



CCI 2007 CB 163 PO 022

ESPON 2013
(The European Observation Network on
Territorial Development and Cohesion)

Annual Report 2008

STRUCTURAL FUNDS 2007-2013
TERRITORIAL COOPERATION OBJECTIVE

Annual implementation report
(In accordance to article 67 of Council Regulation (EC) No 1083/2006)
Approved by the ESPON Monitoring Committee on 02 June 2009



EUROPEAN UNION
Part-financed by the European Regional Development Fund
INVESTING IN YOUR FUTURE

Table of content

1. IDENTIFICATION.....	4
2. OVERVIEW OF THE IMPLEMENTATION OF THE OPERATIONAL PROGRAMME.....	5
2.1. ACHIEVEMENT AND ANALYSIS OF THE PROGRESS.....	5
2.1.1 <i>Information on the physical progress of the Operational Programme</i>	5
2.1.2 <i>Financial information</i>	5
2.1.3 <i>Information about the breakdown of use of the Funds</i>	7
2.1.4 <i>Assistance by target groups</i>	7
2.1.5 <i>Assistance repaid or re-used</i>	7
2.1.6 <i>Qualitative analysis</i>	7
2.2. INFORMATION ABOUT COMPLIANCE WITH COMMUNITY LAW	7
2.3 SIGNIFICANT PROBLEMS ENCOUNTERED AND MEASURES TAKEN TO OVERCOME THEM.....	8
2.4 CHANGES IN THE CONTEXT OF THE OPERATIONAL PROGRAMME IMPLEMENTATION.....	8
2.5. SUBSTANTIAL MODIFICATION UNDER ARTICLE 57 OF REGULATION (EC) No 1083/2006.....	8
2.6 COMPLEMENTARITY WITH OTHER INSTRUMENTS.....	8
2.7 MONITORING ARRANGEMENTS	8
3. IMPLEMENTATION BY PRIORITY.....	9
3.1 PRIORITY 1	9
3.1.1. <i>Achievement of targets and analysis of the progress</i>	9
Information on the physical and financial progress of the priority	9
Qualitative analysis	11
3.1.2. <i>Significant problems encountered and measures taken to overcome them</i>	11
3.2 PRIORITY 2	12
3.2.1. <i>Achievement of targets and analysis of the progress</i>	12
Information on the physical and financial progress of the priority.....	12
Qualitative analysis.....	15
3.2.2. <i>Significant problems encountered and measures taken to overcome them</i>	15
3.3 PRIORITY 3	15
3.3.1. <i>Achievement of targets and analysis of the progress</i>	15
Information on the physical and financial progress of the priority.....	15
Qualitative analysis	17
3.3.2. <i>Significant problems encountered and measures taken to overcome them</i>	17
3.4 PRIORITY 4	17
3.4.1. <i>Achievement of targets and analysis of the progress</i>	17
Information on the physical and financial progress of the priority.....	17
Qualitative analysis.....	19
3.4.2. <i>Significant problems encountered and measures taken to overcome them</i>	19
3.5 PRIORITY 5	19
3.5.1. <i>Achievement of targets and analysis of the progress</i>	19
Information on the physical and financial progress of the priority.....	19
Qualitative analysis.....	20
3.5.2. <i>Significant problems encountered and measures taken to overcome them</i>	21
4. TECHNICAL ASSISTANCE.....	21
5. INFORMATION AND PUBLICITY.....	22
5.1 PUBLICITY AND COMMUNICATIONS ACTIVITY UNDERTAKEN TO DECEMBER 2008.....	23
5.1.1 <i>Information and Communication Actions</i>	23
Programme Manual.....	23
Applicants' package	23
Programme database	23
Newsletters.....	23
Website www.espon.eu/ESPON2013	24
Media	25
External Events	28

5.1.2 Targeted Activities and Actions	30
ESPON 2013 Programme launch event.....	31
Q&A sessions for potential beneficiaries	31
Info Day and Partner Cafe`	31
Financial Managers Seminar	32
Promotional material	32
5.1.3 Evaluation of events	32
Info Day and Partner Cafe`	32
Financial Managers Seminar	33

1. Identification

OPERATIONAL PROGRAMME	Objective concerned: European Territorial Cooperation
	Eligible area concerned: EU 27
	Programming period: 2007-2013
	Programme number (CCI No): CCI 2007 CB 163 PO 022
	Programme title: ESPON 2013 (European observation network on territorial development and cohesion)
ANNUAL IMPLEMENTATION REPORT	Reporting year: 2008
	Date of approval of the annual report by the monitoring committee: 23 June 2008

2. Overview of the implementation of the Operational Programme

2.1. Achievement and analysis of the progress

During 2008, the ESPON 2006 Programme was in the phase of preparation for closure, the main focus though lied on the implementation of the ESPON 2013 Programme. In January 2008 the launch event took place in Brussels and marked the opening of the first calls under three priorities for potential applicants. Following the first 5 applied research projects started as well as a major project ensuring development and continuity of the ESPON database.

Between June and July the ESPON 2013 Programme conducted a survey among European stakeholders to identify their thematic demand for targeted analysis projects under priority 2 of the ESPON Programme on territorial development, competitiveness and cohesion. A very stimulating process with the selected stakeholders has specified the first 8 projects on using ESPON results in practice.

By August a new call for Priority 1, 2 and 3 was opened and the Monitoring Committee selected the winning projects by the end of the year. In order to enlarge the existing pool of experts in the field of territorial research and analysis in particular in themes such as “Land Use”, “Accessibility”, “Innovation” and “Globalisation” also a second call for Expression of Interest for the Knowledge Support System was opened.

One important step for the implementation of the ESPON 2013 Programme was taken on 16 September, when the European Commission officially approved the ESPON 2013 Audit Strategy. This strategy includes the Risk analysis model for the Programme.

At the end of the first year of the ESPON 2013 Programme, Luxembourg had the pleasure of a visit by General Director Dirk Ahner of the European Commission DG Regio. In this framework a closer cooperation with DG Regio on analytical activities and studies in order to maximise complementarity and ensure exchange and mutual technical support was discussed.

Finally the ESPON Programme caught throughout the year 2008 a lot of attention in and outside Europe, in Asia and South American countries. This gives a clear sign of the global context becoming increasingly important, also when it comes to territorial structures and flows as factors of competitiveness.

2.1.1 Information on the physical progress of the Operational Programme

No quantifiable indicators have been mentioned at programme level in the Operational Programme. Quantifiable indicators have only been defined at priority levels which are presented in details under Chapter 3.

2.1.2 Financial information

Due to the delay with the setting up of the internal financial procedures no payment has still been certified toward the European Commission in the course of 2008.

Priority axes by source of funding (EUR) in 2008

	Expenditure paid out by the beneficiaries included in payment claims sent to the managing authority	Corresponding public contribution	Private Expenditure*	Expenditure paid by the body responsible for making payments to the beneficiaries	Total payments received from the Commission
Priority Axis 1 – Applied Research					
ERDF type expenditure	0.00 €	0.00 €	0.00 €	0.00 €	0.00 €
Priority Axis 2 – Targeted Analysis					
ERDF type expenditure	0.00 €	0.00 €	0.00 €	0.00 €	0.00 €
Priority Axis 3 – Scientific Platform					
ERDF type expenditure	0.00 €	0.00 €	0.00 €	0.00 €	0.00 €
Priority Axis 4 – Capitalization					
ERDF type expenditure	0.00 €	0.00 €	0.00 €	0.00 €	0.00 €
Priority Axis 5 – TA, Analytical Support, Communication					
ERDF type expenditure	0.00 €	0.00 €	0.00 €	0.00 €	0.00 €
Grand Total	0.00 €	0.00 €	0.00 €	0.00 €	0.00 €
Total in transitional regions in the grand total	0.00 €	0.00 €	0.00 €	0.00 €	0.00 €
Total in non-transitional regions in the grand total	0.00 €	0.00 €	0.00 €	0.00 €	0.00 €
ESF type expenditure in the grand total where the Operational Programme is co-financed by the ERDF	0.00 €	0.00 €	0.00 €	0.00 €	0.00 €
ERDF type expenditure in the grand total where the Operational Programme is co-financed by the ESF	0.00 €	0.00 €	0.00 €	0.00 €	0.00 €

* Only applicable for operational programmes expressed in total cost.

2.1.3 Information about the breakdown of use of the Funds

Combination of codes of dimensions 1 to 5 only ERF for the whole programming period					
Code * Dimension 1 Priority theme	Code * Dimension 2 Form of finance	Code * Dimension 3 Territory	Code * Dimension 4 Economic activity	Code * Dimension 5 Location	Amount **
Code 81 Mechanisms for improving good policy and programme design, monitoring and evaluation					32.643.772
Code 85 Preparation, implementation, monitoring and inspection					1.258.356
Code 86 Evaluation and studies; information and communication					131.384
Sub-Total					34.033.512
	Code 01 Non-repayable aid				34.033.512
		Code 00 Not applicable			34.033.512
Total					34.033.512

* the categories should be coded for each dimension using the standard classification

** allocated amount of the Community contribution for each combination of categories

2.1.4 Assistance by target groups

Not applicable.

2.1.5 Assistance repaid or re-used

There was no need for any financial corrections.

2.1.6 Qualitative analysis

Due to the particular nature of the ESPON 2013 Programme, i.e. financing research projects/targeted analyses and the creation of scientific tools, this point is not applicable. [This is also supported by e.g. the SEA screening of the ESPON 2013 Programme that concluded that the programme is unlikely to have significant environmental effects.]

2.2. Information about compliance with Community law

There were no problems encountered relating to the compliance with Community law in the implementation of the Operational Programme.

2.3 Significant problems encountered and measures taken to overcome them

Due to the late approval of the Programme Document in November 2007, the Member and Partner States did not have sufficient time to submit all the necessary documents by the end of 2007. Some formal documents requested from the Member and Partner States were still not delivered in the course of 2008. As a consequence, the Programme will not be fully functional until the delivery of all documents from all Member and Partner States.

2.4 Changes in the context of the operational programme implementation

There were no changes stemming directly from the assistance of the Operational Programme that would have a direct impact on the programme's implementation.

2.5. Substantial modification under Article 57 of Regulation (EC) No 1083/2006

There were no cases where substantial modifications under Article 57 of Regulation (EC) No 1083/2006 were needed.

2.6 Complementarity with other instruments

The ESPON 2013 Programme has no arrangements with other instruments.

2.7 Monitoring arrangements

During 2008, the monitoring and evaluation measures taken by the Programme has focused on the implementation of the following elements:

- “EC Regulation 1083, Art. 47 request an ongoing evaluation of the implementation of the ESPON 2013 Programme. The ESPON 2013 Programme has during 2008 been considering a concept of ongoing evaluation that will be tabled for decision by the Monitoring Committee early 2009 as part of an update of the Programme Manual.

This concept will ensure evaluation of the consistency of activities under the different priorities of the programme, their relationships and complementarity. It will as well ensure evaluation of the effectiveness of operations measured with the indicators approved in the OP, and judge the efficiency by comparing processes and effects to the means and resources mobilised. The relevance of the ESPON 2013 Programme is not seen as a key issue due to the fact that policy makers from all 31 countries involved are taking the decisions on the operations to be implemented.

As elements in the ongoing evaluation, it is the intention to propose the MC a Monitoring Score Board as part of the ongoing evaluation conducted internally. In addition, it is the intention to propose one evaluation with the help of external experts in the second half of 2010.”

- Furthermore on the thematic side EU Cohesion Policy requires continuous monitoring and assessment of territorial development dynamics in relation to policy objectives. The ESPON 2013 Programme has been requested to build up a Territorial Monitoring System at European level covering EU 27 plus Iceland, Liechtenstein, Norway and Switzerland. Therefore a workshop aims at exchanging experience and ideas between National Territorial Observatories, the European Commission as well as international and European institutions (OECD, JRC, EEA,

EUROSTAT and Kopernikus), all working with methods related to this field was held in Luxembourg in November 2008

- According to Article 58. (c) of Regulation (EC) 1083/2006, the Programme shall ensure a reliable accounting, monitoring and financial reporting system in computerised form. The monitoring and financial reporting system (Programme Monitoring Support System- PMSS) collecting data on implementation necessary for financial management, monitoring, verifications, audit and evaluation started to be implemented by the CU with the support of Gecko GmbH in 2008. The structure of the PMSS has been set up following the requirements set by Article 60 (c) of Regulation (EC) 1083/2006 and Annex III of Regulation (EC) 1828/2006. The development of the interface and the different functions are to be finalized in the course of 2009, by the time of the submission of the first declaration to the EC.

Furthermore, in order to ensure the quality and effectiveness of the implementation of the Programme the following steps have been taken in the framework of the Communication Plan:

- The first ESPON 2013 Financial Managers Seminar took place on 3 October 2008 in Luxembourg. Financial Managers of Lead and Project Partners participated at the event in order to be informed about implementing ESPON projects approved in the framework of the first call for proposals for Priority 1 and 3.
- The second round of calls for proposals of the ESPON 2013 Programme was presented at an Info Day in Bruxelles. More than 100 participants attended the event. The event focused on the presentation of the three calls for proposals opened on 20 August 2008 and the conditions for taking part. The Info Day gave potential beneficiaries the possibility to pose questions and receive answers related to the open calls. As part of the ESPON Info Day, participants had the opportunity to network at the ESPON Partner Café, creating a forum for direct dialogue between potential project partners, enabling them to identify potential consortia of partners that carry through ESPON projects.

3. Implementation by priority

3.1 Priority 1

3.1.1. Achievement of targets and analysis of the progress

Information on the physical and financial progress of the priority

In 2008 the following five projects have been started under this priority.

- **FOCI – Cities and urban agglomerations: Their functionality and development opportunities for European competitiveness and cohesion (Total budget: 998.888 €)**

The project analyses the current state, trends and development perspectives for the largest cities and urban agglomerations within the European territory. It will identify the driving forces of urban development which are the most relevant for understanding urban evolutions and offer scenarios for the development of Europe's cities leading to alternative policy options.

The project delivered an Inception Report on 11 November 2008. The Lead Partner of the project also gave a first presentation at the ESPON Internal Seminar on 10 December 2008.

- **EDORA – Development opportunities in different types of rural areas (Total budget: 699.816 €)**

The project will provide evidence on the development opportunities of diverse types of European rural areas and reveal options for improving their competitiveness. It will identify opportunities for increasing regional strengths through territorial cooperation and analyse the potential impact of climate change on the development opportunities of rural areas.

The project delivered an Inception Report on 11 November 2008. The Lead Partner of the project also gave a first presentation at the ESPON Internal Seminar on 10 December 2008.

- **DEMIFER – Demographic and migratory flows affecting European regions and cities (Total budget: 781.600 €)**

The project deals with the effects of demographic and migratory flows on European regions and cities and examines the implications for regional competitiveness and European cohesion.

The project delivered an Inception Report on 11 November 2008. The Lead Partner of the project also gave a first presentation at the ESPON Internal Seminar on 10 December 2008.

- **ReRisk – Effects of rising energy prices on regional competitiveness (Total budget: 699.250 €)**

This project focuses on opportunities to support competitive and clean energy supplies for regions in Europe and to generate and strengthen sustainable energy sources. It delivers future-oriented territorial evidence on the impact of rising energy prices on the competitiveness of European regions as well as on cohesion in Europe in a long-term perspective.

The project delivered an Inception Report on 26 September 2008 and as a follow-up to this an Annex to the Inception Report on 21 November 2008. The Lead Partner of the project also gave a first presentation at the ESPON Internal Seminar on 10 December 2008.

- **TIPTAP – Territorial impact assessment of policies (Total budget: 347.000€)**

This project builds on the earlier achievements of the ESPON 2006 Programme. The methodology, indicators and the prototype “TEQUILA” model will be further developed and made operational to receive a tool for the ex-ante assessment of territorial impacts of policies. The tool will be tested on transport and agricultural policy and deliver evidence on the territorial impact of these policies. The results are of direct use for creating better policy coordination.

The project delivered an Inception Report on 26 September 2008. The Lead Partner of the project also gave a first presentation at the ESPON Internal Seminar on 10 December 2008.

Output Indicators	Initial Baseline	Final Target	Achievements	
			2007	2008
Number of actions realised & number of small / medium / large actions	0	30 7/7/16	0	5
Number of cross-thematic / thematic analyses and trends / prospective studies realised	0	8/7/3	0	4
Number of territorial impact studies realised	0	5	0	1
Number of experts involved in task forces / sounding boards	0	40	0	10
Results Indicators	Initial Baseline	Final Target	Achievements	
			2007	2008
Number of themes and policies that have been deepened and widened compared to ESPON 2006 results	0	20	0	5
Number of partners, institutes involved in applied research actions	0	100	0	32
Number of scientists involved in applied research actions	0	750	0	NA
Impact Indicators	Initial Baseline	Final Target	Achievements	
			2007	2008
Degree of usefulness of ESPON applied research results for European, national-level / regional-level policy processes	NP	NP	NP	NP
Degree of usefulness of ESPON applied research results for transnational and cross-border co-operation	NP	NP	NP	NP

NI: Not implemented: The indicator is implemented, but not for the specific year.

NP: Not applicable: The indicator does not apply. It will never be implemented.

NA: Not available: The indicator is implemented but you don't know the values yet for the specific year.

Qualitative analysis

Due to the particular nature of the ESPON 2013 Programme, i.e. financing research projects/targeted analyses and the creation of scientific tools, this point is not applicable.

3.1.2. Significant problems encountered and measures taken to overcome them

No significant problems have been encountered.

3.2 Priority 2

3.2.1. Achievement of targets and analysis of the progress

Information on the physical and financial progress of the priority

In 2008 the following eight expressions of interest by stakeholders have been selected by the Monitoring Committee to be further developed into project specifications:

- **CAEE – The case for agglomeration economies in Europe (Total budget: 200.000 €)**

This project will be an economically focused analysis of the impacts of urban agglomerations as key drivers of economic development within EU regions. The stakeholders behind are Manchester Enterprises Ltd. (Lead Stakeholder); Barcelona Provincial Council, Territorial Observatory of the Studies Department; Dublin Regional Authority, Regional Planning Guidelines, Dublin and Mid-East Regional Authorities; and Greater Lyon, Department for International Relations.

The Lead Stakeholder of the project gave a first presentation at the ESPON Internal Seminar on 11 December 2008.

- **EUROISLANDS – The development of the islands – European islands and cohesion policy (Total budget: 250.000 €)**

The aim of the project is to deliver an appropriate reference work and a set of policy recommendations and strategic guidance to foster the sustainable development of the European islands within the framework of the Single Market, ensuring equal terms and opportunities with other non-handicapped regions. The stakeholders behind are Ministry of Economy & Finance, General Secretariat for Investments & Development, Special Service for Strategy, Planning & Evaluation of Development Programmes, Greece (Lead Stakeholder); Malta Environment and Planning Authority (MEPA), Malta; National Rural Development Agency (GBV), Sweden; Municipality of Gotland (GK), Sweden; Government of the Balearic Islands (CAIB), Spain; Department of Town Planning and Housing (DTPH), Cyprus; Regional Municipality of Bornholm, Department of Regional Development (RU BRK), Denmark; Ministry of Economic Development, Department for Development and Cohesion Policies (DPS), Italy; Autonomous Region of Sardinia, Department of EU and International Affairs (RAS), Italy; Saaremaa County Government, Department of Development and Planning (SCG), Estonia; The Government of Åland, Department for Administrative Affairs (AL), Finland.

The Lead Stakeholder of the project gave a first presentation at the ESPON Internal Seminar on 11 December 2008.

- **METROBORDER – Cross-border polycentric metropolitan regions (Total budget: 250.000 €)**

This project addresses cross-border metropolitan regions in Europe in relation to the policy aim of polycentric development. It aims at identifying criteria, potentials and governance practices based on available ESPON evidence for polycentric cross-border metropolitan regions in Europe and proposing options for development strategies towards a multilevel approach for two case study regions (Upper Rhine Region and the Greater Region). The stakeholders behind are Federal Office for Spatial Development, ARE, Switzerland (Lead Stakeholder); Ministry of the Interior and for Spatial Planning, Directorate for Spatial Planning, Luxembourg; Interministerial delegation to the spatial planning and the competitiveness of the territories (DIACT), France; Federal Ministry of Transport, Building and Urban

Affairs, Germany; Ministry of the Walloon Region, Directorate for Spatial Planning, Housing and Heritage, Belgium.

The Lead Stakeholder of the project gave a first presentation at the ESPON Internal Seminar on 11 December 2008.

- **SURE – Success for convergence regions’ economies (Total budget: 200.000 €)**
This project focuses on the specific challenges of development of convergence regions within the EU. Despite the fact that these regions have been awarded with extensive funds, not all have taken advantage to the same extent and therefore are still unable to improve their socio-economic performance and competitiveness. Therefore this project seeks to understand why some convergence regions are unable to improve economic performance and competitiveness. It will do so by systematically comparing relevant factors for economic growth and by analysing successful cohesion projects over the last 15 years in convergence regions with both high and low growth rates. The stakeholders behind are Campania Region (Lead Stakeholder); Podlaskie Voivodship Marshal’s Office, Poland; Fundacion Comunidad Valenciana - Region Europea, Spain; Region of East Macedonia – Thrace, Greece.
The Lead Stakeholder of the project gave a first presentation at the ESPON Internal Seminar on 11 December 2008.
- **SS-LR – Spatial scenarios: new tools for local-regional territories (Total budget: 180.000 €)**
The purpose of this project is to transfer, adapt and apply the same spatial scenarios’ methodology used within the ESPON Project 3.2 at functional territorial scale, equal or lower than NUTS3. The methodology and instruments will be applied to the case of Barcelona Provincial Council (BPC). The outcome of this project should enable policy makers to draw up regional, social and economic territorial policies and development strategies for their territories. The stakeholders behind are Barcelona Provincial Council, Spain (Lead Stakeholder); Province of Torino, Italy; Department of the Hérault, France.
The Lead Stakeholder of the project gave a first presentation at the ESPON Internal Seminar on 11 December 2008.
- **TD – Territorial Diversity (Total budget: 210.000 €)**
The overall objective of this project is to provide a better understanding of development processes in territories outside the Pentagon that are defined as insular, mountainous, sparsely populated or peripheral. The analysis aims particularly at highlighting how these territories may contribute to the achievement of overarching European objectives expressed in the Lisbon and Gothenburg Strategies. By focusing on a representative sample of such regions, the project will be drawing more general conclusions for territories subject to similar territorial specificities across Europe. The stakeholders behind are Ministry of Local Government and Regional Development, Norway (Lead Stakeholder); Ministry of Employment and Economy, Finland; Swiss Federal Office for Spatial Development ARE, Switzerland; Department of Town Planning and Housing, Ministry of the Interior, Cyprus; National Rural Development Agency, Sweden; Malta Environment & Planning Authority, Malta; Ministry for Development, Public Works and Housing, Romania.
The Lead Stakeholder of the project gave a first presentation at the ESPON Internal Seminar on 11 December 2008.

- PURR – Potential of Rural Regions (Total budget: 210.000 €)**
 The overall objective of this project is the development of innovative approaches to identify and exploit rural potential in peripheral parts of Europe around North Sea, Irish Sea and Baltic Sea. The stakeholders behind are Notodden Municipality, Norway (Lead Stakeholder); Cesis District Council, Latvia; North Yorkshire County Council, UK; Welsh Assembly Government, UK; Dumfries and Galloway Council, UK.
 As no proposal was received for this project following the call for proposals launched on 20 August 2008, the Lead Stakeholder was not present at the ESPON Internal Seminar on 11 December 2008.
- TransMEC – Transnational Support Method for European Cooperation (Total budget: 150.000 €)**
 This project will address issues related to a more strategic steering of INTERREG projects as well as to aggregating added value to find ways and means supporting the conceptualisation of projects and strengthening the visibility of projects and the programme as a whole. The stakeholder behind is Nord-Pas de Calais Regional Council, the Managing Authority of the INTERREG IVB NWE Programme).
 As no proposal was received for this project following the call for proposals launched on 20 August 2008, the Lead Stakeholder was not present at the ESPON Internal Seminar on 11 December 2008.

The call for proposals including these eight project specifications was launched on 20 August 2008 and the best proposals were selected by the Monitoring Committee at its meeting on 8-9 December 2008. Therefore the respective projects could only be started in 2009 and no actions have been realised in 2008.

Output Indicators	Initial Baseline	Final Target	Achievements	
			2007	2008
Number and types of actions realised & number of small / medium / large actions	0	30	0	6
Number of stakeholder / user consultations realised	0	3	0	1
Number of stakeholders / users contacted	0	300	0	164
Results Indicators	Initial Baseline	Final Target	Achievements	
			2007	2008
Number of stakeholders directly involved in the implementations of the actions	0	50	0	29
Number of themes, topics and experiments covered by actions realised	0	30	0	9
Number of types of specific territories covered by actions realised	0	20	0	9

Impact Indicators	Initial Baseline	Final Target	Achievements	
			2007	2008
Degree of analytical support provided by targeted actions to a co-operative tackling of territorial development challenges	NP	NP	NP	NP
Extent to which the outcomes of actions producing targeted analytical deliveries are cited in strategic publications at European, national and regional level	NP	NP	NP	NP

- NI:** Not implemented: The indicator is implemented, but not for the specific year.
NP: Not applicable: The indicator does not apply. It will never be implemented.
NA: Not available: The indicator is implemented but you don't know the values yet for the specific year.

Qualitative analysis

Due to the particular nature of the ESPON 2013 Programme, i.e. financing research projects/targeted analyses and the creation of scientific tools, this point is not applicable.

3.2.2. Significant problems encountered and measures taken to overcome them

No significant problems have been encountered.

3.3 Priority 3

3.3.1. Achievement of targets and analysis of the progress

Information on the physical and financial progress of the priority

1. ESPON Database 2013 Project (Total Budget: 1.300.000 €)

The ESPON Database 2013 Project aims at building a geo-referenced database system with data and information relevant for the ESPON projects and themes. The project has delivered an Inception report, together with a Map Template on 25 September 2008 and as a follow-up of this an Annex to the Inception report on 29 November 2009. The project has also delivered a revised version of the Map Template and a draft version of the ESPON Database on 28 November 2009. The project has presented itself and organised a workshop to familiarize the other ESPON projects with the Map Template and the Database on the ESPON Internal Seminar on 11 December 2008. Finally they participated in a meeting with ESPON and EUROSTAT on 24 November 2008.

2. Territorial Indicators / Indices and Tools (Total Budget for 2008: 75.000 €)

2a. Territorial Indicators (Budget: 0 €)

As no project was implemented during 2008, no report can be given in this respect except for the targets set out in the Operational Programme.

2b. Tools (Budget: 75.000 €)

Typology Compilation

The project aims at defining and compiling a set of operational typologies of regions that can reflect the types of territories being of particular current concern of policy makers in Europe. The deadline for submitting the offer was the 26 November 2008 and the deadline for delivery will be the 15 January 2010.

3. Territorial Monitoring System and Reports (Total Budget for 2008: 0 €)

As no project was implemented during 2008, no report can be given in this respect except for the targets set out in the Operational Programme.

4. Targeted Actions for Update of Indicators and Maps (Total Budget for 2008: 30.000 €)

4.a Update of Demography / Migration Typology Map (Budget: 10.000 €)

The project aimed at updating the map “Components of Population Development 1996-1999” of the ESPON 2006 Programme based on recent data available. The services requested covered data collection, map updating / recreation and territorial dynamics / trends analysis. In addition, the service provider was requested to present the updating on the occasion of the Open Days 2008, held in Brussels. The deadline for submitting the offer was the 15 September 2008 and they delivered their report, maps and data before the deadline of 7 November 2008.

4.b Update of Accessibility Maps on Air and Multimodal Transport (Budget: 20.000 €)

The project aims at updating the maps “Potential Accessibility by Air (2001)” and “Potential Accessibility, Multimodal (2001)” of the ESPON 2006 Programme based on recent data available. The services requested covered data collection, map updating / recreation and territorial dynamics / trends analysis. In addition, the service provider was requested to present the updating on the occasion of the Open Days 2008, held in Brussels. The deadline for submitting the offer was the 15 September 2008 and the deadline for delivery has been extended from 30 January 2009 to 2 March 2009.

Output Indicators	Initial Baseline	Final Target	Achievements	
			2007	2008
Number of actions realised	0	20	0	6
Number of new, updated and improved tools, models, methodologies developed	0	15	0	2
Number of territorial indicators defined	0	10	0	0
Number of periodic territorial monitoring reports published	0	3	0	0
Results Indicators	Initial Baseline	Final Target	Achievements	
			2007	2008
Number of downloads for support of data and tools (from the ESPON website) and geographical spread of users	0	2000	0	208483 ¹
Number of downloads for territorial monitoring reports (from the ESPON website) and geographical spread of users	0	500	0	208483 ²

¹ This figure presents the number of web site visits in 2008.

² This figure presents the number of web site visits in 2008.

Impact Indicators	Initial Baseline	Final Target	Achievements	
			2007	2008
Degree of usefulness (expressed for the different Scientific Platform components) in the context of ESPON applied research actions and policy development processes (with levels: high, medium, low).	NP	NP	NP	NP
Number of ESPON-external documents making reference to ESPON data, tools or reproducing ESPON maps	0	100	0	4

NI: Not implemented: The indicator is implemented, but not for the specific year.

NP: Not applicable: The indicator does not apply. It will never be implemented.

NA: Not available: The indicator is implemented but you don't know the values yet for the specific year.

Qualitative analysis

Due to different altering priority settings caused by external influencing factor, not all projects envisaged could be implemented as foreseen.

3.3.2. Significant problems encountered and measures taken to overcome them

No significant problems had to be encountered.

3.4 Priority 4

3.4.1. Achievement of targets and analysis of the progress

Information on the physical and financial progress of the priority

1. Media and Publications (Total Budget for 2008: 375.000 €)

1a. Publication and Design (Budget: 250.000 €)

In order to define the ESPON Corporate Identity and Lay-Out as basis for communicating finding of ESPON activities, a Call for Tender (Corporate Identity and Lay-Out) was launched on 18 December 2008. As first publication of the ESPON 2013 Programme, the Territorial Observation No.1 on "Territorial Dynamics in Europe: Trends in Population Development" was published.

1b. Media Bureau and Capitalisation Strategy (Budget: 50.000 €)

In order to define the ESPON Capitalisation Strategy as advising instrument for Priority 4, a Call for Tender (Capitalisation Strategy) was launched on 16 December 2008. Results will be developed from 2009 onwards and reported within the following annual implementation reports.

1c. Website (Budget: 75.000 €)

In order to adapt the current ESPON Website, deriving from the ESPON 2006 Programme, to the needs of the ESPON 2013 Programme, a Call for Tender (Webservice and IT Solutions) was launched on 18 December 2008. Results will be developed from 2009 onwards and reported within the following annual implementation reports.

2. European Seminars and Workshops (Total Budget for 2008: 70.000 €)

2a. Open Seminar, Portorož (Slovenia), 2-3 June 2008 (Budget: 40.000 €)

The seminar aimed at exchanging knowledge and creating awareness on territorial development dynamics as well as a sustainable and balanced territorial development in the European Union and its neighbouring countries. 135 participants attended the seminar.

2b. Workshop, Esch-Sur-Alzette (Luxembourg), 2 April 2008 (Budget: 15.000 €)

The Workshop on “Territorial Indicators and Indices” aimed at providing new ideas and the exchange of experiences with territorial indicators and indices that can support policy makers in understanding territorial development and determining actions and projects in line with policy objectives for territorial cohesion. 41 participants attended the workshop.

2c. Workshop, Esch-sur-Alzette (Luxembourg), 12 November 2008 (Budget: 15.000 €)

The workshop on “Monitoring Territorial Dynamics” aimed at exchanging experiences in understanding structures, trends and scenarios influencing territorial cohesion and thus monitoring territorial development. 37 participants attended the workshop.

3. Transnational Networking Activities (Total Budget for 2008: 0 €)

As no project was implemented during 2008, no report can be given in this respect except for the targets set out in the Operational Programme.

Output Indicators	Initial Baseline	Final Target	Achievements	
			2007	2008
Number of actions realised	0	30	0	4
Number of European Seminars / workshops realised	0	14	0	3
Number of Transnational Networking Activities realised	0	14	0	0
Number of press releases and larger and smaller reports / publications issued	0	10/12	0	3/1
Results Indicators	Initial Baseline	Final Target	Achievements	
			2007	2008
Number of participants in all European Seminars / Workshops	0	150	0	135
Average number of participants per seminar / event	0	30	0	78
Number of participants in all Transnational Networking Activities	0	400	0	0
Average number of participants per action	0	40	0	0
Number of stakeholders reached by mailing lists and by visiting the ESPON website	0	500	0	1864 ³ / 208483 ⁴

³ This figure presents the number of newsletter subscribers as of December 2008.

⁴ This figure presents the number of web site visits in 2008.

Impact Indicators	Initial Baseline	Final Target	Achievements	
			2007	2008
Degree of capitalisation and increased awareness achieved among the participants of European Seminars/Workshops	NP	NP	NP	High
Degree of capitalisation and increased awareness achieved among the participants of Transnational Networking Activities	NP	NP	NP	NP

NI: Not implemented: The indicator is implemented, but not for the specific year.

NP: Not applicable: The indicator does not apply. It will never be implemented.

NA: Not available: The indicator is implemented but you don't know the values yet for the specific year.

Qualitative analysis

Due to different altering priority settings caused by external influencing factor, not all projects envisaged could be implemented as foreseen.

3.4.2. Significant problems encountered and measures taken to overcome them

No significant problems had to be encountered.

3.5 Priority 5

3.5.1. Achievement of targets and analysis of the progress

Information on the physical and financial progress of the priority

Output Indicators	Initial Baseline	Final Target	Achievements	
			2007	2008
Number of Monitoring Committee meetings	NI	14	1	2
Number of CC meetings organised	NI	14	2	4
Number of Internal ESPON seminars	NI	14	1	1
Number of ECP meetings	NI	14	0	3
Number of events for potential and selected beneficiaries	NI	14	0	3

Results Indicators	Initial Baseline	Final Target	Achievements	
			2007	2008
Number of on-the-spot-checks showing no significant results	NI	95	0	0
Number of participants in Internal ESPON seminars ⁵	NI	2500	0	118
Number of participants in information events for potential beneficiaries	NI	400	0	322
Number of participants in information events for selected beneficiaries	NI	100	0	42
Volume of mailing list ⁶	NI	1000	1442	2894
Quality of process launching projects in the light of programme evaluations	NI	High	NI	NI
Impact Indicators	Initial Baseline	Final Target	Achievements	
			2007	2008
Level of importance of audit finding as reported in Annual audit report	NI	Low	NP	NP
Degree of satisfaction with information, services and support provided to the MC, ECP and partners	NI	High	NP	NI
Degree of satisfaction of potential partners with the information given on ESPON	NI	High	NI	High ⁷

NI: Not implemented: The indicator is implemented, but not for the specific year.

NP: Not applicable: The indicator does not apply. It will never be implemented.

NA: Not available: The indicator is implemented but you don't know the values yet for the specific year.

Qualitative analysis

The technical assistance activities focused on implementing and monitoring the operations.

These tasks were implemented by the Coordination Unit in its role of support to the ESPON Managing Authority.

The ESPON Coordination Unit focused its work on the following elements:

- Support to Member States in setting up MS duties towards the implementation of the ESPON 2013 Programme such as signature of the Agreement with the MA, setting up of the 1st Level Financial Control, appointment of MC and ECP members etc.;

⁵ The Internal ESPON seminars are paid under the TA budget and therefore indicated in this table. Open ESPON seminars are included in the table for the Capitalisation Strategy on page 18.

⁶ The following mailing lists are included: EC Representations to MS, ECP Members, EU Delegations in the World, Lead & Project Partners, MC Members, Media & Others, Newsletter Subscribers, Participants of Events, Stakeholders.

⁷ Based on the evaluation of the Info Day and Partner Cafe` as well as the Financial Managers Seminar (see point 5.1.3).

- Organisation and support of Monitoring Committee meetings and implementation of the MC decisions;
- Setting up of procedures for the programme management of operations and programme monitoring at different levels;
- Drafting of the Management and Control systems description;
- Coordination activities with the Managing and Certifying Authorities;
- Support to the Group of Auditors for the implementation of the 2nd Financial Control level;
- Support to the Concertation Committee and drafting of project specifications for operations;
- Preparation and organisation of the first calls for proposals and expressions of interests as well as of the related evaluation of project proposals and expression of interests;
- Contracting of the first approved operations and monitoring their first progress in assessing inception and interim reports;
- Elaboration of the first programme publication;
- Organisation and running of ECP meetings;
- Organisation of the ESPON Internal Seminar;
- Communicate the programme results and aims at a series of events during the year.

3.5.2. Significant problems encountered and measures taken to overcome them

During the implementation phase of the ESPON 2013 Programme and due to the fact that the budgetary unit of the Managing Authority acts as the Certifying Authority of the Programme, new procedures were required in order to ensure the separation of functions of those two bodies.

In consequence, the ESPON 2013 Programme could not process any payment towards beneficiaries or service providers until July 2008.

During that period, the hosting institution of the ESPON Coordination Unit, the *Centre de Recherche Public Henri Tudor* was asked to cover all expenditures related to the functioning of the programme and was refunded during the autumn 2008.

4. Technical Assistance

The Technical Assistance budget for the ESPON 2013 Programme is structured according to 14 budget lines. The budget lines 1 to 9 have a year allocation which is decided by the Monitoring Committee every year, while for the budget lines 10 to 14 a total financial allocation have been approved by the Monitoring Committee for the entire programming period.

The technical assistance running costs (BL 1, 2, 3, 8 and 9) are usually born by the hosting institution of the ESPON Coordination Unit and are then reimbursed by the Managing Authority at a later stage.

The tables below provide information on the financial implementation of technical assistance actions and represent expenditure incurred by the Managing Authority which has not been certified yet according to Article 16 of Regulation 1080/2006 and therefore not yet recorded as Programme expenditure.

The following table shows the TA budget lines 1 to 9 for the year 2007 as approved by the Monitoring Committee:

TA budget lines 1-9	Allocation 2007-2013	Paid 2007	Paid 2008	Total Paid 2007-2013	ERDF (24%)
1 Staff	130 800,00 €	0,00 €	130 762,12 €	130 762,12 €	31 382,91 €
2 Trainees	5 000,00 €	0,00 €	4 960,46 €	4 960,46 €	1 190,51 €
3 CU and MA Travel costs	14 400,00 €	0,00 €	13 882,16 €	13 882,16 €	3 331,72 €
4 MC travel and meeting costs	12 700,00 €	0,00 €	8 984,63 €	8 984,63 €	2 156,31 €
5 CC meetings	2 350,00 €	0,00 €	2 316,68 €	2 316,68 €	556,00 €
6 ECP meetings	0,00 €	0,00 €	0,00 €	0,00 €	0,00 €
7 ESPON Internal Seminar	16 800,00 €	0,00 €	6 138,69 €	6 138,69 €	1 473,29 €
8 Rent (incl. Parking, cleaning, heating, insurances etc.)	29 960,00 €	0,00 €	29 958,29 €	29 958,29 €	7 189,99 €
9 Overheads, installation, postal services, telephone etc.	12 800,00 €	0,00 €	12 791,23 €	12 791,23 €	3 069,90 €
Total	224 810,00 €	0,00 €	209 794,26 €	209 794,26 €	50 350,62 €

The following table shows the TA budget lines 1 to 9 for the year 2008 as approved by the Monitoring Committee:

TA budget lines 1-9	Allocation 2007-2013	Paid 2007	Paid 2008	Paid 2007-2013	ERDF (24%)
1 Staff	500 000,00 €	0,00 €	0,00 €	0,00 €	0,00 €
2 Trainees	10 000,00 €	0,00 €	0,00 €	0,00 €	0,00 €
3 CU and MA Travel costs	40 000,00 €	0,00 €	3 146,39 €	3 146,39 €	755,13 €
4 MC travel and meeting costs	33 000,00 €	0,00 €	0,00 €	0,00 €	0,00 €
5 CC meetings	20 000,00 €	0,00 €	735,95 €	735,95 €	176,63 €
6 ECP meetings	40 000,00 €	0,00 €	7 505,56 €	7 505,56 €	1 801,33 €
7 ESPON Internal Seminar	25 000,00 €	0,00 €	0,00 €	0,00 €	0,00 €
8 Rent (incl. Parking, cleaning, heating, insurances etc.)	60 000,00 €	0,00 €	0,00 €	0,00 €	0,00 €
9 Overheads, installation, postal services, telephone etc.	37 500,00 €	0,00 €	726,07 €	726,07 €	174,26 €
Total	765 500,00 €	0,00 €	12 113,97 €	12 113,97 €	2 907,35 €

The following table shows the TA budget lines 10 to 14 for the period 2007-2013 as approved by the Monitoring Committee:

TA budget lines 10-14	Allocation 2007-2013	Paid 2007	Paid 2008	Paid 2007-2013	ERDF (24%)
10 Go - meetings and external contract	450.000,00 €	0,00 €	0,00 €	0,00 €	0,00 €
11 Financial Monitoring System and maintenance	149.500,00 €	0,00 €	6.307,00 €	6.307,00 €	1.513,68 €
12 Programme evaluation	80.000,00 €	0,00 €	0,00 €	0,00 €	0,00 €
13 Experts costs (legal etc.)	55.000,00 €	0,00 €	0,00 €	0,00 €	0,00 €
14 Communication Plan	466.000,00 €	0,00 €	0,00 €	0,00 €	0,00 €
Total	1.200.500,00 €	0,00 €	6.307,00 €	6.307,00 €	1.513,68 €

5. Information and publicity

The Communication Plan for the ESPON 2013 Programme was approved by the ESPON Monitoring Committee on 13th November 2007. On 7 March 2008 the Communication Plan, which includes the Action Plan for 2008, was submitted for

approval to the European Commission in accordance with the Article 3 of the Commission Regulation (EC) No 1828/2006.

On 20 May 2008 the European Commission confirmed that the document contains all obligatory elements and meets all of the requirements of the Article 2 (2); as a result, the Communication Plan was accepted.

5.1 Publicity and Communications Activity undertaken to December 2008

Publicity and Communications activity during 2008 can be distinguished between information and communication actions, such as the development of the ESPON website, and targeted activities and actions to keep stakeholders (potential and final beneficiaries, policy makers and practitioners, general public) fully informed and engaged throughout the development of the ESPON 2013 Programme.

5.1.1 Information and Communication Actions

Programme Manual

The Programme Manual is a beneficiaries' handbook, which gives a detailed picture of the priorities, their background and objectives, as well as expected outputs, results and impacts, the principles for applying, assessing, evaluating, approving, monitoring of the projects. The relevant sections related to the calls for proposals for Priority 1 and Priority 2, which were launched in January 2008, have been finalised and approved by the MC.

The document was disseminated at the launch of the 2 round of Calls to the potential beneficiaries and published at the ESPON Website. It was also regularly updated and completed with relevant information as follows: project eligibility criteria, application procedure, project management and administration, project monitoring and publicity and information activities.

Applicants' package

The applicants' package was as well completed prior the opening of the calls and regularly updated and completed with the following documents: application form, copy of the Operational Programme, copy of the Programme Manual and of the Regulation providing the legal framework for the ESPON 2013 funded operations.

Programme database

During 2008 work was underway to develop the programme database; a tool to processing and storing information about the projects and the priorities which will be the main source for both quantitative and qualitative data on projects implementation and achievement. The database will be completed during first half 2009.

Newsletters

During 2008 three Newsletters have been elaborated and disseminated via the mailing list and the ESPON Website. The Newsletters targeted mainly the launch of the calls; in addition, information on events for potential beneficiaries as well as for stakeholder was provided.

The first Newsletter, dated July, provided the following information:

- the stakeholder consultation on applied research themes;
- the launch of three calls for proposals opened on August 2008 and the event “Info Day and Partner Cafe”;
- the results of the Open Seminar “Territorial challenges and cooperation in a wider Europe” that took place in Slovenia on June;
- the announcement related to the vacancy for new trainees;
- the ESPON Map on World Trade.

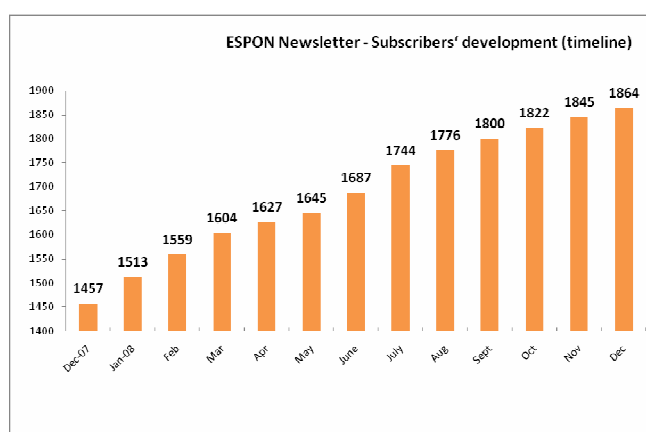
The second one, dated September, provided the following information:

- the launch of three calls for proposals opened on August 2008 and the event “Info Day and Partner Cafe”;
- the ESPON “Partner Cafe”;
- the report of the stakeholder consultation;
- the announcement about the Workshop at the Open Days 2008 – European Week of Regions and Cities;
- the ESPON Map on Migrants in the EU;
- the ESPON 2013 Audit Strategy, officially approved by the European Commission on 16 September.

The last one, dated October, provided the following information:

- announcement of the Workshop “Monitoring Territorial Dynamics”;
- the overview of the Calls launched during the year;
- the ESPON Map “EU energy prices and self-sufficiency”;
- the announcement of the Call for Tender “Typology Compilation”;
- the update overview of the ESPON Partner Café.

The number of recipients of the Newsletters, which was 1.457 by December 2007, on December 2008 rose to **1.864**.



Website www.espon.eu/ESPON2013

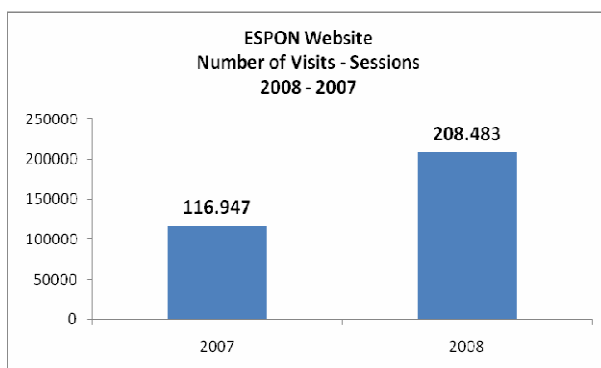
Between December 2007 and January 2008 the ESPON CU elaborated the first simple version of the relevant sections of the website pages targeting potential beneficiaries and the general public with the aim of ensuring clarity and visibility for the Programme. This version test phase had been made available online before the launch of the Programme and the first calls for proposals and expression of interest. A call for tender

was launched late 2008 under Priority 4 dealing with Capitalisation; the service provider will be selected in 2009 in order to launch a new ESPON 2013 Website.

Regular updating of the website was continuously done by the CU. The website was constantly filled with relevant information and data on e.g. ongoing activities and calls for proposals, as well as facts and figures about the programme and its implementation.

The website contains an introduction to the Programme, the European Policy Development Framework (that includes relevant links to European processes and Institutions), background documentation, Calls and Tenders, Projects (that is also used to publicise the list of beneficiaries, the names of projects, and the amount of public funding allocated to the operations), Transnational Project Groups, Events, Publications, Programme governance details and documentation, information on applying and managing projects, information for the media, contact details for the CU, MA, MC Members, ECPs.

In the period January-December 2008, more than 208.000 visits were counted on the Website. This figure represents a slight increase in similar figure for 2007 (116.947).



Media

The main objective of the media activities in 2008 was to raise awareness of the ESPON 2013 Programme, to communicate the findings and increase the knowledge about the Programme, to the benefit to policy makers, stakeholders, and potential beneficiaries as well as the general public. Media activities carried out during 2008 by the Coordination Unit included collecting contacts, preparing press releases and contacting press/institutions to encourage involvement and dissemination of findings and activities.

Some outcomes of the media activities for 2008 can be summarized as follows:

- The CU elaborated and disseminated 5 press releases mainly targeting the general public, the potential beneficiaries and the relevant media: (1) on January at the official launch of the Programme and the first calls, (2) on May to inform about the Open Seminar “Territorial Challenges and Cooperation in a Wider Europe”, (3) on June after the Open Seminar, (4) on June for the results of the “Europe in the World” Report, (5) on September at the launch of the second round of calls. The Press Releases were also published online at the ESPON Website/Press and disseminated via the European Commission Pressroom “Rapid” <http://europa.eu/rapid/>:

08/05/2008, reference MEMO/08/292, Press Release before the seminar in Slovenia. Language: EN.
<http://europa.eu/rapid/pressReleasesAction.do?reference=MEMO/08/292&format=HTML&aged=0&language=EN&guiLanguage=en>

24/06/2008, reference MEMO/08/431, Press Release after the seminar in Slovenia. Languages: EN, FR, DE, ES.

<http://europa.eu/rapid/pressReleasesAction.do?reference=MEMO/08/431&format=HTML&aged=0&language=EN&guiLanguage=en>

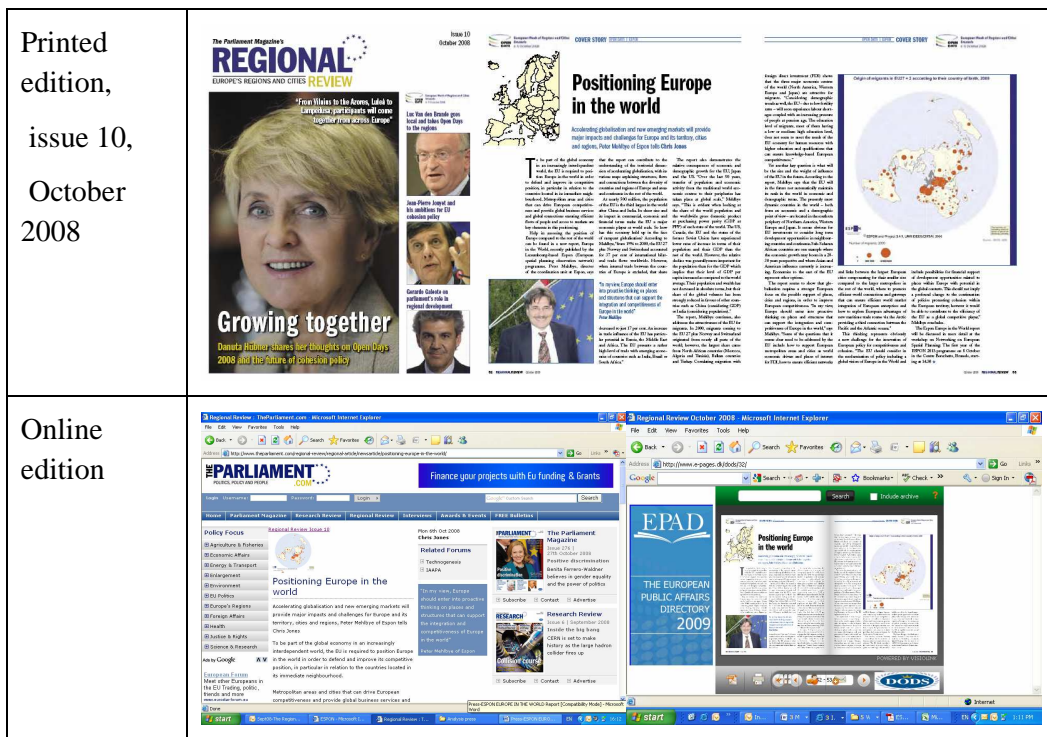
27/06/2008, reference MEMO/08/456, Press release “Europe in the World” Report. Languages: EN, FR, DE, ES.

<http://europa.eu/rapid/pressReleasesAction.do?reference=MEMO/08/456&format=HTML&aged=0&language=EN&guiLanguage=en>

16/09/2008, reference MEMO/08/568, Press release 2nd round of calls. Languages: EN, FR, DE, ES.

<http://europa.eu/rapid/pressReleasesAction.do?reference=MEMO/08/568&format=HTML&aged=0&language=EN&guiLanguage=en>

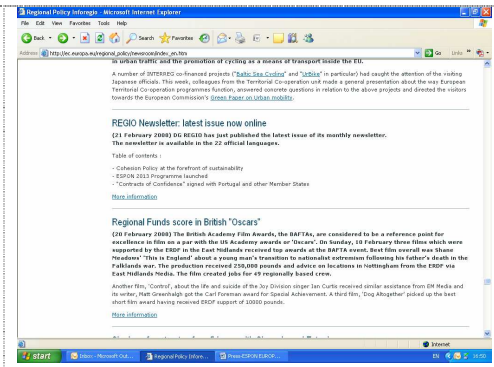
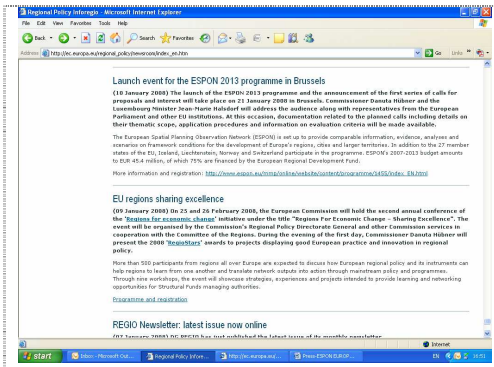
- The Parliament Magazine`s “Regional Review”, (<http://www.theparliament.com/parliament-magazine>), published an interview relating to the “Europe in the World” Report, the ESPON Workshop at Open Days in Brussels and the ESPON 2013 Programme as well.



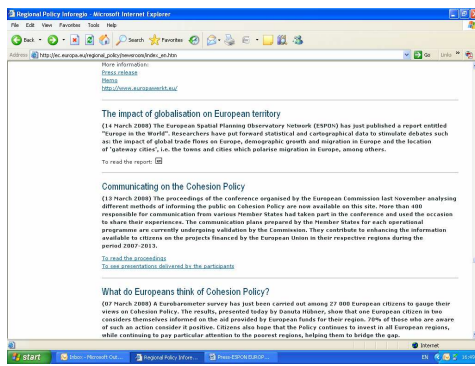
- Announcements have been covered also by the European Commission DG Regio website (languages: EN, FR, DE, ES, IT, PL) and INFOREGIO newsletters (http://ec.europa.eu/regional_policy/newsroom, 22 European languages):

10/01/2008, launch of the Programme and first calls for proposals and expression of interest

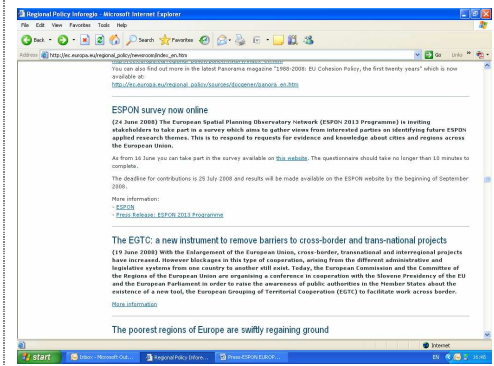
21/02/2008, launch of the Programme and first calls for proposals and expression of interest



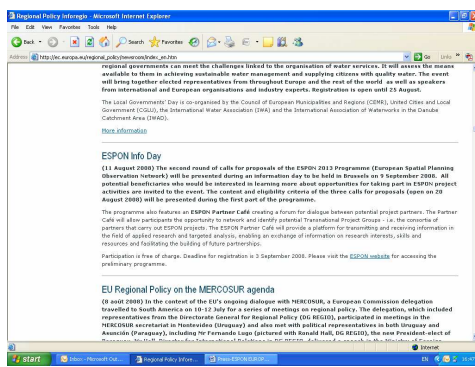
14/03/2008, Europe in the World Report



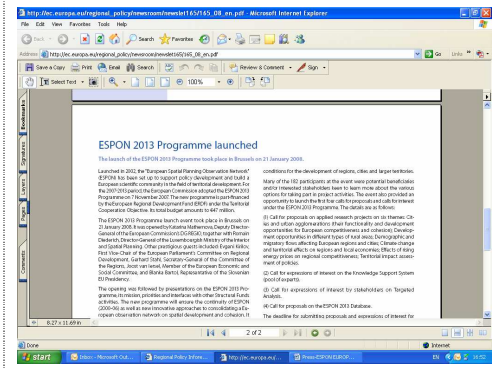
24/06/2008, ESPON survey



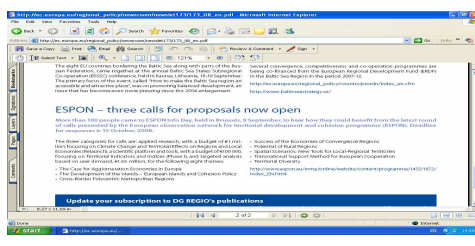
11/08/2008, Info Day and 2nd round of calls



February 2008, INFOREGIO newsletter, launch of the Programme and first calls for proposals and expression of interest



October 2008, INFOREGIO newsletter, 2nd round of calls



- Announcements have been covered also by the EU Delegation to the United Nations, to countries in Eastern Europe and Central Asia, Mediterranean and Middle-East, North-East and South Asia, Africa, North America, Australia and

Pacific, South America, Central America and Caribbean) and the EC Representations in the EU; by European regions, Media web agencies, European Programmes and Institutions.

To date, around 60 media “items” have been collected covering ESPON, consisting mainly of online articles and dominantly in EC driven media. Their geographical distribution covers (due to interest in the Europe in the World report), the following areas: Europe, Eastern Europe and Central Asia, Mediterranean and Middle-East, North-East and South Asia, Africa, Australia and Pacific, North America, Central America and Caribbean, South America.

External Events

The ESPON CU and the MA participated at the following different major conferences/events in order to present the ESPON 2013 Programme and the available funding opportunities:

- Luxembourg (L), 16 Jan 08. **Meeting with the NWE Programme** with the aim of preparing for the support of ESPON in the Annual NWE event in Luxembourg later in spring. The event should focus on demography and migration, a topic where ESPON should contribute. Number of participants 8.
- Brussels (B), 6 Feb 08. **EU Working Level Meeting on Territorial Cohesion (NTCCP)**. Aim to progress the Territorial Agenda and the first Action Plan Number of participants: about 40.
- Bucharest (RO), 28 Feb 08. Conference “**National Conference on Territorial Research**”. The conference aimed at discussing potential investment opportunity in Romania. The implementation of the ESPON 2013 Programme was one of the topics. About 150 people attended the event.
- Brussels (B), 4 March 08. **European meeting of experts on Territorial Cohesion**. Number of participants: about 45.
- Brdo (SLO), 18-19 March 08. **EU Working Level Meeting on Urban Development & Territorial Cohesion**. About 50 people attended the event.
- Brdo (SLO), 14-15 May 08. **Meeting of General Directors responsible for territorial development**. Around 50 people present.
- Stresa (I), 23-24 May 08. Conference: “**Euroscape 2020: Reframing the future of the European landscape: Policy visions and research support.**” The conference aimed at offering objectives and visions for putting European landscapes on international and national agendas. About 50 people attended the conference.
- Luxembourg (L), 26 May 08. **Meeting on the Grande Region**, including a discussion on the European perspective for developing a metropolitan region across borders in the area around Luxembourg. About 20 people attended the event.
- Prague (CZ), 27-30 May 08. Conference: “**RSA (Regional Studies Association) Annual International Conference. Regions: The Dilemmas of Integration and Competition**”. The event aimed at discussing the conference’s topic from different perspectives. Students, researchers, practitioners, policy makers, attended the conference.
- Brussels (B), 29 May 08. Public Hearing EP/Committee on Regional Development: “**Follow-up of the Territorial Agenda and the Leipzig Charta – towards a European action programme for spatial development and**

territorial cohesion". The public hearing – based on input statements from the ÖIR, author of a respective ad-hoc study (AT), ESPON (EU), VATI (HU), and the City of Leipzig (DE) – aimed at discussing recommendations for actions to be taken in order to implement the Territorial Agenda of the EU and the Leipzig Charter on Sustainable European Cities. More than 100 MEPs, experts and the wider public attended the hearing.

- Vienna (A), 29-30 May 08. Conference: "**Austrian spatial scenarios 2030**". The conference aimed at taking inspiration from spatial scenarios for Europe produced by ESPON (motivation and objectives, scenario method, main scenario results for Europe, use and lessons learned). More than 150 experts and the practitioners attended the conference.
- Deauville (F), 12-13 June 08. "**Atlantic Arc Commission General Assembly**", aimed at discussing work programme of the commission of the following year and getting input by some external speakers, inter alia from DG MARE, ESPON, etc. Around 80 participants attended the event.
- Brussels (B), 16-17 June 08. EC DG Regio. "**First meeting of INFORM Community network**" of Regional Policy communication officers and meeting of communication officers of the networking programmes (Interreg VIC, Interact, Urbact and ESPON) in order to speak about communication plans and look into the possibility of developing common activities in the field of information. The meetings aimed at bringing together communication officers from all the Operational Programmes. The main objective was to share experience and identify ways of improving the quality of communication activities, raise awareness of the benefits of Community interventions among the potential beneficiaries and general public and improve the visibility of EU funded projects. More than 150 participants attended the event.
- Paris (F), 20 June 08. **Coordination Meeting No. 2 with the URBACT II Team and Pole Managers**. The meeting aimed at developing complementarities and coordination between the two programmes. About 10 people participated to the meeting.
- Brussels (B), 23 June 08. Regione Emilia-Romagna Conference "**Regional strategies for policy development in spatial and urban planning**". The conference aimed at exploring challenges for the European territory, investigating territorial structures and trends. About 15 people participated to the conference.
- Brussels (B), 24 June 08. Event "**Celebrating 20 years of Cohesion Policy**" aimed at celebrating the anniversary event. Commissioner Hübner welcomed around 500 invited guests, with President Barroso providing the keynote speech followed by a panel debate including Commissioners Hübner and Spidla and representatives of the other EU institutions.
- Paris (F), 30 June 08. **French EU Presidency WG on the future of EU Cohesion Policy**. The aim was to make progress through dialogue on a working document for the Ministerial meeting in Marseille later in the year. About 50 people participated to the event.
- Paris (F), 11 Sept 08. **Meeting in the French EU Presidency WG on future of Cohesion Policy** (continuation of preparations mentioned above). Around 50 participants attended the event.
- Brussels (B), 17 Sept 08. **Seminar on urban-rural linkages enhancing territorial competitiveness** organised by the European Commission, DG Regio.

The aim was to address the diversity of rural territories within the EU and their feasible inter-linkages with urban areas in the vicinity. Around 150 participants.

- Barcelona (ES), 25-26 Sept 08. Workshop “**Towards an Integrated Urban Monitoring in Europe**”. The aim of the workshop was to make current activities wider usable for integrated urban assessments by identifying the synergetic potential on the one side and the gaps to close on the other side. The target was to bring together stakeholders involved in the different urban monitoring activities at the European level. About 20 people participated to the workshop.
- Paris (F), 30 Sept 08. **NTCCP Meeting** related to the European Territorial Agenda and First Action Plan. ESPON in involved in some action lines and actions by providing evidence and facts for the policy process. About 50 people participated to the event. (No slides)
- St. Petersburg (RU), 20-21 Oct 08. Conference “**Strategies of Russia 2020**”. The aim of the conference was to promote ESPON in the Russian context and to respond positively to the wish from Russia communicated via DG Regio as part of the Cooperation Agreement between the EU and Russia in the field of regional development. Around 500 participants attended the event.
- Paris (F), 28 Oct 08. **Meeting of general Directors** preparing for the Ministerial meeting in Marseille later in the French EU Presidency. Number of participants: about 50.
- Bucharest (RO), 28-29 Oct. 08. Conference: “**Competitiveness and Territorial Cohesion in South-Eastern and Eastern Europe**”. The aim of the conference was to understand the concept of “territorial cohesion” in order to see how it can become reality through means of territorial development strategies, common interest programmes and projects. The conference also marked the launch of the public consultation process, at national level, of the Strategic Concept for Territorial Development Romania 2030. Around 40 people attended the event.
- Brussels, 6 Nov 08. “**Sea-Bed Mapping for the European Maritime Policy**”. The aim of the event was to discuss the contribution of sea-bed mapping to important European policy initiatives (e.g. offshore energy development, fisheries management, shipping, environmental protection, spatial planning). The target was to bring high-level policy makers and key researchers together. Number of participants: about 40.
- Marseille (F), 26 Nov 08. **Ministerial meeting of ministers responsible for regional policy and territorial development**. Number of participants: about 70.
- Brussels (B), 2 Dec 08. European Parliament - REGI Committee “**Public Hearing EP on Territorial Cohesion**”. Number of participants: about 60.
- Brussels (B), 18 Dec 08. EESC, “**ECO section meeting**” aimed at presenting scenarios on the territorial future of Europe. Number of participants: about 60.

5.1.2 Targeted Activities and Actions

363 participants were counted in the 4 events organised in 2008 in the framework of the Communication Plan: the Launch Event in January (182 participants), the Q&A sessions for potential beneficiaries in February (32 participants), the Info Day and Partner Cafe` in September (108 participants) and the Financial Managers Seminar in October (42 participants).

ESPON 2013 Programme launch event

The Launch Event, which was the biggest one organised in 2008, took place in Brussels on 21 January; it was aimed at launching the first call for proposals and call for expression of interests and informing stakeholders about the Programme, its focus, and opportunities to apply for funding.

The target group were potential beneficiaries and interested stakeholders who wanted to learn more about the different opportunities for taking part in project activities. Detailed information on the ESPON 2013 Operational Programme, the opened calls, the conditions to access the funding and any other relevant information were provided. 182 participants were counted.



Q&A sessions for potential beneficiaries

Following the launch of the calls, the ESPON Coordination Unit organised on 26 February a Question & Answer session for potential applicants to the calls under the Programme's Priority 1, 2 and 3. 32 people participated to the event.

Info Day and Partner Cafe`

The second round of calls for proposals was presented in Brussels on 9 September 2008. Potential beneficiaries were invited to the event in order to learn more about the opportunities for taking part in ESPON project activities. More than 100 participants attended the event, amongst them policy makers, scientists, experts, representatives of European universities and officials at EU, national, regional and local level. The ESPON Info Day focused on the presentation of the three calls for proposals opened on 20 August 2008 and the conditions for taking part.

In addition to the ESPON Info Day, participants had the opportunity to network at the ESPON Partner Café, a forum for direct dialogue between potential project partners, enabling them to identify potential Transnational Project Groups, the consortia of partners that carry through ESPON projects.



Financial Managers Seminar

The ESPON CU organised on 3 October one seminar targeting the Lead Partners and Project Partners of the approved operations. The seminar allowed for an extensive clarification of the role of the Lead Partner in an ERDF funded operation. More than 30 people participated to the event, representing financial managers of Lead and Project Partners of 6 ESPON projects approved in the framework of the first call for proposals for Priority 1 and 3.

Promotional material

During 2008 work was underway to define the ESPON Corporate Identity and Lay-Out, a clear and consistent visual identity for the Programme. A Call for Tender was launched on 18 December 2008. In the meanwhile the followings materials were produced and disseminated during the annual events: Operational Programme Book, Applicants` Package, and Info Pack.

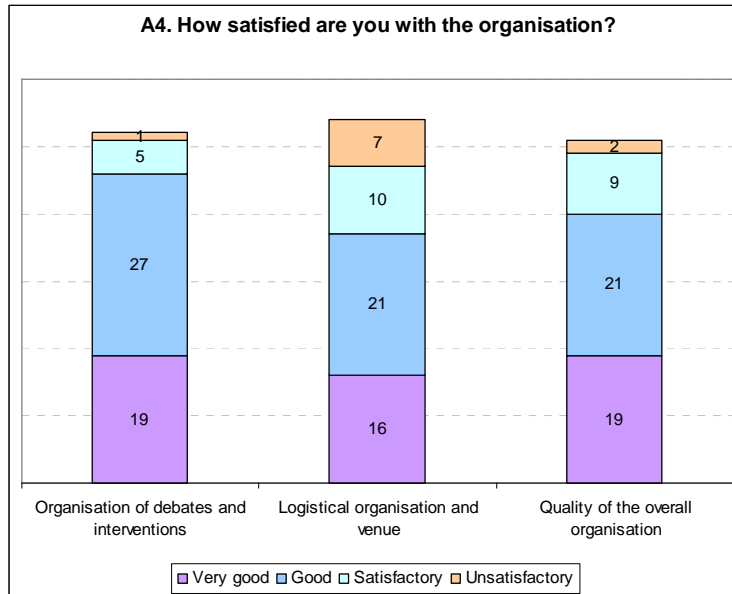
5.1.3 Evaluation of events

With the aim of (1) verifying whether or not the objectives set at the beginning of the action were achieved; (2) determining whether or not the organisation and the content of the action met the needs and expectations of the target; (3) facilitating learning from experience, thereby making it possible to adjust or modify future actions; (4) providing quantitative and qualitative information which can be used in reports, in newsletters or transmitted to the media as press releases, the ESPON CU monitored and evaluated the implementation of the Info Day and Partner Cafe` and the Financial Managers Seminar. The evaluation was based on brief questionnaire and the results showed a positive assessment of the events.

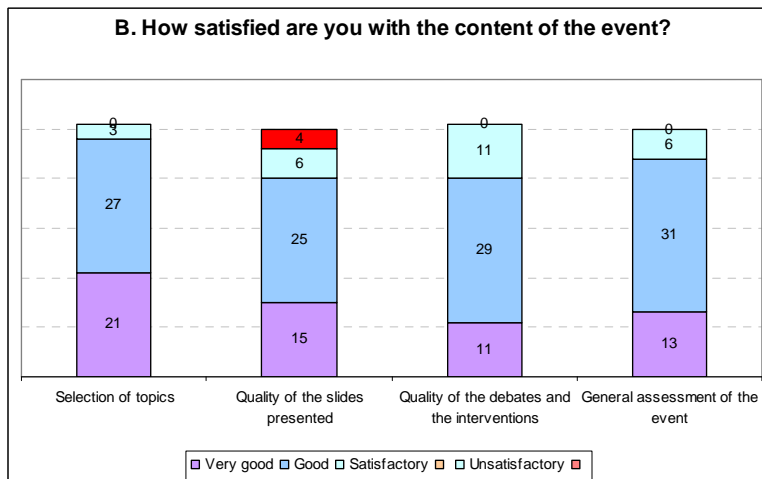
Info Day and Partner Cafe`

A total of 55 questionnaires were completed. The following are the salient points of the results:

- 65% of the respondents claimed that the online registration process is simple;
- 37% of the respondents had been informed about the event through the direct mailing, 35% through the ESPON Website, 13% the ESPON Contact Points, (other sources indicated: European Agenda, European Commission DG Regio - Inforegio website, European Commission Representations to Member States` websites);
- 87% claimed that the duration of the event was appropriate;
- there was good level of satisfaction with the organisation:



- and the content:

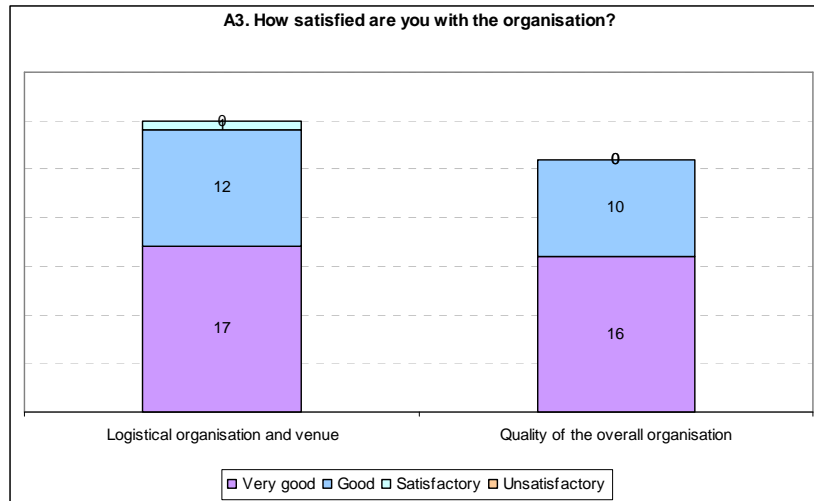


- Among the strong point given, the speakers and contents, the networking opportunities were mostly claimed. Among the weak point given, the majority of responded claimed problems with technical equipments.

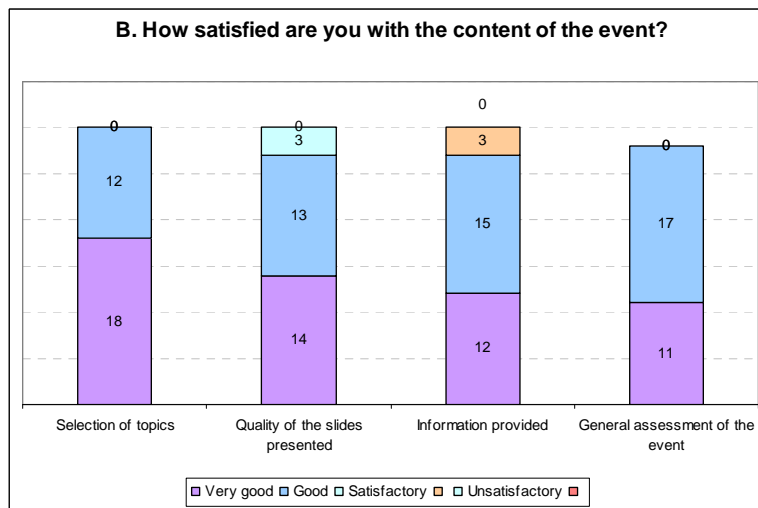
Financial Managers Seminar

A total of 30 questionnaires were completed. The following are the salient points of the results:

- 73% of the respondents claimed that the registration process is simple;
- 87% claimed that the duration of the event was appropriate;
- there was good level of satisfaction with the organisation:



- and the content:



- Among the strong point given, the speakers and contents, the organisation, the contents/topics and the networking opportunities were mostly claimed. Among the weak point given, the majority of responded claimed organisational problems (lack of coffee, no hand out of slides before seminar or at the seminar).