



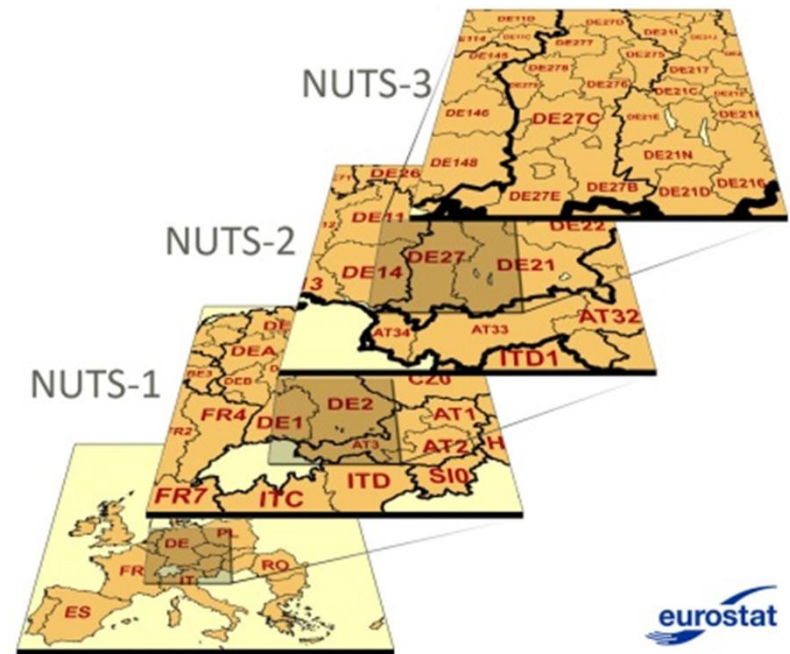
ESPON seminar

**Territory matters: Keeping Europe
and its regions competitive**

**Workshop E: TER CET, a European
regulation on statistical units and
territorial typologies**

NUTS (Nomenclature of territorial units for statistics)

- Establishes an official classification of territorial units for statistics since 2003...
- at three hierarchical levels based on population thresholds:
 - NUTS 1: 3 million – 7 million
 - NUTS 2: 800 000 – 3 million
 - NUTS 3: 150 000 – 800 000
 - + LAU 1, LAU 2
- mirrors largely the administrative structure of the Member States
- to ensure comparable data and to enable comparisons and targeted support



But can we do better?

- rural areas and regions might have different needs than urban ones
- coastal areas and regions have some specificities as well ('blue economy')
- metropolitan regions are said to be economic powerhouses, but have their own problems

Can we measure that?

=> Legislative proposal to include the most important territorial typologies into the NUTS

Territorial typologies at NUTS 3 level:

a) *Urban/rural typology*

- Predominantly urban regions
- Intermediate regions
- Predominantly rural regions

b) *Metropolitan typology*

- Metropolitan regions
- Non-metropolitan regions

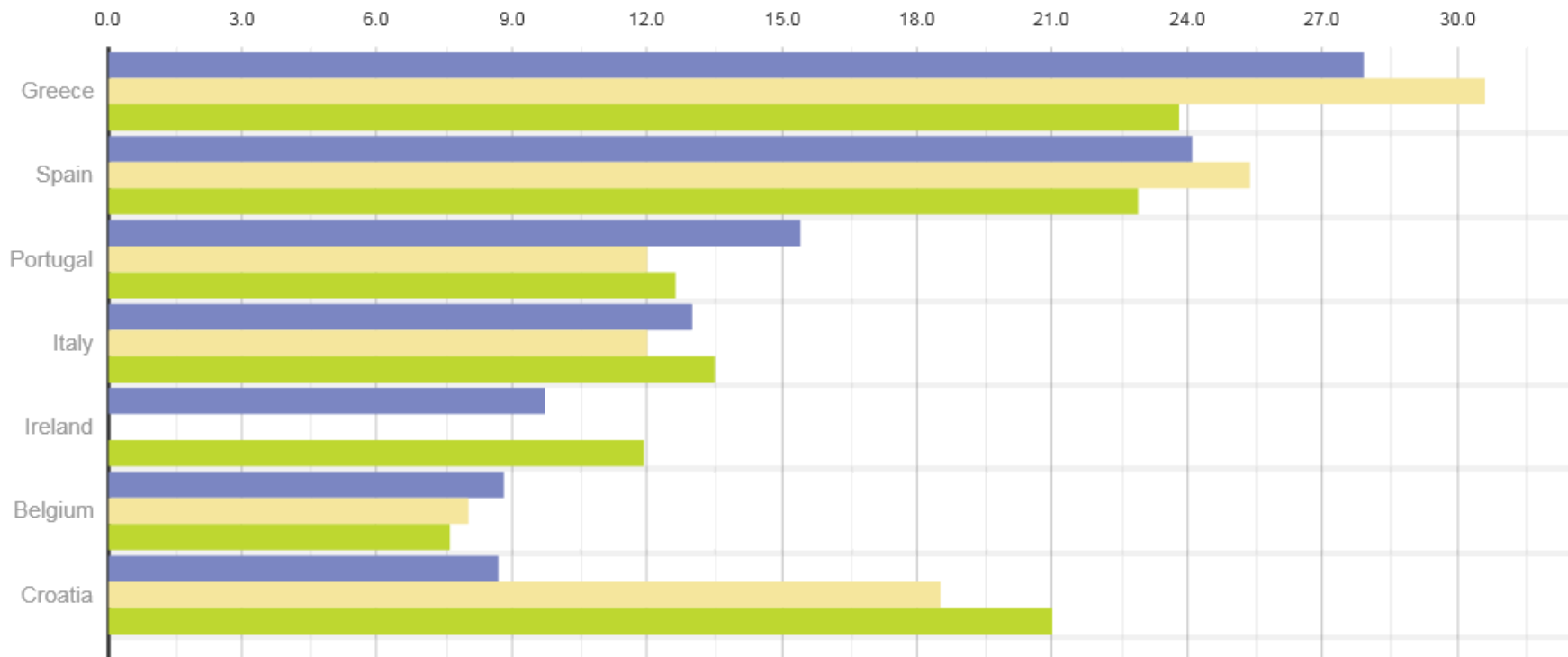
c) *Maritime typology*

- Coastal regions
- Non-coastal regions

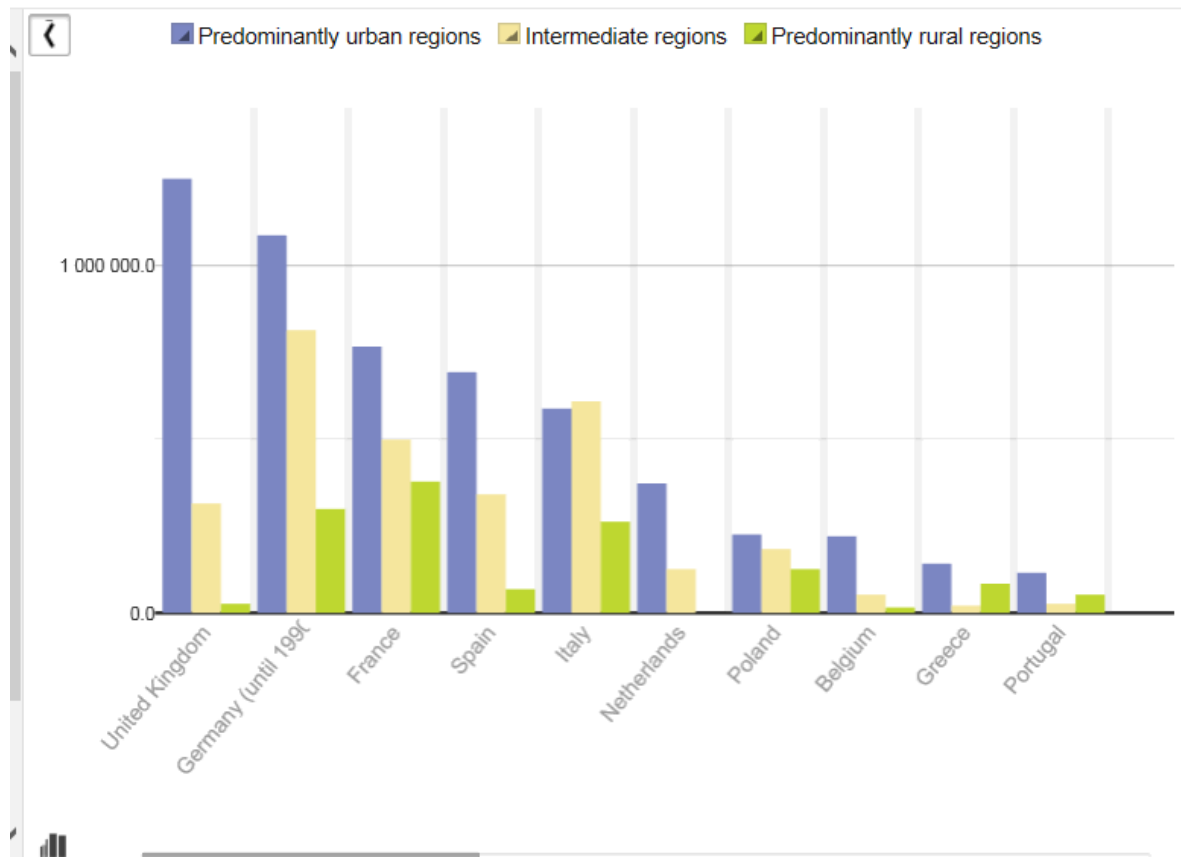
Urban/rural typology: unemployment rates

Unemployment rates (%) Employment rates (%)

15 years or over, Total, Predominantly urban regions
 15 years or over, Total, Intermediate regions
 15 years or over, Total, Predominantly rural regions



Urban/rural typology: GDP in PPS



Territorial typologies at LAU-level:

a) Degree of urbanisation (DEGURBA)

- Urban areas
 - 'Cities' or 'Densely populated areas'
 - 'Towns and suburbs' or 'Intermediate density areas'
- 'Rural areas' or 'Thinly populated areas'

b) Functional urban areas (FUA)

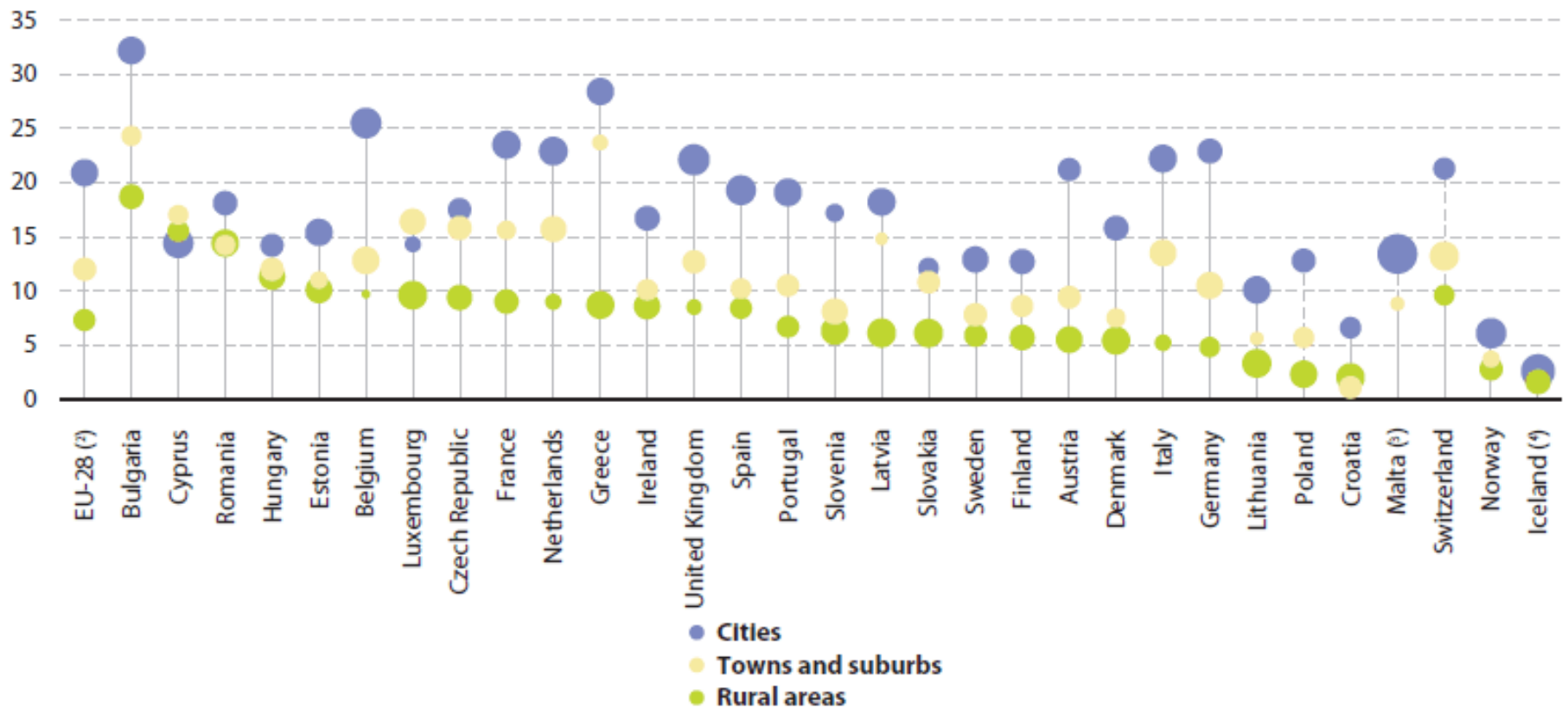
- Cities
- Commuting zones

c) Coastal areas

- Coastal areas
- Non-coastal areas

DEGURBA: Crime rate

Figure 14.11: People reporting crime, violence or vandalism in their area, by degree of urbanisation, 2013 ⁽¹⁾ (%)





Thank you for the attention!

More information/questions:

App My Region(s) in iTunes and Play Store

<http://ec.europa.eu/eurostat/web/nuts/overview>

ESTAT-NUTS@ec.europa.eu