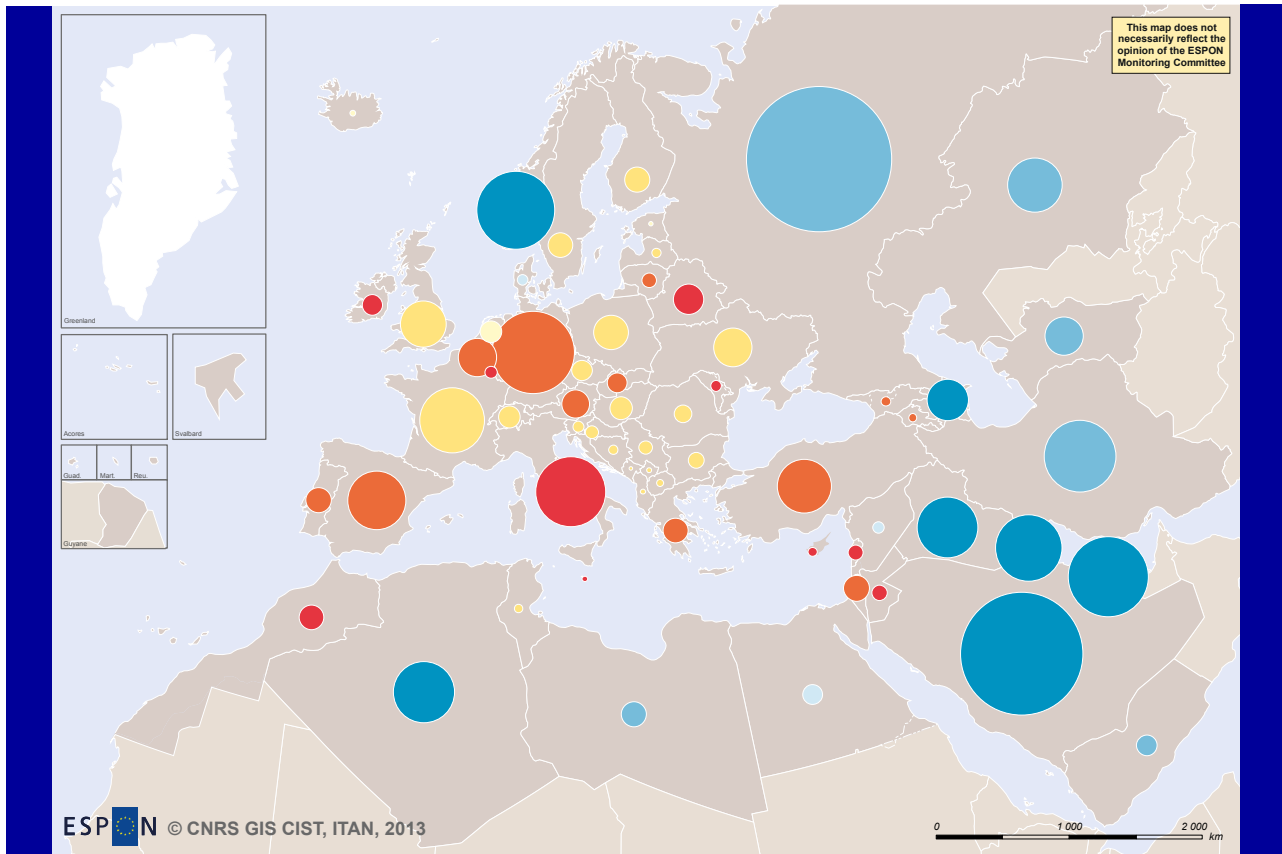



Net energy trades, 2011



EUROPEAN UNION
Part-financed by the European Regional Development Fund
INVESTING IN YOUR FUTURE

National level
Source: ITAN, CNRS GIS CIST.
Origin of data: Carbon Dioxide Information Analysis Center, Oak Ridge National Laboratory / WB online, 2013
© ESPON Database
© UMS RIATE for administrative boundaries
For some territories no clear international statement exists

Net energy trades* (kt of oil equivalent), 2011



*Net energy trades = Import - Export.
The results are represented in absolute values.


Energy exporting countries (% of energy use), 2011*



*Net energy trade / Energy use with:
Net energy trade = Import - Export
Energy use = Total energy consumption
A negative value indicates that the country has an energy surplus and is a net exporter.

Statistical data for Cyprus refer only to the areas under effective control of the Government of the Republic of Cyprus.

Energy importing countries (% of energy use), 2011*



□ No data