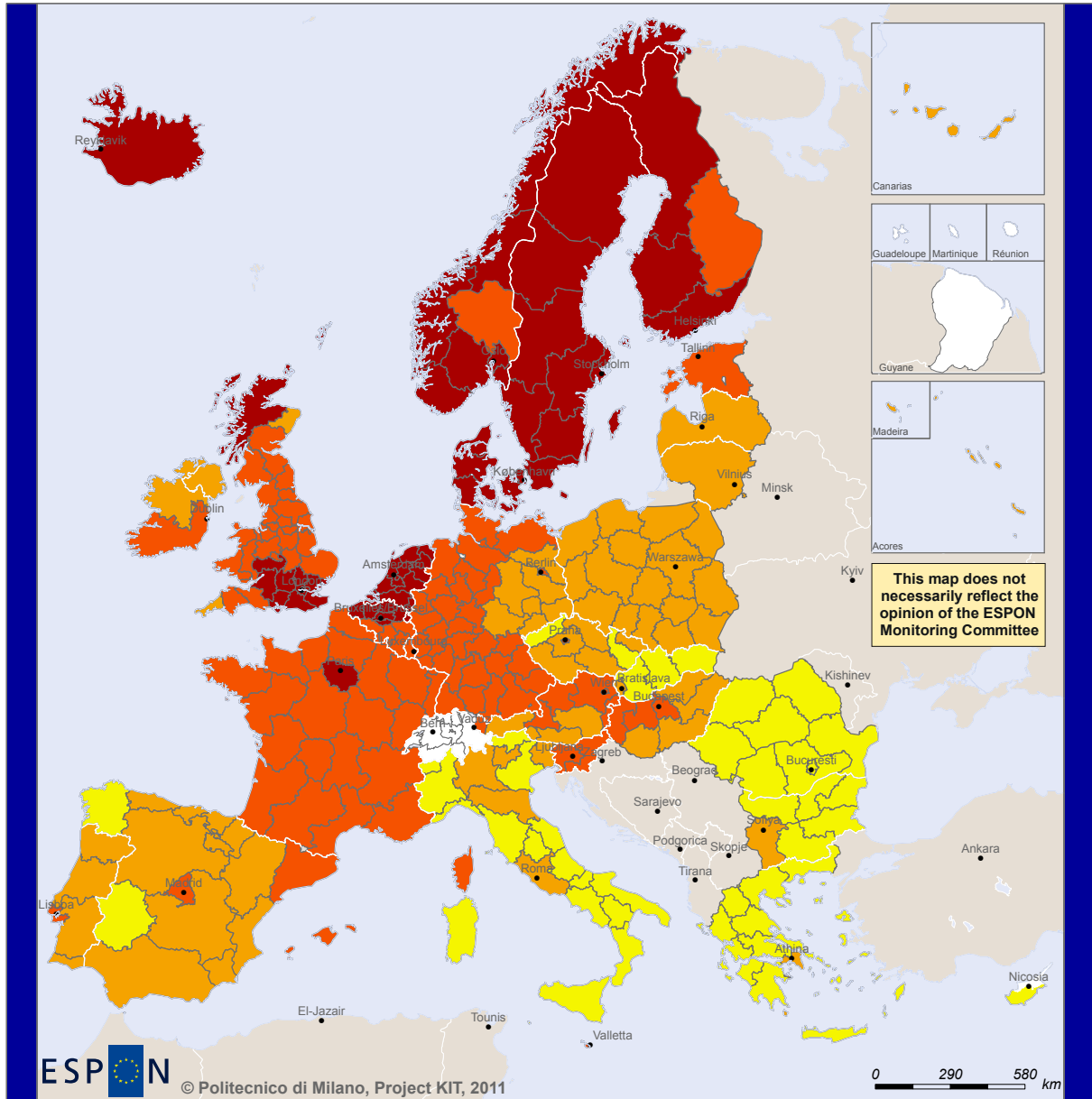







Map 6 Households using a high-speed Internet connection, average percentage over the years 2006 to 2009




 EUROPEAN UNION
 Part-financed by the European Regional Development Fund
 INVESTING IN YOUR FUTURE

Regional level: NUTS 2
 Source: Politecnico di Milano, 2011
 Origin of data: EUROSTAT ICT surveys, 2006-2009
 © EuroGeographics Association for administrative boundaries

Households using a high speed Internet connection
 Average percentage over the years 2006 to 2009

-  low (9.00 - 29.50)
-  moderate (29.50 - 45.25)
-  high (45.25 - 61.00)
-  very high (61.00 - 84.00)
-  no data