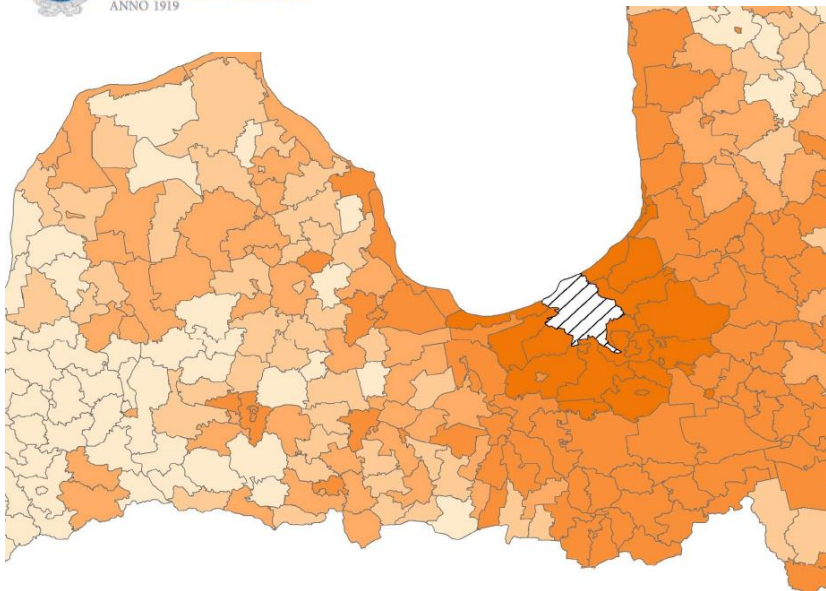
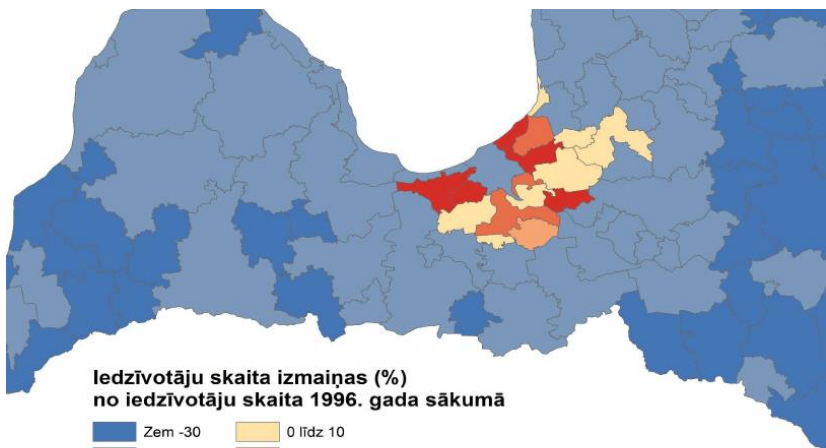


Metropolitan area governance

WG1



Darba svārstmigranti uz Rīgu (%)



**Iedzīvotāju skaita izmaiņas (%)
no iedzīvotāju skaita 1996. gada sākumā**



Rīga on a regional scale



LEGEND



Main issues

- ① Leadership in the design & definition
2. Political will
- ③ Hard vs. soft governance
(top-down / bottom-up)
4. Equality of partners - ?
Who are the stakeholders? who is the metro authority?
5. Delineation - criteria
- ⑥ Functions / competences
7. Finance
- ⑧ Relations with other governance levels & the rest of Latvia
- H Transferability

1. Leadership

✓ PR — plāns

✓ MP *uzraudzība īpašs ministrs* — top-down

? (✓ Rīga + Pārīga + PR)

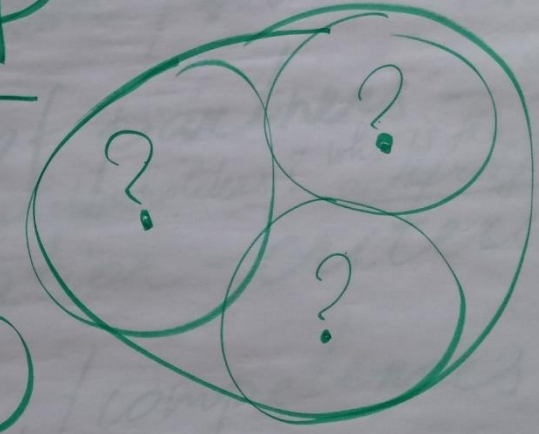
— semi-formal
sasaiste ar
Nutejo līmeni

Nac. līmenis:

①

Pl. — RMP

Pārū. mod. — ?



②

