



CCI 2007 CB 163 PO 022

ESPON 2013
**(The European Observation Network on
Territorial Development and Cohesion)**

Annual Report 2010

STRUCTURAL FUNDS 2007-2013
TERRITORIAL COOPERATION OBJECTIVE

Annual implementation report
(In accordance to article 67 of Council Regulation (EC) No 1083/2006)
Approved by the ESPON Monitoring Committee on 23 June 2011

Table of content

1. IDENTIFICATION	5
2. OVERVIEW OF THE IMPLEMENTATION OF THE OPERATIONAL PROGRAMME	6
2.1. ACHIEVEMENT AND ANALYSIS OF THE PROGRESS	6
2.1.1. <i>Information on the physical progress of the Operational Programme</i>	8
2.1.2. <i>Financial information</i>	10
2.1.3. <i>Information about the breakdown of use of the Funds</i>	11
2.1.4. <i>Assistance by target groups</i>	14
2.1.5. <i>Assistance repaid or re-used</i>	14
2.1.6. <i>Qualitative analysis</i>	14
2.2. INFORMATION ABOUT COMPLIANCE WITH COMMUNITY LAW	14
2.3. SIGNIFICANT PROBLEMS ENCOUNTERED AND MEASURES TAKEN TO OVERCOME THEM	14
2.4. CHANGES IN THE CONTEXT OF THE OPERATIONAL PROGRAMME IMPLEMENTATION.....	16
2.5. SUBSTANTIAL MODIFICATION UNDER ARTICLE 57 OF REGULATION (EC) No 1083/2006.....	16
2.6. COMPLEMENTARITY WITH OTHER INSTRUMENTS.....	16
2.7. MONITORING ARRANGEMENTS	16
2.7.1. <i>Monitoring of programme implementation</i>	16
2.7.2. <i>Monitoring of project implementation from a content point of view</i>	17
2.7.3. <i>Monitoring of projects financial implementation, including the TA</i>	20
2.8. NATIONAL PERFORMANCE RESERVE.....	21
3. IMPLEMENTATION BY PRIORITY	22
3.1. PRIORITY 1	22
3.1.1. <i>Achievement of targets and analysis of the progress</i>	22
Information on the physical and financial progress of the priority	22
Qualitative analysis.....	31
3.1.2. <i>Significant problems encountered and measures taken to overcome them</i>	32
3.2. PRIORITY 2.....	32
3.2.1. <i>Achievement of targets and analysis of the progress</i>	32
Information on the physical and financial progress of the priority.....	32
Qualitative analysis.....	44
3.2.2. <i>Significant problems encountered and measures taken to overcome them</i>	44
3.3. PRIORITY 3.....	44
3.3.1. <i>Achievement of targets and analysis of the progress</i>	44
Information on the physical and financial progress of the priority.....	44
Qualitative analysis.....	50
3.3.2. <i>Significant problems encountered and measures taken to overcome them</i>	50
3.4. PRIORITY 4.....	50
3.4.1. <i>Achievement of targets and analysis of the progress</i>	50
Information on the physical and financial progress of the priority.....	50
Qualitative analysis.....	64
3.4.2. <i>Significant problems encountered and measures taken to overcome them</i>	65
4. TECHNICAL ASSISTANCE.....	66
4.1 FINANCIAL IMPLEMENTATION OF CERTIFIED TA.....	69
4.2 FINANCIAL IMPLEMENTATION OF NOT YET CERTIFIED TA	70
5. INFORMATION AND PUBLICITY	73
5.1. PUBLICITY AND COMMUNICATIONS ACTIVITY UNDERTAKEN TO DECEMBER 2010	73
5.1.1. <i>Information tools</i>	74
Programme Manual and Applicants' package.....	74
Official Journal EU	74
Programme Managing Support System	74
Programme Bodies	74
5.1.2. <i>Communication tools</i>	75
Corporate Identity	75
Publications supporting the Communication Action Plan 2010	75

ESPON Newsletter.....	75
ESPON Website.....	79
ESPON Intranet.....	80
Media.....	80
Social media.....	82
5.1.3. Targeted activities and actions/Events.....	83
Technical Meetings with FLC in FR and UK.....	83
Financial Managers Seminars and Seminar for 1st Level Financial Controller.....	84
Two Annual Events 2010 - Info Days and Partner Café including a Q&A session.....	85
Info Day on New Calls and Partner Café in Brussels, 18 May 2010.....	85
Info Day on New Calls and Partner Café in Brussels, 8 September 2010.....	85
Participation in external events.....	86
Flying the EU flag.....	87
List of beneficiaries.....	87
Promotional Material.....	87
5.2. ASSESSING THE RESULTS OF THE INFORMATION AND PUBLICITY MEASURES IN TERMS OF VISIBILITY AND AWARENESS OF THE ESPON 2013 OPERATIONAL PROGRAMME AND OF THE ROLE PLAYED BY THE COMMUNITY.....	88
5.2.1. Evaluation.....	88
5.2.2. External Evaluation.....	90
Introduction.....	90
Flash Survey on Communications.....	90
Knowledge of the ESPON Programme/Awareness.....	91
The ESPON Website.....	93
ESPON Events/Publications.....	94

Abbreviations

AA:	Audit Authority
CA:	Certifying Authority
CC:	Concertation Committee
CU:	Coordination Unit
EC:	European Commission
ECP:	ESPON Contact Point
EoI:	Expression of Interest
ERDF:	European Regional Development Fund
EU:	European Union
GoA:	Group of Auditors
KSS:	Knowledge Support System
LP:	Lead Partner
MA:	Managing Authority
MC:	Monitoring Committee
PMSS:	Programme Monitoring Support System
SB:	Sounding Board
TA:	Technical Assistance
TNA:	Transnational Networking Activity
TPG:	Transnational Project Group

1. Identification

OPERATIONAL PROGRAMME	Objective concerned: European Territorial Cooperation
	Eligible area concerned: EU 27
	Programming period: 2007-2013
	Programme number (CCI No): CCI 2007 CB 163 PO 022
	Programme title: ESPON 2013 (European observation network on territorial development and cohesion)
ANNUAL IMPLEMENTATION REPORT	Reporting year: 2010
	Date of approval of the annual report by the monitoring committee: 23 June 2011

2. Overview of the implementation of the Operational Programme

2.1. Achievement and analysis of the progress

The ESPON Programme represents today a landmark in applied research and analyses of territorial development dynamics in Europe. Universities, research organisations and consultancies have been broadly participating in studies carried out under this programme and contributed to provide a link between research and policy making. The implementation of the ESPON 2013 Programme is progressing as more and more projects and reports become available, which supports better understanding on territorial structures, trends, perspectives and policy impacts, seen from a European perspective.

The process of ensuring the proper set up of formalities necessary for all 31 countries involved, as required by Structural Funds Regulations and the ESPON Agreement, was causing some delay in the beginning of 2009. As the entire implementation system was in place, 2010 was a year in which a large number of new projects started adding up to the already running projects. During this year the ESPON 2013 Programme had 15 Applied Research projects under implementation together with 8 Targeted Analyses, 3 major projects under the Scientific Platform plus a number of smaller projects on tools and update of data and maps as well as 2 Transnational Networking Activities. With the latter an important new type of action started.

The Work Programme 2010 for the implementation of the 5 Programme Priorities within the ESPON 2013 Programme has been set-up in close collaboration with the Monitoring Committee (MC) and the Concertation Committee (CC). In particular, the committees were behind the selected themes and project specifications for the 3 calls implemented in 2010 covering Expression of Interest (EoI) for the Knowledge Support System (KSS), Applied Research, Targeted Analyses, the Scientific Platform and Transnational Networking Activities by the ECP Network.

Besides the implementation of new projects the first final results of 3 Applied Research and 4 Targeted Analyses projects became available during 2010. This accelerated the capitalisation under the Programme. In terms of communication and capitalisation of results a substantial number of actions towards potential beneficiaries of the programme was implemented as for example the publication of the first ESPON Synthesis Report or the Territorial Observation no. 3. Additional activities and events created increased awareness of European territorial dynamics and subsequent interest of stakeholders in using ESPON results in practice.

The implementation of the programme during 2010 related as closely as possible to the policy development process related to territorial cohesion and the future of European Union (EU) Cohesion Policy. In this context, a major challenge ahead was to provide operational support to the policy process with territorial facts and evidence. The ESPON 2013 Programme in 2010 has delivered solid and profound knowledge on European territorial structures, trends, perspectives and policy impacts.

The 2010 audit of operations and the previous 2009 system audits were concluded positively. It was agreed that the necessary elements and procedures set up comply with the rules and expectations and provide a sufficient framework of procedures for the implementation of the Programme. In 2010, the yearly audit of operations covered 2 types of expenditures, one project and Technical Assistance expenses. Taking into account the audit results revealing a proper functioning and low risk of the ESPON 2013 Programme procedural framework, the external auditor indicated that the

management and control system of the ESPON programme remains at highest level of confidence.

According to the Management and Control System Description, the MA/CU and the CA implemented in 2010 the so-called “quality checks” on the ongoing projects. Quality checks for the First Level Control Systems have been discussed prepared in 2010 in collaboration with Member and Partner States; they will be implemented in 2011.

External Evaluation of the ESPON 2013 Programme has been performed by the end of 2010 and has been finished in first half of 2011. Results of this external evaluation have confirmed the ones of the Internal Evaluation done by the MA/CU. Bases on work performed such as desk research, surveys and contacts with beneficiaries, stakeholders, managing bodies and ESPON Member State representatives, recommendations have been drafted by the evaluator in first half year 2011 and will be implemented throughout the year.

Before this background four major objectives have been pursuit during the implementation of the ESPON 2013 Programme in 2010:

(1) The continuation in projects start, implementation, development and closure including the starting up of a large number of new projects as well as the management and closure of a number of ongoing projects. During first half of 2010 a screening for research themes was implemented resulting in the preparation process on new themes for applied research projects in autumn 2010 focusing for launch in 2011.

(2) The enhancement of the Scientific Tool developments and analytical support. In this respect the further consolidation of the ESPON 2013 Database was an important priority in 2010 including regular updates and dissemination activities via the ESPON Website as well as the specification of the continuation of the database development. The development of further tools was driven forth and it was possible to analyse territorial trends through updates of existing data and maps.

(3) Capitalisation and Communication activities were strengthened as the first final results from project under the ESPON 2013 Programme became available, both in terms of events and the publishing of ESPON reports and promotion material. On the events, an Open Seminar and several ESPON Workshops were organised. The production of ESPON reports and material promoting the ESPON 2013 Programme and its results accelerated. Different material in support of communication activities, such as project overview was elaborated. The Communication towards potential beneficiaries continued in 2010 based on the original Communication Plan for the ESPON 2013 Programme.

(4) Consolidation of the management, audit and ongoing evaluation. The management of the calls for proposals and expressions of interest, the results of the calls, the follow-up of the simplification of procedures, the first audit of operations and quality checks of operations were major tasks in 2010. An additional major task was the ongoing monitoring of the approved projects which includes not only the assessment and process of the projects’ reimbursement claims but as well the needed ongoing guidance and control of the implementation of the rules by the contracted Lead Partners. In relation to the audit work, the CU provided support to the AA during the entire audit of operations process and as well for the organisation of the Group of Auditors that took place during the second half of November 2010. The ongoing evaluation of the ESPON 2013 Programme continued on the basis of plan in the Programme Manual and the Monitoring Scoreboard developed. A call for tender for the external evaluation was implemented in summer 2010 that resulted in contracting the external evaluator in

October 2010. The External Evaluation was performed end of 2010 – 1st half year of 2011.

The experience of 2009 showed that particular attention needed to be given to the correct and timely functioning of the first level financial control system in the different Member and Partner States. This was a crucial task in 2010 in order to avoid any risk of de-commitment which might arise not from a low level of programme financial commitment, but also from delayed project reporting and insufficient quality of the certification according to first level financial control accompanying the projects claims.

2.1.1. Information on the physical progress of the Operational Programme

A considerable amount of projects selected under call 091 that closed on 11th November 2009 was contracted in the beginning of 2010. On 3rd May 2010 the 5th ESPON call 101 opened, including calls for proposal for 2 themes of Applied Research, 8 calls for proposal for Targeted Analyses and also a call for Transnational Networking Activities under Priority 4. The call 102 that opened on 24th August 2010 covered 2 Targeted Analyses projects and 1 project on the Scientific Platform. The amount of submitted applications for both calls indicates a positive trend which can be traced back to efforts implemented within the communication activities. Even though for some projects just one proposal has been received there were various themes that attracted a substantial amount of applications, indicating the interest from scientists and experts.

The calls for proposals were presented during two ESPON Info Days which took place in Brussels on 18 May and 8 September 2010. More than 200 participants from 172 different institutions and 22 countries attended the first event. The second event was attended by more than 100 participants from 84 different institutions and 16 countries, among them policy makers, scientists, experts, representatives of universities, research institutes and companies around Europe.

In total 25 applications have been received for call 101 of which just three proposal had to be declared ineligible. Behind these applications were 144 partners. This transnational cooperation is one of the hallmarks of the ESPON 2013 Programme and the results of the open calls are a concrete example of the growing acknowledgement of a European perspective upon territorial development and cohesion. For the second call in this year 5 proposals have been received presenting 27 institutions. All received proposals were eligible.

Additional information on these calls is provided in the specific sections related to each of the programme priorities, in particular priorities 1 to 4.

In relation to the capitalisation of programme results, the open ESPON Seminar took place in Madrid - Alcalá de Henares on 9 and 10 June 2010. It was organised in cooperation with the Spanish Presidency of the EU. Over 200 participants from European Institutions, national governments, research institutions and universities attended the seminar. The Seminar addressed the use of ESPON results in policy-making in support of competitiveness and cohesion of territories. Its purpose was three-fold (1) to nourish the necessary discussion and understanding of the territorial dimension of the Europe 2020 Strategy, (2) to demonstrate the added value and suggest practical use of European wide ESPON knowledge in policy making, particular at regional level and (3) to discuss best practices and room for improvements in disseminating and communicating ESPON project results to policy makers ranging from local/regional level to European level. The number of participants in all events

continued in 2010 an up-going trend. Especially the European seminars and workshops received a high number of visitors.

Several e-newsletters and press releases were published but also the amount of more extensive publication increased, indicating a good track to achieve the previewed target of the OP. The website hits increased again in the 2nd half of 2010. This positive trend was supported by the new ESPON website, the call launched in May 2010 as well as the recent involvement in the social media tools Twitter and LinkedIn.

From a more programme management point of view, the first audits of operation were performed between March and June 2010 in accordance with the audit strategy approved on September 2008. The aim of these audits of operation was to assess the efficiency of the management and control system.

The external auditor presented at the Group of Auditors meeting in November 2010, firstly the results of the system audits after June 2010 indicating that all findings were closed during the contradictory procedures as no follow up procedure was necessary and secondly the audit of operations undertaken in 2010. Sampling had been performed by the AA early 2010 selecting a random sampling and a complementary sampling to cover all types of expenditures (project and Technical Assistance expenditures) for the first year of audit of operation. The random sample included TA expenditures while the complementary sample included expenditure declared by one operation (Lead Partner located in Spain and Project Partner Located in Sweden). In the case of the complementary sample all finding were solved during the contradictory procedure.

Sampling for the second year audit of operation has already discussed during the GoA meeting and approved. The AA has also submitted on the basis of the results of system audits and audits of operations, the annual control report and the corresponding opinion approved by the GoA members to the EC before 31 December 2010.

As regards the results of the External Evaluation which was mainly implemented in 2010, the evaluators expressed their opinions on activity across all five Priority areas by stating that activities are generally being delivered in an effective and efficient manner. Thirteen recommendations have been proposed by the external evaluators. The MC will address these recommendations and take the relevant decisions at the meeting on 23/24 June 2011 in Budapest.

Besides the successful implementation of calls, publications and events it needs to be highlighted that additional efforts need to be undertaken with regard to the spending of the allocated budget. This is valid for all priorities. In 2010 additional project expenses were paid by the Certifying Authority for operations under priority 1 and 2, these expenditure was certified by 02.11.2010 towards the EC. The payment of expenditure is picking up pace due to the rising number of submitted progress reports. All together 19 new progress reports were submitted in 2010.

However, 2010 was in many ways an important year for the ESPON 2013 Programme especially with regard to first final results that were delivered by the ongoing projects under Priority 1 and 2 and the following capitalisation actions.

No quantifiable indicators have been mentioned at programme level in the Operational Programme. Quantifiable indicators have only been defined at priority levels which are presented in details under Chapter 3.

2.1.2. Financial information

In the course of 2010 altogether 25 Project Progress Reports requesting reimbursements were submitted by the Lead Partners. Following the assessment and the quality control on first level control undertaken by the ESPON CU, two progress reports were considered as not receivable by the ESPON CU and have been sent back for correction and completion due to insufficient quality, errors in completing the forms or non compliance with reporting requirements. In total 17 progress reports of the twenty-five submitted by LPs could be accepted and processed towards the Certifying Authority (CA) for recommending for payment. To the rest of the reports submitted by the Lead Partners the ESPON CU requested clarifications and corrections that have not been completed in the year of 2010.

Nonetheless, the amounts reported by the beneficiaries as well as accepted by the ESPON CA are detailed in the table below.

It needs to be underlined that by the end of 2010 a total of € 35.691.958,29 were committed representing 78,7% of the total programme resources for the period 2007-2013.

Priority axes by source of funding (EUR) in 2010

	Expenditure paid out by the beneficiaries included in payment claims sent to the managing authority	Corresponding public contribution	Private Expenditure*	Expenditure paid by the body responsible for making payments to the beneficiaries	Total payments received from the Commission
Priority Axis 1 – Applied Research					
ERDF type expenditure	1,340,108.59 €	1,340,108.59 €	0.00 €	1,325,114.39 €	1,192,602.96 €
Priority Axis 2 – Targeted Analysis					
ERDF type expenditure	459,425.73 €	459,425.73 €	0.00 €	399,323.11 €	319,458.48 €
Priority Axis 3 – Scientific Platform					
ERDF type expenditure	109,547.63 €	109,547.63 €	0.00 €	109,321.38 €	92,923.17 €
Priority Axis 4 – Capitalization					
ERDF type expenditure	92,132.00 €	92,132.00 €	0.00 €	0.00 €	0.00 €
Priority Axis 5 – TA, Analytical Support, Communication					
ERDF type expenditure	681,825.14 €	681,825.14 €	0.00 €	681,825.14 €	163,667.58 €
Grand Total	2,683,039.09 €	2,683,039.09 €	0.00 €	2,515,584.02 €	1,768,652.19 €
Total in transitional regions in the grand total	0.00 €	0.00 €	0.00 €	0.00 €	0.00 €
Total in non-transitional regions in the grand total	0.00 €	0.00 €	0.00 €	0.00 €	0.00 €
ESF type expenditure in the grand total where the Operational Programme is co-financed by the ERDF	0.00 €	0.00 €	0.00 €	0.00 €	0.00 €
ERDF type expenditure in the grand total where the Operational Programme is co-financed by the ESF	0.00 €	0.00 €	0.00 €	0.00 €	0.00 €

* Only applicable for operational programmes expressed in total cost.

2.1.3. Information about the breakdown of use of the Funds

The table below presents financial information about the certified ERDF expenditure by the end of 2010.

Combination of codes of dimensions 1 to 5 only ERDF for the whole programming period					
Code * Dimension 1 Priority theme	Code * Dimension 2 Form of finance	Code * Dimension 3 Territory	Code * Dimension 4 Economic activity	Code * Dimension 5 Location	Amount **
Code 81 Mechanisms for improving good policy and programme design, monitoring and evaluation					1.833.655,50€
Code 85 Preparation, implementation, monitoring and inspection					457.231,94 €
Code 86 Evaluation and studies; information and communication					40.500,45 €
Sub-Total					2.331.387,89 €
	Code 01 Non-repayable aid				2.331.387,89 €
Sub-Total					2.331.387,89 €
		Code 00 Not applicable			2.331.387,89 €
Sub-Total					2.331.387,89 €
			Code 00 Not applicable		2.331.387,89 €
Sub-Total					2.331.387,89 €

	EU	2.331.387,89 €
Sub-Total		2.331.387,89 €
Total		2.331.387,89 €

* the categories should be coded for each dimension using the standard classification

** allocated amount of the Community contribution for each combination of categories

The table below presents the financial information about allocated ERDF expenditure for operations selected until the end of 2010. The figures display the ERDF share of the total budget of contracted project not considering the payment forecast of these projects for a specific year.

Combination of codes of dimensions 1 to 5 only ERDF for the whole programming period					
Code * Dimension 1 Priority theme	Code * Dimension 2 Form of finance	Code * Dimension 3 Territory	Code * Dimension 4 Economic activity	Code * Dimension 5 Location	Amount **
Code 81 Mechanisms for improving good policy and programme design, monitoring and evaluation					22.947.536,55 €
Code 85 Preparation, implementation, monitoring and inspection					604.993,34 €
Code 86 Evaluation and studies; information and communication					53.275,53 €
Sub-Total					23.605.805,42€
	Code 01 Non-repayable aid				23.605.805,42€
Sub-Total					23.605.805,42€

	Code 00 Not applicable	23.605.805,42€
Sub-Total		23.605.805,42€
	Code 00 Not applicable	23.605.805,42€
Sub-Total		23.605.805,42€
	EU	23.605.805,42€
Sub-Total		23.605.805,42€
Total		23.605.805,42€

* the categories should be coded for each dimension using the standard classification

** allocated amount of the Community contribution for each combination of categories

2.1.4. Assistance by target groups

Not applicable.

2.1.5. Assistance repaid or re-used

There was no need for any financial corrections at this stage of the Programme implementation.

2.1.6. Qualitative analysis

From a programme management point of view, during 2010 the efforts were concentrated on ensuring a sufficient speed in the implementation of the different programme priorities in order to avoid any risk of de-commitment and to forward the dissemination activities.

Overall the programme implementation seems to be on a good track with a good development especially with respect to the project implementation, communication and capitalisation measures. The absorption of funds from the operation side increased, additional efforts though are still required concerning the spending and certification of cost for MA-led projects. The close cooperation with other networking programmes (Interact, Urbact, Interreg IV C) continued in order to support the very demanding task in meeting formalities in relation to the requirements of Structural Funds Regulations. This cooperation will continue in 2011 and be further consolidated throughout the programme implementation.

In general, the calls launched for proposals in 2010 under Priority 1-4 can be considered successful. For all projects that were included in the calls a sufficient number of proposals have been received, indicating a vivid interest from the scientific community. In fact, as indicated above in chapter 2.1.1, the response on the two calls of 2010 reveals a positive trend in the sense that a substantial amount of proposals were submitted for several project themes. Also the quality of the scientific proposals received was generally good.

Overall the results obtained in the activities implemented for the MA-led projects were considered of good quality. However, the required public procurement procedures have resulted in that a number of projects have been delayed and not implemented as planned. The development of a strategic and long-term framework for the MA-led projects that was approved by the MC during 2010 is expected to ensure smoother and more efficient procedures.

2.2. Information about compliance with Community law

There were no problems encountered relating to the compliance with Community law in the implementation of the Operational Programme.

2.3. Significant problems encountered and measures taken to overcome them

The significant delays from the side of the beneficiaries in submitting financial reports are still considered as a major problem in the financial implementation of the ESPON 2013 Programme. According to the programme procedures, ESPON projects have to submit progress reports according to a tailor made calendar defined in the subsidy contract, which takes into account the starting dates of the projects and the time needed for the certification of the expenditures by the 1st level financial controller. The delays are partly related to problems inside the project partnership due to the high number of

partnership in some cases, and as experienced, the certification procedure in some countries cannot be undertaken within the given deadlines.

Even though the programme has faced delays with the submission of the progress reports from LPs in the course of 2010, it needs to be highlighted that the quality of the reports improved in comparison to previous years. Out of the 25 Progress Reports submitted, only 2 were declared not receivable and 17 progress reports submitted by LPs could be accepted and processed towards the Certifying Authority (CA) for recommending for payment.

However, considering the low amount declared to the Commission, the de-commitment situation for the following years, and in particular for 2012, represents a serious challenge considering that the level of expenditure to be certified is extremely high in relation to the rhythm of absorption and reporting of the projects that hitherto has been experienced. The MA and the ESPON CU have therefore taken a proactive approach and beside of being active by providing information, additional guidance not only to LPs but also directly to Project Partners and to the national and designated 1st level Financial Controller, a road map for avoiding fund de-commitment has also been approved by the ESPON Monitoring Committee.

The road map includes a series of actions requiring the support and direct involvement of Monitoring Committee members and as well of Central Approbation Bodies and National Financial Controllers of Member and Partner states. In particular the Monitoring Committee members were expected to play an important role in avoiding de-commitment of funds within the ESPON 2013 Programme by paying particular attention to relevant national bodies with the objective of sensibilising all relevant actors in the process.

Beside the road map the ESPON CU continued to invest more resources in order to ensure that impeccable financial reports are forwarded on time to the CA for processing. A pre-check of the reporting documents before they are submitted by the LP to the First Level Controller has been as well offered to beneficiaries. Member and Partner States have been requested to improve and speed up the certification process in their respective countries and two financial managers seminars involving all beneficiaries have been organised during 2010.

The audits of operations carried out in 2010 in accordance with the audit strategy of the OP, have been presented by the external auditor at the Group of Auditors meeting in November 2010. All findings were closed during the contradictory procedures as no follow up procedure was necessary. The audit of operations undertaken in 2010 covered 2 types of expenditures, project and Technical Assistance (hereinafter TA) and presented no findings at the end of the feedback period. Taking into account the audit results, the external auditor indicated that the management and control system remain at highest level of confidence.

The increasing number of approved projects requires also more resources from the ESPON CU and a very intensive effort was needed in order to complete the contractual procedures between the Lead Partners and the Managing Authority. However, no significant problems with regard to Priority 1, 2, 3 and 4 have been encountered, due to the high number of approved projects in the course of 2010. Internal problems within the partnership resulted in a request for replacement of the initially contracted partners in projects. The organisation of these request are ongoing and will be presented for decision to the Monitoring Committee in 2011.

With regard to Priority 3 and 4 the process of running public procurements for MA led projects are still extremely time consuming due to the administrative documentation and organisation of evaluation sessions and procedures. This situation continuously delaying the starting of some actions, and obliged to reschedule some of the MA led projects.

In addition it was encountered that the nomination period of ECP institutions by the MC are in some countries shorter than the implementation period of the ECP transnational networking activities in which the ECP Institutions are involved. The ESPON CU had to send out reminders to some MC members in that respect in order to ensure a smooth implementation of the concerned activities.

2.4. Changes in the context of the operational programme implementation

There were no changes stemming directly from the assistance of the Operational Programme that would have a direct impact on the programme's implementation.

2.5. Substantial modification under Article 57 of Regulation (EC) No 1083/2006

There were no cases where substantial modifications under Article 57 of Regulation (EC) No 1083/2006 were needed.

2.6. Complementarity with other instruments

The ESPON 2013 Programme has no arrangements with other instruments.

2.7. Monitoring arrangements

During 2010, the monitoring and evaluation measures taken by the Programme has focused on the implementation of several elements.

2.7.1. Monitoring of programme implementation

According to Article 58. (c) of Regulation (EC) 1083/2006, the Programme shall ensure a reliable accounting, monitoring and financial reporting system in computerised form. The monitoring and financial reporting system "Programme Monitoring Support System" (PMSS) collecting data on implementation necessary for financial management, monitoring, verifications, audit and evaluation has continuously been further developed during 2010. The structure of the PMSS has been set up following the requirements set by Article 60 (c) of Regulation (EC) 1083/2006 and Annex III of Regulation (EC) 1828/2006.

The ESPON 2013 has decided to implement the same system used by other INTERREG programme also in the previous programming period. The system became fully operational in June 2009. Information related to the implementation of the ESPON Programme is continuously stored in the system. All programme bodies and as well First Level Financial Controller of centralised systems and representatives of Central Approval Bodies in decentralized system as well as the Group of Auditors members have received access to the system¹.

¹ Different access rights have been defined for security reasons. One access code is foreseen per country and the Central Approval Bodies can allow, if needed, access to the decentralized approved First Level Controllers by forwarding the Login and Password under their own responsibility.

In December 2009 the ESPON MC took note of the “Ongoing Evaluation – Internal status Nr. 1” prepared by the ESPON CU. In accordance with the ESPON Programme Manual, this ongoing internal evaluation measures the level of accomplishment obtained and the trends in achievements in accordance to the expectations set up for the programme. The internal evaluation is foreseen every 6 months and shall provide the necessary information to judge whether stimulating interventions are necessary to meet the outputs and results, to ensure a higher/lower financial absorption and/or to stimulate an up-going trend in the capitalisation activities. Accordingly the “Ongoing Evaluation – Internal status Nr. 2” was presented at the ESPON MC meeting on 7-8 June 2010, including the scoreboard and background table of indicators from the Operational Programme.

The external evaluation of the ESPON Programme was implemented end of 2010, at a stage when the programme activities have reached a certain level of maturity and at a point when it is still possible to implement quality improvements. Within this evaluation the guiding principles for the external evaluation were conducted by external experts that were selected via an open call for tender.

2.7.2. Monitoring of project implementation from a content point of view

The monitoring of projects’ proper development and progress is mainly being ensured by the provision of written feedbacks to project reports in the form of CU responses. Whenever a project report is received by the CU, the following steps are being taken:

- The CU project expert in charge transmits the Priority 1 and 2 as well as Priority 3 project reports for commenting via email (or provides it via the ESPON Intranet) to:
 - For Priority 1: the 2 Sounding Board (SB) experts following the project for commenting on the reports.
 - For Priority 1 Draft Final Reports: the LP of an ECP Transnational Networking Activity (TNA) for the implementation of the blunder check of the report in question.
 - For Priority 2: the Lead Stakeholder that is responsible for further distribution to and consultation with the Partner Stakeholders for common feedback to the report.
- The CU Director transmits by email the report for commenting to the MC, the MA and the EC.
- In parallel, the report is also being analysed by the relevant CU project expert. The project expert analyses all quality aspects with respect to the project and pays special attention to the consistency with the ESPON 2013 Programme as a whole. Together with the MA the CU Project Expert has a particular look at the contractual obligations as well as the general quality and the relation to the policy context.
- (For Priority 1) The SB watches in particular over the scientific quality of the research and is obliged by contract to provide up to 5/10 pages (depending on the type of report) of comments addressing those elements of the guidance paper that are considered of importance by the respective SB member.
- (For Priority 1, Draft Final Reports) The ECPs check the report in question for blunders, misinterpretations and mishaps based on national information.

- (For Priority 2) The Group of Stakeholders watches in particular over the relevance of the project for the stakeholders based on the stakeholder demands as pointed out in the Project Specification.
- The MC and EC watch over the general quality and the relation with the policy context of the research carried out.
- On the basis of the Internal Checklist and the comments received from the SB / Lead Stakeholder, MC, MA and EC, the project expert compiles a CU response to the LP. The comments of the SB and ECPs / group of stakeholders are annexed for information to the LP in original.
- In case the assessment of a project report shows that the report does not meet the requirements it should have met for the particular stage of the project's development, the LP will be asked with the CU response to provide an annex to the report in question that includes further elements complementing the original report; alternatively the LP can be asked in such a case to submit a revised report that should include further elaborations and improvements of those elements that are specifically pointed out in the CU response.
- The CU response is provided to the LP of the project by the coordinator of the cluster for project development and coordination via email. For Inception Reports, the CU response can be sent to the LP once it is ready. For Interim and Draft Final Reports, the CU response can only be provided to the LP once the MC has approved the report in question and accepted the accompanying CU response. This request for approval is normally being dealt with in the framework of a written procedure that is normally running for two weeks.

Another element of monitoring projects' development consists of assessing projects' activity reports that are delivered to the CU as part of projects' project reports every 6 months during the lifetime of a project. Activity reports should reflect the activities undertaken since the latest report. Activity reports are checked by the relevant project expert in charge of the project in question on the basis of a checklist, which is double-checked and approved by the cluster coordinator for project development and coordination.

Furthermore, during the lifetime of a project a number of meetings are foreseen in which the responsible CU project expert takes part. This offers another opportunity for monitoring the project's development and for giving feedback and guidance to ensure that the project is meeting its predefined targets. Concerning applied research projects, the CU project experts normally participates in two meetings with the Transnational Project Group (TPG) / LP in which the SB would also be present and give feedback to the team's work. As for targeted analyses, the number of meetings can vary from 3-4, also involving the stakeholders behind the project. If there is justified reason for concern about a project's development, the CU might ask for a particular meeting with the LP/TPG and/or attend more meetings than originally foreseen to ensure that a maximum of support from the Programme is given to the project so that it can achieve its objective.

Irrelevant of the priority, each project is started in the framework of a kick-off meeting that is attended by the LP, the CU project expert, the cluster coordinator for project development and coordination and one financial expert. The kick-off meeting serves to lay the foundations for the project by giving feedback to the LP resulting from the

evaluation of the project proposal and by agreeing upon the first steps of project implementation, the timetable of the project and arranging the contracting procedure.

Finally, the CU project experts are generally always available for advice and information to their LPs if in between delivery dates of project reports support should be requested.

In the framework of the ESPON 2013 several actions within Priority 3 and Priority 4 can be implemented or are implemented directly by the MA who, in this context, assumes the role of Lead Partner. These projects are defined **MA-led projects** and are approved by the MC following the presentation by the MA of a short project description which includes information relating to the objectives, activities, budget and timeframe for the implementation. Acting as “Lead Partner” the MA has therefore the same duties and reporting requirements as any other Lead Partner.

The ongoing MA-led projects during 2010 were:

- Priority 3.2:
 - 3.2.a Territorial Indicators and Indices
 - 3.2.b Indices/Tools
- Priority 3.4: Update of indicators and maps
- Priority 4.1: Media and Publications
 - 4.1a Publications and Design
 - 4.1b Capitalisation Strategy and Media Bureau
 - 4.1c Website
 - 4.2 European Seminar and Workshop

The CU implements the project according to the relevant public procurement procedure. The monitoring of the activities is managed by CU experts, who have the responsibility to receive the deliveries, to validate them and to approve them. In this process the CU expert works closely with the service providers ensuring highest quality of the deliveries and that deadlines are met.

At least once per year (for projects over € 75,000 it is bi-annual) the MA will have to provide a short report to the MC on the progress with the implementation of the project, providing information on:

For Priority 3 projects:

- The results of the procurement procedure and the actions already contracted.
- The deliveries already received and approved.
- Brief explanation on any shortcomings and/or problems encountered that require a modification of the MA led project.
- The use of the budget.

For Priority 4.1 projects:

- General progress with the implementation of the overall project.
- Progress with the implementation of the ongoing work/action plan:

- the results of the procurement procedure and the actions already contracted;
- the deliveries already received and approved.
- Final status on the implementation of the previous work/action plan and information on any shortcomings and/or problems encountered (if not already provided).
- Brief explanation on any shortcomings and/or problems encountered that requires a modification of:
 - the ongoing work/action plan;
 - the MA led project.
- The use of the budget.

For the Priority 4.2 project:

- Progress with the implementation of the foreseen activities.
- Brief explanation on any shortcomings and/or problems encountered that require a modification of the MA led project.
- The use of the budget.

These reports will have to be approved by the MC.

In addition, once the final delivery of the last ongoing actions has been submitted and approved and the relevant invoice paid out, the MA will complete a short report to the MC summarising the implementation of all the Priority 3 and 4 MA-led projects by providing information on:

- The actions foreseen to be contracted and contracted.
- Brief information on the quality of the deliveries received.
- Brief information on shortcomings and/or problems encountered that required a modification of the project.
- Financial information on the implementation of the project.

These reports are prepared by the cluster responsible for the implementation of the MA led project in question.

The first project reports for Transnational Networking Activities under Priority 4 will be submitted by the end of 2011. Hence will the procedure for monitoring the project implementation of TNA projects, from a content point of view, be described in the Annual Implementation Report 2011.

2.7.3. Monitoring of projects financial implementation, including the TA

The project implementation period is divided into six-month reporting periods. The exact reporting periods are defined in the Subsidy Contract of each operation. The Lead Partner is requested to submit a Project Progress Report related both to activities and to finances for every six-month period to the CU (MA). The CU beforehand sends out the partly pre-filled Partner/Project Progress Report forms to the LP, who is in charge of distributing the relevant forms amongst its Partners. The completed and certified Project Progress Report has to be returned to the CU both electronically as well as in paper versions within four months after the end of the corresponding reporting period. The

paper version has to carry the signature and stamp of the LP/PP and LP/PP's first level controller.

The monitoring procedure set up at the ESPON CU includes the following steps:

- a. The Project Progress Reports and its annexes are imported into the computerised monitoring system (PMSS);
- b. The relevant cluster of the CU checks the Project Progress Report via Progress Report checklist and assessment section of the PMSS;
- c. The Activity Report of the Project Progress Reports is checked as well by the relevant cluster on the basis of a checklist of Activity Report via the PMSS.
- d. If necessary the CU requests clarification to the LP or the First Level Controller;
- e. Once all points have been clarified, the Project Progress Report together with its relevant assessment generated by the PMSS is forwarded to the MA;
- f. The MA sends it to the CA for payment;
- g. The CA executes payment to the LP;

2.8. National performance reserve

Not applicable.

3. Implementation by priority

3.1. Priority 1

3.1.1. Achievement of targets and analysis of the progress

Information on the physical and financial progress of the priority

As reported in the Annual Implementation Report 2009, the MC had approved in that year the 11 Sounding Boards (SBs involving 11x2 = 22 experts) following the second call for EoI for the KSS from 19 December 2008 – 12 February 2009. However, two experts had to renounce due to a conflict of interest. The MC hence mandated the CU on 18 March 2010 to replace experts with the best possible candidates available in the pool of experts in case a proposed expert renounces his selection or sees a conflict of interest. One expert has not been contracted as a conflict of interest has been observed by the CU and has not yet been replaced. At the end of 2010 all 11 Sounding Boards have been operational, though one of them only involving one expert.

During 2010, 5 SBs that had taken up their work in previous years (i.e. the ones for FOCI, EDORA, DEMIFER, ReRisk and ESPON Climate) continued being active while 9 new SBs (i.e. the ones following the newly kicked-off projects mentioned below) started their work.

At its meeting on 16-17 February 2010, the MC decided upon the selection of the TPGs that should be implementing the 9 Applied Research projects that were included in the call for proposals closing on 11 November 2009 and that received proposals of sufficient quality. Following this decision, the kick-off meetings for these projects took place during the first half of 2010. The meetings were attended by representatives of the LP, the CU project expert and a financial expert from the CU. Further information on activities of these projects during that year can be found further below in the section on the relevant projects. The following table provides an overview on the projects that were kicked-off in the first half of 2010:

Project	Date of kick-off meeting	Location
ATTREG – Attractiveness of European regions and cities for residents and visitors	31 March 2010	Esch-sur-Alzette
TIGER – Continental territorial structures and flows (globalisation)	14 April 2010	Esch-sur-Alzette
TRACC – Accessibility of European regions and cities for residents and visitors	14 April 2010	Esch-sur-Alzette
KIT – Territorial dimension of innovation and knowledge economy	4 May 2010	Esch-sur-Alzette
ARTS – Territorial and Regional Sensitivity of EU Directives	4 May 2010	Esch-sur-Alzette
SGPTD – Secondary Growth Poles in Territorial Development	12 May 2010	Esch-sur-Alzette
TERCO – Territorial cooperation in transnational areas and across internal/external borders	2 June 2010	Esch-sur-Alzette

GEOSPECS – European Perspective on Specific Types of Territories	4 June 2010	Esch-sur-Alzette
EU-LUPA – European land use patterns	9 September 2010	Esch-sur-Alzette

On 3 May 2010 a call for proposals was opened, including the following 2 applied research projects with the respective budgets indicated:

Calls for proposals on Applied Research under Priority 1	Available Budget
European seas in territorial development	800,000.00
Indicators and perspectives for services of general interest in territorial cohesion and development	1,000,000.00

The deadline of the call was 28 June 2010. The evaluation of proposals for the above mentioned projects took place on 12 August 2010 in Esch-sur-Alzette. All proposals that had been received by the CU by the deadline on 28 June 2010 were considered in the evaluation. The eligibility check of these proposals was running in parallel. Altogether 7 proposals were submitted to the Evaluation Committees for assessment. The individual breakdown of proposals received per project looks as follows:

European seas in territorial development:	2
Indicators and perspectives for services of general interest in territorial cohesion and development:	5

A final decision on the eligibility of the selected projects and EoIs of the 4th ESPON call that was launched on 16 September 2009 was taken by the MC on 16-17 February 2010. Hence are the results of this call presented in the Annual Report 2010. The procedure described below was applied for the 4th and 5th call.

The eligibility checks were performed by the ESPON CU on behalf of the MA. Before starting the eligibility checks a kick-off meeting is organised to explain the requirements, lay the basis for a harmonised check and organise the share of the work in a balanced manner and ensure that each assessor has the necessary time to undertake the eligibility checks.

The eligibility checks are implemented on the PMSS. For the compliance with the eligibility criterion related to the relevance of the content of the proposal with the call the relevant CU project expert is involved.

Scope and unclear cases of eligibility checks have been discussed with the MA and if necessary their legal advisor. The eligibility checks involved the confirmation of the legal status and solvency conditions of private applicants on the basis of the declarations received from the Member and Partner States. On the basis of the first results of checks implemented by the ESPON CU, and in accordance with the programme manual, correctable omissions were launched in order to complete the applications.

For the 4th ESPON call correctable omissions were launched for 9 proposals and for the 5th call correctable omissions were launched for 3 proposals. Of the latter three one was requested to provide clarifications in addition.

Following the confirmation of legal status and solvency (in case of private applicant) by the relevant members of the MC and the conclusion of the correctable omission process ending the eligibility check, the ESPON CU together with the MA concluded on the following three categories (1) proposals clearly met the eligibility criteria, (2) proposals clearly failed to meet the eligibility criteria, and (3) proposals for which there were arguments for and against accepting the eligibility and no clear conclusion could be reached by the ESPON MA/CU. Considering that the final decision and responsibility has to be taken by the MC, these cases were presented for discussion and decision.

The third category was introduced as the MA/CU sees a margin in terms of a narrow interpretation leading to ineligibility and broader interpretation leading to eligibility. The ESPON programme in general has the interest having as many proposals as possible for consideration for actions under the programme.

The 4th ESPON call included three cases for which the final decision on the eligibility needed to be taken by the MC. For these three proposals in question the MC decided that two of them meet the eligibility criteria and one failed to meet the eligibility criteria. By taking into account this decision the MC concluded for all the proposals submitted in the framework of this call under Priority 1 that:

- 24 proposals clearly met the eligibility criteria;
- 7 proposals clearly failed to meet the eligibility criteria.

For the 5th ESPON call, which did not include any unclear cases, the MC formally concluded for the proposals submitted in the framework of Priority 1 that:

- 6 proposals clearly met the eligibility criteria;
- 1 proposal clearly failed to meet the eligibility criteria.

Although the Evaluation Committee assesses the proposals against management related criteria, taking into account the importance of the TPGs' managerial and financial capabilities for the correct project and programme implementation, the CU on behalf of the MA, separately double-checks the management related criteria.

The content evaluation sessions normally involved 4 evaluators per project. Each group of evaluators included one representative from the EC, two members of the ESPON MC or national experts nominated by the latter, and normally one SB expert. The evaluations were conducted in accordance with the Evaluation Manual that can be found on the ESPON Intranet.

Each evaluator signed a declaration of no conflict of interest indicating any involvement as a partner in any of the proposals received. No case of conflict of interest occurred.

Each proposal was evaluated in a two step procedure. As the first step, the anonymous Part B of each proposal was assessed independently by the evaluators. Evaluators each gave scores to the evaluation criteria stipulated in the Programme Manual, which was made available to all potential beneficiaries via the ESPON website. In the second step, the non-anonymous Part A of each proposal was assessed independently by the evaluators and scored according to the relevant evaluation criteria. In addition, concise and short written comments should be given by evaluators both, for each individual score and particularly at the end of each evaluation stage under "General remarks".

At the following Consensus Meeting the evaluated proposals were compared and discussed by the evaluators who had assessed them. The scores of the individual evaluators were added for each proposal in a Consensus Report. The total score of each proposal led to a ranking of the proposals, which was then discussed by the evaluators leading to a final agreement on the ranking of the individual proposals to be recommended to the MC. Remarks during the Consensus Meeting were noted. Consensus was reached among evaluators on the best proposal respectively for all projects that had been subject of the evaluation.

At its meeting on 30 September 2010, the MC decided upon the selection of the TPGs that should be implementing the 2 Applied Research projects that were included in the call for proposals closing on 28 June 2010 and that received proposals of sufficient quality. Following this decision, the kick-off meeting for the project ESaTDOR – European seas in territorial development took place on 30 November 2010 in Esch-sur-Alzette. The meeting was attended by representatives of the LP, a CU project expert and a financial expert from the CU. The kick-off meeting for the second project could only take place early January 2011 and will be reported upon in next year's Annual Implementation Report.

Including the projects that were kicked off (see table above), the following projects were ongoing under this priority in 2010:

- **FOCI – Cities and urban agglomerations: Their functionality and development opportunities for European competitiveness and cohesion (Total budget: 998.888 €)**

The project analyses the current state, trends and development perspectives for the largest cities and urban agglomerations within the European territory. It will identify the driving forces of urban development which are the most relevant for understanding urban evolutions and offer scenarios for the development of Europe's cities leading to alternative policy options.

The project delivered a Draft Final Report on 30 April 2010. The timing for the subsequent deliveries was revised in order to allow the project team to process some demands stipulated in the CU Response on this report. The project delivered after this on 30 September 2010 a revised version of the Draft Final Report and on 15 December a Final Report. The LP of the project also gave presentations at the ESPON Open Seminar on 9-10 June 2010 and the ESPON Internal Seminar on 17-18 November 2010.

- **EDORA – Development opportunities in different types of rural areas (Total budget: 699.816 €)**

The project will provide evidence on the development opportunities of diverse types of European rural areas and reveal options for improving their competitiveness. It will identify opportunities for increasing regional strengths through territorial cooperation and analyse the potential impact of climate change on the development opportunities of rural areas.

The project delivered a Draft Final Report on 30 September 2010. The LP of the project also gave presentations at the ESPON Open Seminar on 9-10 June 2010 and at the ESPON Internal Seminar on 17-18 November 2010.

- **DEMIFER – Demographic and migratory flows affecting European regions and cities (Total budget: 781.600 €)**

The project deals with the effects of demographic and migratory flows on European regions and cities and examines the implications for regional competitiveness and European cohesion.

The project delivered a Draft Final Report on 30 April 2010. The project also gave presentations at the ESPON Open Seminar on 9-10 June 2010 and at the ESPON Internal Seminar on 17-18 November 2010.

The Draft Final Report of this project was delivered to the ESPON CU on 30 September 2010 and all the deliveries, including maps and data produced have been approved by the ESPON MC. A relevant output produced in the framework of this project as a dissemination activity at project level was a policy lunch organised in Brussels on 9 November 2010, in which the results of the project were discussed among policy makers from DG Regio, the ESPON CU and the TPG. In addition the project envisages producing 2 or 3 policy briefs aimed at policy makers and practitioners at different levels, presenting the main results of the project: demographic scenarios and regional typologies.

- **ReRisk – Effects of rising energy prices on regional competitiveness (Total budget: 699.250 €)**

This project focuses on opportunities to support competitive and clean energy supplies for regions in Europe and to generate and strengthen sustainable energy sources. It delivers future-oriented territorial evidence on the impact of rising energy prices on the competitiveness of European regions as well as on cohesion in Europe in a long-term perspective.

The project delivered a Draft Final Report on 31 March 2010. On 28 April 2010 the TPG met with the two Sounding Board experts following the project, the cluster coordinator for project development and coordination and the project expert of the ESPON CU to discuss the progress of the project's implementation and to give feedback and guidance towards the Final Report. The Final Report was submitted on 30 July 2010 and an updated version of the Final Report on 5 November 2010. The dissemination activities of the project run until 31 January 2011. The LP of the project gave a presentation at the Open ESPON Seminar on 9-10 June 2010. On 5 October 2010 the ReRisk project took part in a workshop of the Open Days on the topic 'The benefits of collaborating across internal and external borders (ESPON 2013)'. The project was also presented at the Internal ESPON Seminar on 17-18 November 2010.

- **TIPTAP – Territorial impact assessment of policies (Total budget: 347.000€)**

This project builds on the earlier achievements of the ESPON 2006 Programme. The methodology, indicators and the prototype "TEQUILA" model will be further developed and made operational to receive a tool for the ex-ante assessment of territorial impacts of policies. The tool will be tested on transport and agricultural policy and deliver evidence on the territorial impact of these policies. The results are of direct use for creating better policy coordination.

The project delivered on 5 March 2010 a revised version of the Final Report. The research related parts of the contract were closed on 29 March 2010.

- **ESPON CLIMATE – Climate change and territorial effects on regions and local economies (Total budget: 999.418,60 €)**

This project shall analyse how and to which degree climate change will impact on the competitiveness and cohesion of European regions and Europe as a whole. In addition, it shall investigate in which way policy can contribute to mitigate climate change, and to adapt to and manage those results of climate change that cannot be avoided, while making sure that synergies of mitigation and adaptation policies are being exploited.

According to the original timetable, the project should have delivered its Draft Final Report by 23 December 2010. However, upon the LP's request, the timetable was changed to give the TPG the possibility to include some important data on sea level rise and river floods in their analysis that they received late from third parties. It was therefore agreed that the Draft Final Report will only be delivered on 25 February 2011 and the Final Report on 31 May 2011. Reporting on these reports will consequently take place in the Annual Implementation Report 2011.

- **ATTREG –Attractiveness of European Regions and Cities for Residents and Visitors (Total budget: €840 067,69 €)**

Attractive, competitive and dynamic regions and cities have been a major issue for the development of respective policies. The ESDP (1999) already underlined the need to support regions and cities in becoming more competitive and attractive. Against this backdrop, this project shall strive to achieve a better understanding of the contribution of European regions' and cities' attractiveness to economic performance. In addition, it shall identify the key ingredients of attractiveness in different types of territories, from vibrating city centres to tranquil rural settlements, taking into account issues such as access to services, well-being and quality of life. Finally, the project shall investigate in which way policy makers can improve the attractiveness of their city or region by reconciling the interests of both, residents and visitors.

The project delivered an Inception Report on 30 June 2010 and the Interim Report on 28 December 2010. On 19 November 2010, the TPG organised a meeting in Leuven, Belgium with the ESPON CU and two SB experts following the project to discuss the progress of the project's implementation and to give feedback and guidance towards the Interim Report. This meeting was followed by an international workshop, organised at project level, to discuss the attractiveness concept and to address possible relations with other ESPON projects such as KIT and FOCI. The LP also gave a presentation at the ESPON Internal Seminar on 17-18 November 2010.

- **EU-LUPA – European Land Use Patterns (Total budget: 788.668 €)**

The project will develop a consistent methodology for analysing comparable information about European regions and cities, based on data from different sources and at different levels. It shall support policy makers in understanding land use dynamics, land use changes and current land use patterns in the European territory by identifying main challenges in different types of territories, regions and cities and defining the policy recommendations to cope with the challenges.

The LP of the project gave a presentation at the ESPON Internal Seminar on 17-18 November 2010. The project delivered an Inception Report on 3 December 2010.

- **TERCO – Territorial cooperation in transnational areas and across internal/ external borders (Total budget: 849.710 €)**

The project will assess the relationship between transnational territorial cooperation (TTC) and the socio-economic development of EU and neighbouring regions. It should enhance further interest of regions, cities and countries in entering into cooperation arrangements by showing the impact that TTC has on socio-economic development, by identifying key determinants of successful TTC and by showing good practices of governance for successful TTC.

The project delivered an Inception Report on 30 August 2010. The LP of the project gave a presentation at the ESPON Internal Seminar on 17-18 November 2010. On 19 November 2010 the core team of the TPG met with the two SB experts following the project and the project expert of the ESPON CU to discuss the Inception Report, the progress of the project's implementation and to give feedback and guidance towards the requested annex to the Inception Report and the Interim Report.

- **TRACC – Transport accessibility at regional/local scale and patterns in Europe (Total budget: 699.790,50 €)**

The project will provide innovative results which can support the policy development in the field of transport and accessibility improvement, territorial development, competitiveness and cohesion. It shall support policy makers in finding trade-offs between promoting accessibility for passenger and freight transport and competitiveness, sustainability, saving energy and territorial development.

The project delivered an Inception Report on 30 July 2010. The LP of the project also gave a presentation at the ESPON Internal Seminar on 17-18 November 2010.

- **SGPTD – Secondary Growth Poles in Territorial Development (Total budget: 745.000€)**

The project develops a common understanding of the opportunities and prospects for the territorial development of secondary cities. The key objective is to produce clear policy recommendations about the challenges and opportunities facing secondary cities in Europe, based upon robust analysis of a well founded evidence base. The project shall clearly identify, measure and explain: (i) the role of secondary cities; (ii) their actual and potential contribution to growth at European, national and regional level and (iii) the range of European, national, regional and local policies that have been adopted - and could be adopted in future - to maximise their potential contribution.

The project delivered an Inception Report on 31 August 2010. The LP of the project also gave a presentation the ESPON Internal Seminar on 17-18 November 2010.

- **GEOSPECS – European Perspective on Specific Types of Territories (Total budget: 899.950€)**

The project is to provide a coherent transversal framework to characterise the past trends, state and potential future developments of geographical specificities for territorial policy and regional development. A secondary objective of this study is to facilitate the integration of this sense of commonality and of the discourses constructed to justify specific treatments, on the basis of geographic specificities, in

European territorial cohesion strategies. A territorial policy perspective requires that one seeks to synthesise these various sectoral views. One may also need to construct additional conceptualisations and delineations for the purpose of territorial policy, based on the sets of objectives and operational needs specific to this field of public intervention.

The project delivered an Inception Report on 2 September 2010. The LP of the project also gave a presentation the ESPON Internal Seminar on 17-18 November 2010.

- **KIT – Knowledge, Innovation, Territory (Total budget: 750 000,00 €)**

The project takes the recent policy context as a starting point to explore the territorial dimension of the innovation and knowledge economy. An overall concept is used including product innovation, process innovation and organisational innovation. The current state, patterns and potentials of regions with respect to the knowledge and innovation economy are analysed, aiming to identify new development opportunities through innovation for Europe and its territories.

The project delivered an Inception Report on 24 August 2010. On 4 and 5 November 2010 the TPG met with the two Sounding Board experts following the project and the project expert of the ESPON CU to discuss the progress of the project's implementation and to give feedback and guidance towards the Interim Report. The LP of the project gave a presentation at the ESPON Internal Seminar on 17-18 November 2010.

- **TIGER – Continental territorial structures and flows (globalisation) (Total budget: 999 801,00 €)**

Globalisation is accelerating with European competitiveness becoming more and more interwoven and dependent on the rest on the world. Understanding Europe in the world is a prerequisite for policy making and for promoting Europe in this international competition. This project is looking at globalisation from a territorial perspective and analyses its territorial aspects and its dynamics at different geographical scales. The main aim of the project is to look into the territorial dimension of the globalisation process and analyse its significance for an enlarged Europe.

The project delivered an Inception Report on 31 August 2010. The LP of the project also gave a presentation at the ESPON Internal Seminar on 17-18 November 2010.

- **ESaTDOR – European Seas in Territorial Development**

Against the backdrop of the European Commissions Blue Book on an Integrated Maritime Policy (IMP) and the relevant recent policy development, this project will investigate the current uses of Europe's seas through mapping current sea use patterns, typologies, dynamics and inter-linkages. It will investigate the present state of European sea areas, identify potential areas of conflict between the use of sea areas and their deterioration, distinguish different types of coastal regions, study employment patterns in sea areas and evaluate the present state of maritime clusters. Finally, the project will analyse and identify development opportunities in the respective areas, also taking into account issues regarding sustainability and climate change. The relationship between terrestrial and maritime planning will be taken into account, seeking optimal practices for maritime governance.

As the project was kicked off late 2010 (see table above) reporting on further project activities will only take place in the Annual Implementation Report 2011.

- **ARTS – Territorial and Regional Sensitivity of EU Directives (Total budget: 247.787,50€)**

The project shall bring the ESPON Programme a step further in its supportive role to policymakers in Territorial Impact Assessment: (1) It shall further elaborate the methodological framework. This project makes use of (a combination of) existing ex ante territorial impact assessment methodologies. The methodological framework is expected to comply with the current state of affairs in policymaking, in particular where awareness creation on the territorial dimension is concerned. (2) The project shall define the sensitivity of the different types of territories and regions throughout Europe in relation to each of the selected EU directives. (3) The project shall indicate data and indicators are needed to assess this sensitivity at the level of the individual directives and, if possible, at the level of all directives.

The project delivered an Inception Report on 31 August 2010. The LP of the project also gave a presentation the ESPON Internal Seminar on 17-18 November 2010.

Output Indicators	Initial Baseline	Final Target	Achievements			
			2007	2008	2009	2010
Number of actions realised & number of small / medium / large actions	0	30 7/7/16	0	5	6	15
Number of cross-thematic / thematic analyses and trends / prospective studies realised	0	8/7/3	0	4	5	13
Number of territorial impact studies realised	0	5	0	1	1	2
Number of experts involved in task forces / sounding boards	0	40	0	10	12	30
Results Indicators	Initial Baseline	Final Target	Achievements			
			2007	2008	2009	2010
Number of themes and policies that have been deepened and widened compared to ESPON 2006 results	0	20	0	5	6	15
Number of partners, institutes involved in applied research actions	0	100	0	32	44	82
Number of scientists involved in applied research actions	0	750	0	NA	NA	NA

Impact Indicators	Initial Baseline	Final Target	Achievements			
			2007	2008	2009	2010
Degree of usefulness of ESPON applied research results for European, national-level / regional-level policy processes	NP	NP	NP	NP	NP	NP
Degree of usefulness of ESPON applied research results for transnational and cross-border co-operation	NP	NP	NP	NP	NP	NP

NI: Not implemented: The indicator is implemented, but not for the specific year.

NP: Not applicable: The indicator does not apply. It will never be implemented.

NA: Not available: The indicator is implemented but you don't know the values yet for the specific year.

Qualitative analysis

The implementation of applied research projects generally works very smoothly and there is a good cooperation between the LPs and the CU project experts. The same is also true for the cooperation between the CU project experts and the SB experts. The latter's feedback to the projects' reports is highly appreciated by the TPGs who are grateful for the sound advice and guidance they receive from the experts.

The SB experts usually invest more time in their tasks than what they are contractually bound to do. This does not only apply to the commenting of reports which often takes more than just the one working day that is foreseen for this task. It is particularly the case for the requested participation in TPG meetings. Usually, preparing for the meeting, travelling to the location of the meeting and back again, require more than the one working day that is contractually foreseen for this task. This has occasionally caused some frustration among SB experts and the request for reconsidering the number of working days allocated per expert.

Ensuring the involvement of MC members or national experts nominated by the latter in evaluation sessions of proposals often proves to be a challenging exercise. It usually requires several rounds of requests towards the MC by email, during MC meetings and via direct contact to individual people to get sufficient numbers of MC representatives together for evaluation committees. Due to these difficulties, the originally foreseen rotating principle, i.e. involving as far as possible different MC members/national experts, is not always fully possible to implement. It would greatly facilitate the preparation of these evaluations with more active MC support in that respect.

Finally, at evaluation sessions the assessment of the management related criteria has often been considered by evaluators to be rather difficult. For instance, they found it almost impossible to judge if the procedures related to European Regional Development Fund (ERDF) requirements were transparent (i.e. 2nd Management related criteria) as they did not have sufficient knowledge about these ERDF requirements. It could be considered that this part of the evaluation should be left to the financial experts at the

CU who assess all proposals received on the basis of these criteria anyway on behalf of the MA.

3.1.2. Significant problems encountered and measures taken to overcome them

No significant problems have been encountered.

3.2. Priority 2

3.2.1. Achievement of targets and analysis of the progress

Information on the physical and financial progress of the priority

In 2010 new targeted analyses were kicked-off, including altogether 8 projects (see below for more detailed information on the projects that were up and running during that year).

At its meeting on 16-17 February 2010, the MC decided upon the selection of the TPGs that should be implementing the 2 targeted analyses that were included in the call for proposals closing on 11 November 2009 and that received proposals of sufficient quality. Following this decision, the kick-off meetings for these projects took place during the first half of 2010.

On 26 February 2010 the kick-off meeting of the project on “Potential of Rural Regions (PURR)” took place in Brussels. The meeting was attended by the LP, representatives of the stakeholders behind the project, the CU project expert and a financial expert from the CU. Further information on activities of this project during that year can be found below in the section on the project.

On 31 March 2010 the kick-off meeting of the project on “Transnational support method for European cooperation (TransMEC)” took place in Esch-sur-Alzette. The meeting was attended by the LP, project partners, representatives of the stakeholders behind the project, the CU project expert, the cluster coordinator for project development and coordination and a financial expert from the CU. Further information on activities of this project during that year can be found below in the section on the project.

At its meeting on 16-17 February 2010, the MC decided also upon the selection of 8 out of 27 received proposals which were submitted within the call for EoI that closed on 11 November 2009. A detailed description of the eligibility and evaluation procedure of this call was already provided in the Annual Report 2009.

The call for EoI included two cases for which the final decision on the eligibility needed to be taken by the MC. For these two proposals in question the MC decided that both are eligible. By taking into account this decision the MC concluded for all the proposals submitted in the framework of this call for EoI under Priority 2 that:

- 21 EoI met the eligibility criteria;
- 6 EoI failed to meet the eligibility criteria;

On 3 May 2010 a call for proposals for targeted analyses was opened. Respective project specifications were elaborated together with the group of stakeholders behind the above mentioned EoI. The table below indicates the 8 projects with the respective budgets:

Calls for proposals on Targeted Analyses under Priority e	Available Budget
EATIA – ESPON and TIA – Territorial Impact Assessments	350,000.00
ULYSSES – Using Applied Results from ESPON as a Yardstick for Cross-Border Spatial Planning and Development	350,000.00
RISE – Identifying and Exchanging Best Practice in Developing Regional Integrated Strategies in Europe	350,000.00
POLYCE – Metropolisation and Polycentric Development in Central Europe: Evidence Based Strategic Options	350,000.00
TPM – Territorial Performance Monitoring	350,000.00
BEST METROPOLISES – Best Development Conditions in European Metropolises: Paris, Berlin, Warsaw	350,000.00
SEMIGRA – Selective Migration and Unbalanced Sex Ratio in Rural Regions	350,000.00
SMART-IST – Smart Institutions for Territorial Developments	350,000.00

The deadline of the call was 28 June 2010. The evaluation of proposals for the above mentioned projects took place 22, 23, 27 and 28 July 2010 in Brussels and on 11 August 2010 in Esch-sur-Alzette. All proposals that had been received by the CU by the deadline on 28 June 2010 were considered in the evaluation. The eligibility check of these proposals was running in parallel. Altogether 14 proposals were submitted to the Evaluation Committees for assessment. The individual breakdown per project looks as follows:

EATIA – ESPON and TIA – Territorial Impact Assessments	5
ULYSSES – Using Applied Results from ESPON as a Yardstick for Cross-Border Spatial Planning and Development	1
RISE – Identifying and Exchanging Best Practice in Developing Regional Integrated Strategies in Europe	1
POLYCE – Metropolisation and Polycentric Development in Central Europe: Evidence Based Strategic Options	1
TPM – Territorial Performance Monitoring	2
BEST METROPOLISES – Best Development Conditions in European Metropolises: Paris, Berlin, Warsaw	1

SEMIGRA – Selective Migration and Unbalanced Sex Ratio in Rural Regions	1
SMART-IST – Smart Institutions for Territorial Developments	3

The eligibility procedure for proposals under Priority 2 is the same as presented under Priority 1. On the basis of the first results of checks implemented by the ESPON CU, and in accordance with the programme manual, correctable omissions were launched for 1 proposal for the 4th ESPON call and 3 proposals, - of which 1 was requested to provide clarifications in addition - for the 5th ESPON call in order to complete the applications.

Following the confirmation of legal status and solvency (in case of private applicant) by the relevant members of the MC and the conclusion of the correctable omission process ending the eligibility check, the ESPON MC concluded on its Meeting on 16-17 February 2010 for proposals received under Priority 2 in the framework of the 4th ESPON call on the following:

- 2 proposals clearly met the eligibility criteria;
- 1 proposal clearly failed to meet the eligibility criteria;

The ESPON MC concluded on its Meeting on 30 September 2010 for proposals received under Priority 2 in the framework of the 5th ESPON call on the following:

- 13 proposals clearly met the eligibility criteria;
- 2 proposals clearly failed to meet the eligibility criteria.

Also the Management and Capability check was implemented in the same way as presented under Priority 1.

The content evaluation sessions normally involved 4 evaluators per project. Each group of evaluators included one representative from the EC, two members of the ESPON MC or national experts nominated by the latter, and one representative of the stakeholder group behind each project. The evaluations were conducted in accordance with the Evaluation Manual available on the ESPON Intranet.

Each evaluator signed a declaration of no conflict of interest indicating any involvement as a partner in any of the proposals received. No case of conflict of interest was registered in any of the evaluations of proposals.

Each proposal was evaluated in a two step procedure. As the first step, the anonymous Part B of each proposal was assessed independently by the evaluators. Evaluators each gave scores to the evaluation criteria stipulated in the Programme Manual, which was made available to all potential beneficiaries via the ESPON website. In the second step, the non-anonymous Part A of each proposal was assessed independently by the evaluators and scored according to the relevant evaluation criteria. In addition, concise and short written comments should be given by evaluators both, for each individual score and particularly at the end of each evaluation stage under “General remarks”.

At the following Consensus Meeting the evaluated proposals were compared and discussed by the evaluators who had assessed them. The scores of the individual evaluators were added for each proposal in a Consensus Report. The total score of each proposal led to a ranking of the proposals, which was then discussed by the evaluators

leading to a final agreement on the ranking of the individual proposals to be recommended to the MC. Remarks during the Consensus Meeting were noted.

Consensus was reached among evaluators on the best proposal respectively for both projects that had been subject of the evaluation.

The MC took a decision on the selection of proposals in its meeting on 30 September 2010. Following this decision, the kick-off meetings for these projects took place during late 2010 and beginning of 2011. The meetings were attended by representatives of the LP, representatives of the stakeholders behind the project, the CU project expert and a financial expert from the CU. Further information on activities of these projects during that year can be found further below in the section on the relevant projects. The following table provides an overview on the projects that were kicked-off in the first half of 2010:

Project	Date of kick-off meeting	Location
EATIA – ESPON and TIA – Territorial Impact Assessments	4 November 2010	Esch-sur-Alzette
ULYSSES – Using Applied Results from ESPON as a Yardstick for Cross-Border Spatial Planning and Development	20 October 2010	Dundalk, Ireland
RISE – Identifying and Exchanging Best Practice in Developing Regional Integrated Strategies in Europe	1 December 2010	Esch-sur-Alzette
POLYCE – Metropolisation and Polycentric Development in Central Europe: Evidence Based Strategic Options	28 October 2010	Esch-sur-Alzette
TPM – Territorial Performance Monitoring	8 November 2010	Brussels
BEST METROPOLISES – Best Development Conditions in European Metropolises: Paris, Berlin, Warsaw	1 December 2010	Esch-sur-Alzette
SEMIGRA – Selective Migration and Unbalanced Sex Ratio in Rural Regions	29 November 2010	Esch-sur-Alzette

On 24 August 2010 another call for proposals for targeted analyses was opened, including the following 2 targeted analyses with the respective budgets indicated:

Calls for proposals on Targeted Analyses under Priority e	Available Budget
ADES - Airports as Drivers of Economic Success in Peripheral Regions	300,000.00
AMCER - Advanced Monitoring and Coordination of EU R&D Policies at Regional Level	350,000.00

The deadline of the call was 19 October 2010. The evaluation of proposals for the above mentioned projects took place from 30 November – 1 December 2010 in Esch-sur-Alzette. All proposals that had been received by the CU by the deadline on 19 October 2010 were considered in the evaluation. The eligibility check of these proposals was running in parallel. Altogether 4 proposals were submitted to the Evaluation Committees for assessment. The individual breakdown per project looks as follows:

ADES - Airports as Drivers of Economic Success in Peripheral Regions	3
AMCER - Advanced Monitoring and Coordination of EU R&D Policies at Regional Level	1

On the basis of the first results of checks implemented by the ESPON CU for Priority 2 in the 6th ESPON call, and in accordance with the programme manual, correctable omissions were launched for 1 proposal in order to complete the applications.

Following the confirmation of legal status and solvency (in case of private applicant) by the relevant members of the MC and the conclusion of the correctable omission process ending the eligibility check, the ESPON CU together with the MA concluded for the proposals received under this call on the following:

- All 4 proposals clearly met the eligibility criteria.

For the 6th call launched on 24 August 2010 the MC could only take a decision on the eligibility of proposals in its meeting on 1st - 2nd February 2011. Consequently, reporting on that will be included in the Annual Report 2011.

Also the Management and Capability check was implemented in the same way as presented under Priority 1.

The content evaluation sessions normally involved 4 evaluators per project. Each group of evaluators included one representative from the EC, two members of the ESPON MC or national experts nominated by the latter, and one representative of the stakeholder group behind each project. The evaluations were conducted in accordance with the Evaluation Manual available on the ESPON Intranet.

Each evaluator signed a declaration of no conflict of interest indicating any involvement as a partner in any of the proposals received. No case of conflict of interest was registered in any of the two evaluations of proposals.

Each proposal was evaluated in a two step procedure. As the first step, the anonymous Part B of each proposal was assessed independently by the evaluators. Evaluators each gave scores to the evaluation criteria stipulated in the Programme Manual, which was made available to all potential beneficiaries via the ESPON website. In the second step, the non-anonymous Part A of each proposal was assessed independently by the evaluators and scored according to the relevant evaluation criteria. In addition, concise and short written comments should be given by evaluators both, for each individual score and particularly at the end of each evaluation stage under “General remarks”.

At the following Consensus Meeting the evaluated proposals were compared and discussed by the evaluators who had assessed them. The scores of the individual evaluators were added for each proposal in a Consensus Report. The total score of each

proposal led to a ranking of the proposals, which was then discussed by the evaluators leading to a final agreement on the ranking of the individual proposals to be recommended to the MC. Remarks during the Consensus Meeting were noted.

Consensus was reached among evaluators on the best proposal respectively for both projects that had been subject of the evaluation.

The MC took a decision on the selection of proposals in its meeting on 1-2 February 2011. Consequently, reporting on that will be included in the Annual Report 2011.

In 2010 the following projects were ongoing under this priority:

- **CAEE – The case for agglomeration economies in Europe (Total budget: 200.000 €)**

This project will be an economically focused analysis of the impacts of urban agglomerations as key drivers of economic development within EU regions. The stakeholders behind are Manchester Enterprises Ltd. (Lead Stakeholder); Barcelona Provincial Council, Territorial Observatory of the Studies Department; Dublin Regional Authority, Regional Planning Guidelines, Dublin and Mid-East Regional Authorities; and Greater Lyon, Department for International Relations.

The project delivered a Draft Final Report on 30 April 2010 and a Final Report on 30 June 2010. The project delivered in the period from 15 November 2010 a polished version of the last report as well as the data and the maps. The LP of the project also gave a presentation at the ESPON Open Seminar on 9-10 June 2010. The Steering Committee involving the Transnational Project Group, the group of stakeholders and the ESPON CU met on 20 May 2010 in Lyon.

- **EUROISLANDS – The development of the islands – European islands and cohesion policy (Total budget: 250.000 €)**

The aim of the project is to deliver an appropriate reference work and a set of policy recommendations and strategic guidance to foster the sustainable development of the European islands within the framework of the Single Market, ensuring equal terms and opportunities with other non-handicapped regions. The stakeholders behind are Ministry of Economy & Finance, General Secretariat for Investments & Development, Special Service for Strategy, Planning & Evaluation of Development Programmes, Greece (Lead Stakeholder); Malta Environment and Planning Authority (MEPA), Malta; National Rural Development Agency (GBV), Sweden; Municipality of Gotland (GK), Sweden; Government of the Balearic Islands (CAIB), Spain; Department of Town Planning and Housing (DTPH), Cyprus; Regional Municipality of Bornholm, Department of Regional Development (RU BRK), Denmark; Ministry of Economic Development, Department for Development and Cohesion Policies (DPS), Italy; Autonomous Region of Sardinia, Department of EU and International Affairs (RAS), Italy; Saaremaa County Government, Department of Development and Planning (SCG), Estonia; The Government of Åland, Department for Administrative Affairs (AL), Finland.

A revised Interim Report was delivered on 1 March 2010 and a second revised version on 5 May 2010. In general terms this has been an ESPON project that required a lot of time from the ESPON CU in guiding, steering and reading the additionally revised reports delivered. The Draft Final Report was delivered on 10 September 2010 and a Steering Committee Meeting took place in Brussels on 24

September 2010, including a detailed discussion with the Lead Partner on the project outputs and additional efforts to make during the project implementation in order to achieve the results envisaged and required by the ESPON MC. In addition, a revised Draft Final Report was delivered on 10 December 2010.

- **METROBORDER – Cross-border polycentric metropolitan regions (Total budget: 250.000 €)**

This project addresses cross-border metropolitan regions in Europe in relation to the policy aim of polycentric development. It aims at identifying criteria, potentials and governance practices based on available ESPON evidence for polycentric cross-border metropolitan regions in Europe and proposing options for development strategies towards a multilevel approach for two case study regions (Upper Rhine Region and the Greater Region). The stakeholders behind are Federal Office for Spatial Development, ARE, Switzerland (Lead Stakeholder); Ministry of the Interior and for Spatial Planning, Directorate for Spatial Planning, Luxembourg; Interministerial delegation to the spatial planning and the competitiveness of the territories (DIACT), France; Federal Ministry of Transport, Building and Urban Affairs, Germany; Ministry of the Walloon Region, Directorate for Spatial Planning, Housing and Heritage, Belgium.

The project delivered on 28 February 2010 an Interim Report, on 31 October 2010 a Draft Final Report and on 31 December 2010 a Final Report. The LP of the project also gave presentations at the ESPON Open Seminar on 9-10 June 2010 and the ESPON Internal Seminar on 17-18 November 2010. The Steering Committee involving the Lead Partner, the group of stakeholders and the ESPON CU met on 10 March 2010 in Walferdange/Luxembourg and on 8 October 2010 in Paris. The Consultation Committee involving the Steering Committee and a wider group of stakeholders representing cross-border city-networks met on 11 March 2010 in Walferdange/Luxembourg.

- **SURE – Success for convergence regions' economies (Total budget: 200.000 €)**

This project focuses on the specific challenges of development of convergence regions within the EU. Despite the fact that these regions have been awarded with extensive funds, not all have taken advantage to the same extent and therefore are still unable to improve their socio-economic performance and competitiveness. Therefore this project seeks to understand why some convergence regions are unable to improve economic performance and competitiveness. It will do so by systematically comparing relevant factors for economic growth and by analysing successful cohesion projects over the last 15 years in convergence regions with both high and low growth rates. The stakeholders behind are Campania Region (Lead Stakeholder); Podlaskie Voivodship Marshal's Office, Poland; Fundacion Comunidad Valenciana - Region Europea, Spain; Region of East Macedonia – Thrace, Greece.

The project delivered a Draft Final Report on 9 April 2010 and a resubmission was requested by the ESPON CU. The Revised Draft Final Report was submitted on 24 June 2010. The Final Report was submitted on 26 August 2010.

During 2010 the LP gave presentations at the ESPON Open Seminar in Spain on 9-10 June 2010. The last SURE Steering Committee was held in Naples on 22 and 23 July 2010. During this meeting the project's development towards the submission of

the Final Report was discussed together with the dissemination activities that will be organised by the stakeholders following the submission of the Final Report.

- **SS-LR – Spatial scenarios: new tools for local-regional territories (Total budget: 180.000 €)**

The purpose of this project is to transfer, adapt and apply the same spatial scenarios' methodology used within the ESPON Project 3.2 at functional territorial scale, equal or lower than NUTS3. The methodology and instruments will be applied to the case of Barcelona Provincial Council (BPC). The outcome of this project should enable policy makers to draw up regional, social and economic territorial policies and development strategies for their territories. The stakeholders behind are Barcelona Provincial Council, Spain (Lead Stakeholder); Province of Torino, Italy; Department of the Hérault, France.

The project delivered a Draft Final Report on 30 April 2010 and a Final Report on 28 July 2010. During 2010 the LP gave presentations at the ESPON Open Seminar in Spain on 9-10 June 2010. In addition, the LP participated in two events organized by the Stakeholders on 4 and 5 May 2010 in Barcelona and the last Steering Committee on 11 June 2010 in Alcalá de Henares, back to back with the ESPON Open Seminar.

- **TeDi – Territorial Diversity (Total budget: 210.000 €)**

The overall objective of this project is to provide a better understanding of development processes in territories outside the Pentagon that are defined as insular, mountainous, sparsely populated or peripheral. The analysis aims particularly at highlighting how these territories may contribute to the achievement of overarching European objectives expressed in the Lisbon and Gothenburg Strategies. By focusing on a representative sample of such regions, the project will be drawing more general conclusions for territories subject to similar territorial specificities across Europe. The stakeholders behind are Ministry of Local Government and Regional Development, Norway (Lead Stakeholder); Ministry of Employment and Economy, Finland; Swiss Federal Office for Spatial Development ARE, Switzerland; Department of Town Planning and Housing, Ministry of the Interior, Cyprus; National Rural Development Agency, Sweden; Malta Environment & Planning Authority, Malta; Ministry for Development, Public Works and Housing, Romania.

The project delivered a Draft Final Report on 25 January 2010, a revised version of the Draft Final Report on 4 April 2010 and a Final Report on 12 May 2010. On 17-18 March 2010 a Steering Committee meeting took place in Cyprus at which occasion the stakeholders and the project expert of the ESPON CU gave feedback to the LP on the project's development and some guidance towards the revision of the draft final report and the wrap up towards the final report. The LP of the project also gave a presentation at the ESPON Open Seminar 9-10 June 2010. The research related parts of the contract were closed on 14 July 2010.

- **PURR – Potential of Rural Regions (Total budget: 209.605 €)**

The aim of the proposed study is to create and test new ways to explore the territorial potentials of some rural areas and small and medium-sized towns in peripheral parts of Europe around the North Sea, the Irish Sea and the Baltic Sea.

These places face problems such as ageing, migration, poor accessibility, restructuring of traditional industries and are further threatened by rising energy costs. However, they also possess some territorial assets related to their natural and cultural heritage and in the sense of identity that many have. The analysis will use ESPON results to benchmark the stakeholder regions in their European context and will develop and apply methodologies for identifying and realising territorial potentials in these places. The stakeholders behind are Notodden (NO), Cēsis (LV), North Yorkshire (UK), the Cambrian mountains of Wales (UK) and Dumfries and Galloway (UK).

The project delivered an Inception Report on 30 June 2010 and an Annex to it was delivered on 8 October 2010. The first Steering Committee meeting of the project took place in Brussels on 26 March 2010, coinciding with the kick-off meeting for the project. The LP presented preliminary results at the ESPON Internal Seminar in Liège on 17-18 November 2010.

- **TransMEC – Transnational Support Method for European Co-operation (Total budget: 150.000 €)**

The project shall develop a general method providing guidance on how ESPON results can add value to and/or present synergy with national and regional knowledge (e.g. data, trends, perspectives) in the development of tools to support territorial cooperation programmes in capitalisation and considerations on future strategic project development. The method shall be applied for the Northwest-Europe co-operation area.

The project delivered an Inception Report on 30 September 2010. The LP of the project also gave a presentation the ESPON Internal Seminar on 17-18 November 2010. The Steering Committee involving the Lead Partner, the group of stakeholders and the ESPON CU met on 17 August 2010 in Brussels. The Transnational Project Group and the ESPON CU met on 17 December 2010 in Brussels.

- **EATIA – ESPON and TIA (Total budget: 349.281 €)**

The EATIA project shall on the basis of earlier research on territorial impact assessment formulate proposals for applying territorial impact assessment in the territorial development and spatial planning policymaking contexts of Portugal, Slovenia and the United Kingdom.

The project shall (1) evaluate how the assessment of territorial impacts of European (sector) policies can be addressed within policymaking in EU Member States, (2) explore the concrete needs at national and regional level in terms of TIA and (3) indicate the possibilities for implementing TIA within EU Member States and creating a knowledge transfer on TIA to the regional and local level in the contexts of Portugal, Slovenia and the United Kingdom.

The Steering Committee involving the Lead Partner, the group of stakeholders and the ESPON CU met on 5 November 2010 in Brussels. The project will deliver an Inception Report on 31 January 2011.

- **ULYSSES – Using applied research results from ESPON as a yardstick for cross-border spatial development planning (Total budget: 209.605 €)**

ULYSSES is an experimental and innovative project supported by 18 European border and cross-border areas, which aims at using applied research results from

ESPON as a yardstick for decentralised cross-border spatial development planning. ULYSSES aims at achieving four overall objectives: a) raise the awareness among the involved stakeholders on the basic function / the practical utility of decentralised cross-border spatial development and to promote a more widespread use of ESPON research results for elaborating high-quality cross-border spatial development concepts; b) realise 6 multi-thematic territorial analyses for identified cross-border areas; c) promote the exchange of experience and best practice in the field of cross-border spatial development; d) promote a further application of targeted research results in the selected cross-border cooperation (CBC). The stakeholders behind this Targeted Analysis are the following: Région Alsace, Regio Basiliensis, Regional Planning Board of the Middle Upper Rhine (FR), Regional Planning Board of the Southern Upper Rhine, EUREGIO, Prefectural Authority of Drama-Kavala-Xanthi, Regional Council of North Karelia, Government of Navarra, Department of Housing and Spatial Planning, Regional Development and Spatial Planning Commission of Alentejo – Spatial Planning and Land Management Direction, General Direction of Urbanism and Spatial Planning, Ministry of Building, Regional Government of Extremadura, The Öresund Committee, Danube-Kris-Mures-Tisa Euroregion, City of Szczecin, EuRegio Salzburg-Berchtesgadener Land-Traunstein, Autonomous Region of Friuli Venezia Giulia, Working Community of the Pyrenees, PI Nemunas Euroregion Marijampole Bureau, Ems Dollart Region.

- **RISE – Identifying and exchanging best practices in developing Regional Integrated Strategies in Europe (Total budget: 350.000 €)**

The project will further develop our knowledge and understanding of regional integrated strategies (RIS) – of their emergence and of their operation – in Europe. It shall support policy makers to adjust their own approaches to regional strategy by gathering and analysing information about these RIS from the four case study regions, and from comparisons between these regions but also by providing them with a RIS-toolkit with integration indices, financial tools, monitoring and evaluating instruments.

The project started only in December 2010, leading to no further activities for 2010.

- **POLYCE – Metropolisation and Polycentric Development in Central Europe: Evidence Based Strategic Options (Total budget: 349.957,26 €)**

The POLYCE project addresses the polycentric network of metropolitan areas in the Danube Region carrying out a territorial analysis at both regional and city-level. The project focuses on the urban network of the Danube Macro Region in general and five capital cities in particular: Vienna, Prague, Budapest, Bratislava and Ljubljana. The project shall (1) study the characteristics of the polycentric system on regional and metropolitan level in order to identify competitive and cooperative aspects between the metropolises, (2) identify distinct characteristics and profiles of the involved metropolises, (3) analyse the strengths and weaknesses of the metropolises and assessing their development perspectives and potentials and (4) develop recommendations and strategies based on research findings.

The project will deliver an Inception Report on 31 January 2011.

- **TPM – Territorial Performance Monitoring (Total budget: 348 987.50 €)**

Territorial development at the regional level is becoming increasingly important for effectively addressing local and regional transformations as well as challenges at the European level. However, knowledge on the specific regional consequences of macro-challenges is limited and appropriate regional planning tools are rare. The Territorial Performance Monitoring (TPM) project focuses on European and global challenges with specific regional consequences: climate change, energy supply, demographic development and globalisation. The aim of this project is to establish knowledge on how territorial impacts of these macro challenges translate at the regional level and how to deal with these challenges effectively. It is considered important to share experiences and to exchange best practices that could be used to improve the effectiveness of how territorial strategies are implemented.

Following the project's kick-off meeting on 8 November 2010, the first Steering Committee meeting took place, involving representatives from the TPG, all stakeholders and the CU project expert. The project will deliver an Inception Report on 31 January 2011.

- **BEST – METROPOLISES – Best development conditions in European metropolises: Paris, Berlin, Warsaw (Total budget: 349.300,00 €)**

The project focuses on processes of urban development that many cities and regions in the EU currently experience. Emphasis is laid on comparing cities, thus enabling to identify similarities and common challenges in relation to the project's three main themes: living conditions, mobility and governance in the metropolitan context. The analysis will focus on the metropolitan areas of Berlin, Paris and Warsaw attempting to gather information and knowledge that can be used in the planning, development and management practice of metropolitan cities and areas.

On 2 December 2010 the first Steering Committee meeting took place in Brussels, giving the stakeholders, researchers and the project expert of the CU the opportunity to discuss the project and to agree upon a timetable for its implementation.

The project will deliver an Inception Report on 2 March 2011.

- **SEMIGRA – Selective Migration and Unbalanced Sex Ratio in Rural Regions (Total budget: 335 586.00 €)**

Many rural and economically weak regions in Europe are affected by demographic shrinkage and selective migration. The out-migration of young adults is regarded as both a cause and an indicator for economic and social fragility. Against this background the SEMIGRA project seeks to identify the main reasons and consequences of selective migration in rural regions. The aim of the project is to develop strategies for territorial development in order to deal with this topic and to stabilise demographic and social development.

On 20 and 21 December 2010 the stakeholders following the project and the TPG met to discuss the implementation of the project. The project will deliver an Inception Report on 2 March 2011.

Output Indicators	Initial Baseline	Final Target	Achievements			
			2007	2008	2009	2010
Number and types of actions realised & number of small / medium / large actions	0	30	0	6	6	8
Number of stakeholder / user consultations realised	0	3	0	1	1	0
Number of stakeholders / users contacted ²	0	300	0	164	297	297
Results Indicators	Initial Baseline	Final Target	Achievements			
			2007	2008	2009	2010
Number of stakeholders directly involved in the implementations of the actions ³	0	50	0	34	34	41
Number of themes, topics and experiments covered by actions realised	0	30	0	9	9	13
Number of types of specific territories covered by actions realised	0	20	0	9	9	10
Impact Indicators	Initial Baseline	Final Target	Achievements			
			2007	2008	2009	2010
Degree of analytical support provided by targeted actions to a co-operative tackling of territorial development challenges	NP	NP	NP	NP	NP	NP
Extent to which the outcomes of actions producing targeted analytical deliveries are cited in strategic publications at European, national and regional level	NP	NP	NP	NP	NP	NP

NI: Not implemented: The indicator is implemented, but not for the specific year.

NP: Not applicable: The indicator does not apply. It will never be implemented.

NA: Not available: The indicator is implemented but you don't know the values yet for the specific year.

² The 'number of stakeholders' indicated in this row is referring to the amount of stakeholders participating in an expression of interest, including non-approved. The amounts are added for the calls implemented.

³ In the previous Annual Reports the amount of 29 stakeholders was indicated for the years 2008 and 2009. This was a typing mistake which was corrected in this report.

Qualitative analysis

The implementation of targeted analyses generally works very smoothly and there is a good cooperation between the LPs, the CU project experts and the stakeholders behind the projects.

Ensuring the involvement of MC members or national experts nominated by the latter in evaluation sessions of proposals often proves to be a challenging exercise. It usually requires several rounds of requests towards the MC by email, during MC meetings and via direct contact to individual people to get sufficient numbers of MC representatives together for evaluation committees. Due to these difficulties, the originally foreseen rotating principle, i.e. involving as far as possible different MC members/national experts, is not always fully possible to implement. It would greatly facilitate the preparation of these evaluations with more active MC support in that respect.

Finally, at evaluation sessions the assessment of the management related criteria has often been considered by evaluators to be rather difficult. For instance, they found it almost impossible to judge if the procedures related to ERDF requirements were transparent (i.e. 2nd Management related criteria) as they did not have sufficient knowledge about these ERDF requirements. It might therefore be worthwhile considering if this part of the evaluation should not be left to the financial experts at the CU who assess all proposals received on the basis of these criteria anyway on behalf of the MA.

3.2.2. Significant problems encountered and measures taken to overcome them

The difficulties encountered in the targeted analysis EUROISLANDS during 2009 continued to persist throughout 2010 and required substantial dedication of the CU project expert to that project. The project's reports delivered during 2010 didn't meet the stakeholders' and the Programme's expectations. In order to overcome this situation the CU invested a considerable amount of time in contact and discussion with the lead stakeholder and the lead partner and requested various revised versions of reports delivered. A revised version of the Interim Report from 23 November 2009 was delivered on 1 March 2010 and a second revised version was submitted on 5 May 2010. The Draft Final Report was delivered on 10 September 2010 and deeply discussed at the 4th Steering Committee meeting, taking place on 24 September 2010 in Brussels. In general terms this report was not considered as being of sufficient quality so that improvements in relation to the analysis and conclusions presented were requested from the Lead Partner. This led to the submission of a revised version of the Draft Final Report on 11 December 2010 and a revision of the timetable related to this project.

In this process it is important to mention the efforts made by the Lead Stakeholder in providing support to the implementation of this project, particularly with experts that could help the Lead Partner in the analysis of the information and data collected and in the elaboration of the conclusions and policy recommendations.

3.3. Priority 3

3.3.1. Achievement of targets and analysis of the progress

Information on the physical and financial progress of the priority

Based on the evaluation of proposals for the project on "Territorial Indicators and Indices" that took place on 26 November 2009 in Esch-sur-Alzette, the Monitoring

Committee meeting on 16-17 February 2010 decided to follow the recommendation by the MA/CU and approved the project proposal “Indicators of Territorial Cohesion – INTERCO”. The INTERCO kick-off meeting took place on 5 May 2010 and was attended by the LP, the CU project expert, the back-up CU project expert, the director of the ESPON CU and a financial expert from the CU.

Further information on activities of this project during 2010 can be found further below in the section on the relevant projects.

The sixth Call for proposals for projects under Priority 3 concerning ESPON Database Phase II opened 24 August 2010 with the following specification:

Calls for proposals on "Scientific Platform and Tools" under Priority 3	Available Budget
3.1 Database II	1,300,000 €

The call closed on 19 October and only 1 proposal was received. The eligibility check was performed by the ESPON Coordination Unit on behalf of the Managing Authority. The eligibility procedure for proposals under Priority 3 is the same as presented under Priority 1.

On the basis of the first results of checks implemented by the ESPON CU it was concluded that there was no need to launch a process of correctable omission. Following the confirmation of legal status and solvency (in case of private applicant) by the relevant members of the MC ending the eligibility check, the ESPON CU together with the MA concluded that the proposal received clearly met the eligibility criteria.

Also the Management and Capability check was implemented in the same way as presented under Priority 1.

The evaluation session on the project proposal - M4D/Multidimensional Database Design and Development - took place on 1 December 2010 in Esch-sur-Alzette. The evaluation sessions involved 2 evaluators: representing 2 Member States from the ESPON Monitoring Committee.

The evaluation was conducted in accordance with the Evaluation Manual available on the ESPON Intranet. Each evaluator signed a declaration of no conflict of interest indicating any involvement as a partner in any of the proposals received. No case of conflict of interest was registered.

The proposal was evaluated in a two step procedure. As a first step, the anonymous Part B of each proposal was assessed independently by the evaluators. Evaluators each gave scores to the evaluation criteria stipulated in the Programme Manual, which was made available to all potential beneficiaries via the ESPON website. In a second step, the non-anonymous Part A of the proposal was assessed independently by the evaluators and scored according to the relevant evaluation criteria.

At the following Consensus Meeting the assessment made for the proposal was compared and discussed by the evaluators with the support of the moderator. The scores of the individual evaluators were summed up in a Consensus Report. Remarks during the Consensus Meeting were noted.

The evaluators agreed that the proposal was of good quality and recommended that the MC approve the project at its meeting on 1-2 February 2011. Consequently, reporting on that will be included in the Annual Report 2011.

Under Priority 3 the following project progress can be presented for 2010:

1. ESPON Database 2013 Project

Phase I (Total Budget: 1.300.000 €)

The ESPON Database 2013 Project aims at building a geo-referenced database system with data and information relevant for the ESPON projects and themes. The project has delivered the second Interim Report by February 2010 and the Draft Final Report by December 2010. In addition to the reports delivered the team has also produced technical reports on the various topics addressed by the project and which can serve as base information for other ESPON projects under Priority 1 and 2. Finally, the projects has developed and updated the application developed to store ESPON data, the ESPON 2013 Database, which is available online on the ESPON website. Finally, some individual tools, such as the OLAP cube (that allows the integration of grid and statistical data) were developed in the framework of this project and presented in both ESPON seminars taking place during 2010. The final deliveries of this ESPON project are expected by early 2011.

2. Territorial Indicators / Indices and Tools

2a. Territorial Indicators (Budget: 400.000 €)

The project “INTERCO – Indicators on Territorial Cohesion” aims at developing a set of indicators and indices that could be used to support policy makers in measuring and monitoring territorial cohesion related to European territorial development. The project has delivered their Inception Report on 31 August 2010. The project has organised a workshop for the MC members during the MC meeting on 15-16 November 2010 to discuss the different storylines about territorial cohesion with regard to their policy relevance. The project has also organised two workshops at the internal seminar in Liège, Belgium on 17-18 November 2010. The first workshop aimed to investigate measurable storylines for territorial cohesion and the second workshop aimed to link ESPON indicators to various dimensions of territorial cohesion.

2b. Tools

2b.2008 Tools – 2008 (MA led project 3.2b-2008) (Total Budget: 75.000 €)

Typology Compilation (Budget: 75.000 €)

This action aims at defining and compiling a set of operational regional typologies that can reflect the types of territories being of particular concern for policy makers in Europe. The final report was delivered on 29 January 2010. The service provider has presented and debated this final report with the MC members at the MC meeting on 16-17 February 2010 showing the purpose and use of ESPON Typology Compilation.

2b.2009 Tools – 2009 (MA led project 3.2b-2009) (Total Budget: 300.000 €)

HyperAtlas Update (Budget: 75.000 €)

This action aims at further developing the ESPON HyperAtlas tool which has been initially elaborated for ESPON 2006. The HyperAtlas makes it possible to analyse and visualise spatial phenomena taking into account three different levels: European, medium and local. This tool will be updated by implementing the following new functionalities: a web-version of the ESPON HyperAtlas, a time dimension, extension of “area and zoning”, new contexts for deviation, integration of spatial economic analysis methods, a data integration tool, new and updated HYP-files and a survey on future improvements. The service provider has delivered an Interim Delivery on 31 August 2010 and a Draft Final Delivery on 31 December 2010. The service provider has presented a draft version of the updated ESPON HyperAtlas tool at the internal seminar in Liège, Belgium on 17-18 November 2010.

Data Navigator Update (Budget: 75.000 €)

This action aims to update the existing ESPON Data Navigator in order to support the search for relevant territorial data and maps across Europe in an enlarged European Union and, in particular, to ensure the full coverage of all countries participating in the ESPON 2013 Programme. As no service was implemented during 2010, no report can be given in this respect except for the targets set out in the Operational Programme.

Online Map Making Tool (Budget: 75.000 €)

This action aims to develop a tool with which one can present data, available in the ESPON Database, in a map. Due to the large data-inter-linkages between this tool and the “ESPON Database Project Phase II”, the development of this tool seemed more adequate after the starting of this project and in a more consolidated phase of the ESPON Database. Therefore, this tool was not implemented during 2010.

Cartographic Language (Budget: 75.000 €)

This action aims at developing a modern cartographic language for European territorial science. A Terms of Reference for the project was foreseen to be elaborated during 2010, but was rescheduled to 2011 in order to capitalise on the various examples and cases developed at project level within ESPON 2013 Projects.

2b.2010 Tools – 2010 (MA led project 3.2b-2010) (Total Budget: 300.000 €)

Online MapFinder (Budget: 50.000 €)

This action aims to allow users to access a set of most relevant ESPON maps resulting for ESPON projects and reports in a user-friendly way. A Terms of Reference for the IT part of this action has been elaborated during 2010 and will be published in the beginning of 2011. A Terms of Reference for the content part of the Online MapFinder, the maps, will be elaborated during 2011.

3. Territorial Monitoring System and Reports (Total Budget: 600.000 €)

As the project is planned to be implemented in 2011, no report can be given in this respect except for the targets set out in the Operational Programme. In particular this ESPON project is envisaged to be included in a call planned by early 2011. The ESPON CU has during 2010 drafted Project Specifications on this topic and discussed it with the ESPON Concertation and Monitoring Committees.

4. Targeted Actions for Update of Indicators and Maps

4.2009 Targeted Actions for Update of Indicators and Maps - 2009 (MA led project 3.4-2009) (Total Budget: 50.000 €)

Update of Economic Lisbon Indicators Map (Budget: 20.000 €)

The project aims at updating the maps and data on “Lisbon Performance” of the ESPON 2006 Programme based on recent data available. The services requested covered data collection, map updating / recreation and territorial dynamics / trends analysis. The deliveries provided were timely delivered by 15/11/2009 and considered of high quality. However they did not cover all the points mentioned in the Terms of Reference. Therefore, based in the assessment made by the ESPON CU and in particular with regard to the Terms of Reference, the service provider was requested to submit a revised version, which was delivered by 31 January 2010.

Update of Telecommunication and IT-Roll-Out Map (Budget: 15.000 €)

This action aims at updating the map “Telecommunication and IT-rollout” of the ESPON 2006 Programme based on recent data available. The services requested cover data collection, map updating / recreation and territorial dynamics / trends analysis. The service provider has delivered a final report, including maps and data, on 30 November 2010. The deliveries did not cover all points mentioned in the Terms of Reference. Therefore the service provider was requested to submit a revised version of the deliveries by 25 February 2011.

Update of creative Workforce as Bearer of Innovation Map (Budget: 15.000 €)

The project aims at updating the map “Cultural and creative professions and GDP per capita” of the ESPON 2006 Programme based on recent data available. The services requested covered data collection, map updating / recreation and territorial dynamics / trends analysis. Considering that the MA led projects were redefined in order to have a more strategic approach on the various actions until the end of the Programme period, this action was rescheduled to beginning of 2011.

Output Indicators	Initial Baseline	Final Target	Achievements			
			2007	2008	2009	2010
Number of actions realised	0	20	0	6	6	9
Number of new, updated and improved tools, models, methodologies developed	0	15	0	2	2	2
Number of territorial indicators defined	0	10	0	0	0	0
Number of periodic territorial monitoring reports published	0	3	0	0	0	0

Results Indicators ⁴	Initial Baseline	Final Target	Achievements			
			2007	2008	2009	2010
Number of downloads for support of data and tools (from the ESPON website) and geographical spread of users	0	2000	0	208483 ⁵	251455 ⁶	235072 ⁷
Number of downloads for territorial monitoring reports (from the ESPON website) and geographical spread of users	0	500	0	208483 ⁸	251455 ⁹	235072 ¹⁰
Impact Indicators	Initial Baseline	Final Target	Achievements			
			2007	2008	2009	2010
Degree of usefulness (expressed for the different Scientific Platform components) in the context of ESPON applied research actions and policy development processes (with levels: high, medium, low).	NP	NP	NP	NP	NP	NP
Number of ESPON-external documents making reference to ESPON data, tools or reproducing ESPON maps	0	100	0	4	9	9 ¹¹

NI: Not implemented: The indicator is implemented, but not for the specific year.

NP: Not applicable: The indicator does not apply. It will never be implemented.

NA: Not available: The indicator is implemented but you don't know the values yet for the specific year.

⁴ Since the ESPON CU does not have the specific data for the number of downloads of data and tools / territorial monitoring reports, the figure presented refers to the total number of website hits per year.

⁵ This figure presents the number of web site visits in 2008.

⁶ This figure presents the number of web site visits in 2009.

⁷ This figure presents the number of web site visits in 2010.

⁸ This figure presents the number of web site visits in 2008.

⁹ This figure presents the number of web site visits in 2009.

¹⁰ This figure presents the number of web site visits in 2010.

¹¹ At least the following external documents / publications have been monitored during 2010:

- The Karelian Institute at the University of Eastern Finland: “ESPONin ytimessä ja ympärillä” (In and around the core of ESPON).
- European Commission: “Fifth Cohesion Report”.
- “Sustainable Development of the Built Environment”.
- DATAR: “Territoires 2040”.
- Annales de géographie.
- “Scenario planning guidelines”.
- UMR - Géographie cites.
- “Cross-Border Cooperation Portugal-Spain and Sweden-Norway”.

Qualitative analysis

In general the number of activities carried out under this Priority was less than initially planned, mainly due to the shortage of sufficient staff resources in the ESPON CU. Despite this fact the results obtained within the different projects mentioned above were considered of good quality and cover all the requested services included in the contractual obligations. In particular it ensures continuity and comparison with the work done within ESPON 2006 on the different topics and provides a solid basis for the continuation of the ESPON analysis and activities. The different projects were developed with great engagement and in reliable ways.

In addition, as previous year, ensuring the involvement of MC members or national experts nominated by the latter in the evaluation session of the received proposals proved to be a very challenging exercise. It required several rounds of requests among the MC by email, during MC meetings and via direct contact to individual people to bring together sufficient numbers of MC representatives for the evaluation committees.

3.3.2. Significant problems encountered and measures taken to overcome them

Lack of sufficient staff resources in the CU made it impossible to implement the actions for Data Navigator Updating and Cartographic Language. This led to a delay in the implementation of the actions which are now to be foreseen delivered in 2012. The development of the Online Mapping Tool was considered more appropriate in another way which led to a delay in the delivery of this activity. At the moment this tool is being implemented via a Call for proposals. Concerning the Online MapFinder the MC decided on a shift of work foreseen for CU to an external service provider. This change of plan led to an enlargement of budget, an additional procurement procedure and a small delay in the activity.

3.4. Priority 4

3.4.1. Achievement of targets and analysis of the progress

Information on the physical and financial progress of the priority

Four procurement procedures were carried out during 2009 resulting in frame contracts with service providers concerning “Corporate ID and Layout” and “Printing” (4.1a), “Capitalisation Strategy and Media Bureau” (4.1b), and “ESPON Website” (4.1c), which all were running during 2010. Further information on the activities of these projects during 2010 can be found below in the section on the project.

The first Call for Transnational Networking Activities by the ESPON Contact Point network was launched in September 2009 as part of the 4th ESPON Call for proposals. Based on the eligibility check and evaluation session carried out in December, the MC concluded in its meeting on 16-17 February 2010 that

- 2 proposals clearly met the eligibility criteria;
- 3 proposals clearly failed to meet the eligibility criteria.

The MC decided to approve the two eligible proposals. Following this decision, the kick-off meetings for these projects took place, which were attended by representatives of the LP, the CU project expert and a financial expert from the CU. The following table provides an overview on the projects that were kicked-off in the first half of 2010:

Project	Date of kick-off meeting	Location
INTERSTRAT - ESPON in integrated territorial development strategies	1 April 2010	Esch-sur-Alzette
NORBA - Nordic-Baltic dialogues on Transnational Perspectives in Spatial Planning	12 April 2010	Esch-sur-Alzette

Further information on activities of these projects during 2010 year can be found further below in the section on the relevant projects.

The second call for Transnational Networking Activities by the ESPON Contact Point network, as part of the 5th ESPON Call for proposals, opened on 3 May 2010 and resulted in submission of three proposals.

The eligibility procedure for proposals under Priority 4 is the same as presented under Priority 1. The eligibility checks were performed by the ESPON Coordination Unit on behalf of the Managing Authority. Confirmation of solvency on the three proposals was not needed as no ECP with the legal status of a private partner participated. On the basis of the first results of checks implemented by the ESPON CU, correctable omission was launched for 1 proposal in order to complete the application.

Following the confirmation of legal status by the relevant members of the MC and the conclusion of the correctable omission process ending the eligibility check, the ESPON Coordination Unit together with the MA concluded that all three proposals met the eligibility criteria. The Management and Capability check was implemented in the same way as presented under Priority 1.

The evaluation of the proposals took place on 29 July 2010 in Esch-sur-Alzette, in which each proposal was assessed independently by the evaluators and scored according to the relevant evaluation criteria stipulated in the Programme Manual and Application Pack submitted for the call, which had been made available to all potential beneficiaries via the ESPON Website and at an Info Day on 18 May 2010 in Bruxelles. In addition to the scoring, written comments were given by evaluators.

At the following Consensus Meeting the evaluated proposals were compared and discussed by the evaluators who had assessed them. The scores of the individual evaluators were added for each proposal in a Consensus Report. The total score of each proposal led to a ranking of applications, which was then discussed by the evaluators leading to a final agreement on the aggregated ranking.

The evaluation resulted in the following main conclusion and recommendation to the Monitoring Committee:

1. Approve the proposals CaDEC and SCALES with a proposed budget of €525.000 respectively €337.000.
2. Decline to approve the project proposal ESPONTrain due to lack of budget within this call, and encourage the TPG to participate in the last Call for Proposals within the ESPON 2013 Programme on Transnational Networking Activities due for January 2011.

At its meeting on 30 September 2010, the Monitoring Committee, decided to approve the first point, but to postpone a decision on the project proposal ESPONTrain and

requesting the MA/CU to investigate further with legal expertise on the possibilities of raising the total budget for the entire call or downscaling the project proposal submitted for the call for proposals, while finding out the position of the ECP TPG behind the ESPONTrain proposal for adapting the proposal to the budgetary possibility by reducing the number of topics included in the training and e-learning.

As the possibility to raising the budget was legally unfeasible, the MA/CU approached the ECP Lead Partner to find out whether it would be feasible to adjust the project to the remaining amount available within the call. This was agreed by the Lead Partner and the other project partners.

However, at the Monitoring Committee meeting on 15-16 November 2010, the MA/CU raised a number of pre-conditions for approval of the reduced proposal, which resulted in the decision to approve the ESPONTrain within the available budget of 437,000 € under the condition that an amended proposal was presented taking into account the MC discussion. The ECP Lead Partner and the CU proceeded to finalise an amended proposal in December, which was submitted in January 2011.

Due to the prolonged process of approval, only one of the new Transnational Networking Activities could be kicked-off in 2010:

Project	Date of kick-off meeting	Location
CaDEC- Capitalisation and Dissemination of ESPON concepts	7 December 2010	Esch-sur-Alzette

Consequently, reporting on this project will be included in the Annual Report 2011.

Including the projects that were kicked off (see table above), the following projects were ongoing under this priority in 2010:

1. Media and Publications

1a. 2008 Publication and Design – (MA led project 4.1a-2008) (Total Budget: 520.000 €)

ESPON Corporate Identity and Lay-Out (Budget: 250.000)

A service contract was signed in 2009 with BeeMedia, Vienna, Austria, which will last until April 2012. Following the requirements expressed by the ESPON CU on the Terms of Reference, an update of the ESPON Corporate Identity was carried out and a Corporate Identity Manual was delivered in January 2010. The ESPON CU agreed on an array of different elements to be included in the manual such as logos, templates for programmes, brochures, badges, power point etc.

A brief manual for the implementation of the Corporate Identity together with templates for the cover pages of the projects were delivered at a later stage. This manual was further developed by the ESPON CU and included as a chapter in guidance papers for Transnational Project Groups, Member and Partner States and Transnational Networking Activities. The chapter explains how to use ESPON results in order to keep in line with the ESPON Corporate Identity. These guidance papers were presented during the Open Seminar in Madrid, in June 2010.

The ESPON Corporate Identity has been used by the ESPON CU on programmes and badges for seminars and workshops, letters to successful and unsuccessful applicants of ESPON calls, power point presentations, cover pages for final reports of ESPON projects etc. Lastly, the ESPON Corporate Identity has been consistently applied on the ESPON publications which came out during 2010: Territorial Observation 3, Synthesis Report and Scientific Report.

Publications (Budget: 100.000 €)

Territorial Observation No. 3

Territorial Observation No. 3 was published in September 2010 and focuses on territorial aspects of the Lisbon and the Europe 2020 strategies by comparing the position and trends of regions around Europe on related indicators. The results reveal the diversity of regions from a European perspective, benchmarking the individual regions on a number of issues relevant for their development, such as unemployment rate, R&D expenditure, share of highly educated citizens in the labour force and a composite index including the economic indicators used for measuring performance in relation to the Lisbon Strategy. The publication was prepared in-house by the CU. Layout and printing was done by the respective contracted service providers.

First ESPON 2013 Synthesis Report

The First ESPON 2013 Synthesis Report “New Evidence on Smart, Sustainable and Inclusive Territories” was published in October 2010 and presents a synthesis of results from the major Applied Research projects undertaken by the ESPON 2013 Programme. The report aims at contributing with territorial dimensions of the Europe 2020 Strategy and providing evidence that can support policy development at all levels, from European to regional/local. It also includes examples from Targeted Analyses delivered to stakeholders supporting the use of results by Member States, regions and cities. The publication was prepared by external experts as well as for language check based on Calls for Tender carried out in March 2010 respectively July 2010. Layout and printing was done by the respective contracted service providers.

First ESPON 2013 Scientific Report

The First ESPON 2013 Scientific Report was published in December 2010 and is based on three scientific papers on the ESPON projects ReRisk, FOCI and EDORA that were presented at the RSA Annual International Conference in June 2010. The report presents the methodologies used within the projects to explore comparative advantages and develop concepts, indicators, typologies and European maps on territorial development, competitiveness and cohesion through a dialogue among researchers, practitioners and policy makers. The contributions address the importance of metropolitan agglomeration, the potentials of rural areas and the territorial impacts and opportunities for the production of renewable energy sources. They reinforce the importance of territorial diversity of the EU and the variety of potentials for economic growth that exist in different regions of Europe.

The publication was prepared by three external scientific experts and one external expert for the editing based on Calls for Tender carried out in June 2010. Layout and printing was done by the respective contracted service providers.

Printing (Budget: 150.000 €)

Based on the frame contract for Printing awarded in December 2009, the CU has worked closely the service provider throughout the period on a variety of demanding printing activities involving different materials and publications. This includes (indicating number copies):

ESPON Publication Series

- ESPON Territorial Observations 1, Copies: 4,000
- ESPON Territorial Observations 2, Copies: 4,000
- Malmoe Report, Copies: 1,400
- ESPON Territorial Observations 3, Copies: 4,000
- ESPON Synthesis Report, Copies: 10,000
- Project Overview, Copies: 500
- ESPON Scientific Report (Delivered on January 2011), Copies: 3,000

ESPON print material and collaterals

- Stationary/ Memos-Notes, Copies: 2,000
- Presentation material/Application Packages Priority 1, 2 and 4 and Operational Programme, Copies: 250 + 250 + 250 + 100
- Maps/ Map of the Month March, Copies: 300
- Press Release Seminar Spain EN version, Copies: 300
- Press Release Seminar Spain ES version, Copies: 300
- Seminar Spain Programme, Copies: 300
- Business card, Copies: 550
- Event Programme Info Day, Copies: 100
- Application Packages P2, P3, Copies: 110 + 110
- Liege Seminar Programme, Copies: 200

Sending (Budget 20.000 €)

When appropriate, sending has been carried directly by the service provider for Printing, including the ESPON Synthesis Report, to 33 destinations in 31 countries and to the Inforegio Service EC DG Regio Brussels. However quite a large part of the Sending has been taken care of in-house by the CU, either as direct sending or by using postal services.

1b.2009 Capitalisation Strategy and Media Bureau – 2009 (MA led project 4.1b-2009) (Budget: 400.000 €)

In 2010 ESPON's capitalisation activities continued to be guided by the objectives of increasing the visibility and understanding of ESPON's work by taking into account changes in the communications landscape, growth in ESPON's output (a number of project reached the stage of delivering the final report and new publications were released), and developments in the ESPON's external relationships and networks.

In terms of visibility the following activities are of relevance:

- Promotion of the publication Territorial Observation No 3 “Trends in Economic Performance of European Regions” published in September 2010. The publication has been promoted widely (digital version at the ESPON website, special article in the ESPON Newsletter, article in the newsletter of the European Parliament Committee on Regional Development, announcement at the ESPON social media tools, more than 3.000 hard copies distributed directly to policy makers, EU Institutions, opinion leaders, scientific community, regional offices in Brussels and disseminated at events such as Open Days, Territorial Agenda Conference, Conference 20 Years of Territorial Cooperation)
- Promotional Strategy for the publication First ESPON 2013 Synthesis Report released in October 2010. The report was launched on 23 October, 10,000 copies were printed and nearly 7.000 copies distributed directly to policy makers, EU Institutions, opinion leaders, scientific community, regional offices in Brussels and disseminated at events as well as on demand.

The report was published on the ESPON website and promoted through a direct mailing campaign towards relevant target groups (including EC Representations to Member States, EU Delegations all over the world, Europe Direct Centers). ESPON social media tools were also fed with the news.

The campaign also included a launch event which took place in Brussels at the Permanent Representation of Luxembourg to the EU at the presence of the General Director of the EC Dg Regio and representatives of the Permanent Representations and Missions to the EU. Representatives of international and local press were invited as well.

To inform the press about the publication and content of the Synthesis Report, the CU drafted a press release which was distributed to the media with the aim of generating media coverage of ESPON’s activities throughout Europe.

With the cooperation of the DG Regio an article was published at the Inforegio website in 6 EU languages.

Following this intensive campaign, the CU collected a good coverage of the report.

- Dissemination of the publications “Regional Use of ESPON Knowledge” Working Paper from the internal ESPON Seminar on December 2009 in Malmö released in April, “ESPO Evidence for Regional Policy-Making, Contributing to the Europe 2020 Strategy. Report from the Open ESPON Seminar in Spain” published in September and “Project Overview” presenting the ongoing ESPON 2013 projects by October 2010.
- Promotion of Maps of the Month, new ESPON website, ESPON social media tools, Reports from projects, events, official visits at the CU (Claude Wiseler, Minister of Sustainable Development and Infrastructures of Luxembourg) and so on.
- A high volume of content was published on the ESPON website (around 50 new reports, publications, news, events, presentations and so on).

- The ESPON CU continued to raise awareness of ESPON's evidence through proactive media work: ESPON's outputs were supported by press releases and web article (i.e. "Territorial Cooperation in a Global Context" highlighting the findings of ESPON's report "Europe in the World" as well as the reasons behind ESPON's new project on continental structures and flows under the theme of globalization, published at the Interact newsletter in April).

The ESPON activities received wide coverage across Europe, with several articles published on websites and publications.

In addition to the activities implemented by the ESPON Coordination Unit, a Call for Tender on "Capitalisation Strategy and Media Bureau" was launched on November 2009, which resulted in a service contract with Media Consulta in May 2010. The object of this contract is the "Capitalisation Strategy and Media Bureau for the ESPON 2013 Programme".

The contract is due to be executed as follows:

- Delivery of the Proposal on Capitalisation Strategy including realistic aims to the capitalisation of results in relation to the different action under Priority 4 and to the target groups indicated in point 4.1
- Definition of an Action Plan 2010-2015 for the ESPON Capitalisation Strategy, including a realistic number of concrete actions to implement during the period.
- Proposal for support envisaged in implementing the capitalisation and carrying through of dissemination activities and media actions by a media bureau.

The Capitalisation strategy and the Action Plan were developed in three steps (Draft Proposal, Draft Final Proposal and Final Capitalisation Strategy) and the service provider was invited to present the final Capitalisation Strategy at the MC Meeting on 30 September 2010.

At the meeting the consultant presented the strategy and actions. Examples of potential capitalisation activities were shown. The CU reminded the MC that the strategy and its implementation were deliberately made flexible in order to be adapted to the situation in terms of policy development and results coming from ESPON projects.

The MC decided that the exact actions will be part of yearly Capitalisation Plans to be included in the annual Work Plans for the implementation of the ESPON 2013 Programme.

The MC adopted the "Capitalisation Strategy and Action Plan (2010 – 2015)" as framework document and agreed on starting/implementing some capitalisation actions proposed in 2010 such as the promotion of the First ESPON Synthesis Report, the production of the ESPON Promotional Brochure, the preparation of a script for the first ESPON Video clip. All these actions were implemented with services upon request.

The first service was addressed on 12 October 2010 when the service provider was requested to deliver the following:

1. Text for the ESPON brochure
2. Production of the first video clip

3. Inviting Brussels based journalists to join the event on 27/10/2010 aimed at promoting the First ESPON 2013 Synthesis Report.

By end 2010 the service provider has delivered the following:

- Text for the ESPON brochure (by 25 October 2010, Draft version of the ESPON Brochure; by 11 November, draft version of part 1 introducing ESPON)
- Production of the first video clip (by 25 October 2010, first proposal of storyboard following the CU Briefing; by 8 December 2010, updated concept for the video following the MC Comments at the meeting on 16 and 17 November)
- Inviting Brussels based journalists to join the event on 27/10/2010 aimed at promoting the First ESPON 2013 Synthesis Report (by 15 October 2010, draft press invitation and list of Brussels based international media; by 18 October 2010, list of Brussels local media and updated international media list; by 21 October 2010, updated lists).

These actions will be finalised during 2011.

1c. 2008 Website – (MA led project 4.1c-2008) (Budget: 75.000 €)

A service provider has been contracted in 2009 to implement, further develop, adapt and host the ESPON 2013 Website and to provide technical support for IT media and software, including the hosting of the various tools developed in the framework and for the ESPON programme. In February 2010 the service provider made it possible to launch the new ESPON 2013 website on one of their servers and hosts the website. In the months following the launch, the service provider carried out various further improvements of the ESPON website, such as the Map of the Month, integrating social media icons and the ESPON 2013 Database. In November 2010 the service provider migrated the PMSS to one of their servers and hosts this system.

2. European Seminars and Workshops

2.2010 European Seminars and Workshops – 2010 (MA led project 4.2-2010) (140,000 €)

Open Seminar, Alcalá de Henares (Spain), 9-10 June 2010 (Budget: 40.000 €)

The ESPON Open Seminar, “ESPON Evidence for Regional Policy-Making” - Contributing to the Europe 2020 Strategy” took place in Alcalá de Henares (Spain), 9-10 June 2010 (Budget: 40.000 €). The purpose of this ESPON seminar was three-fold: nourishing the necessary discussion and understanding of the territorial dimension of the new Europe 2020 Strategy; demonstrating the added value and suggest practical use of European wide ESPON knowledge in policy making, particular at regional level; and discussing best practices and room for improvements in disseminating and communicating ESPON project results to policy makers ranging from local/regional level to European level. In addition to that, it the audience also has been informed about key messages the final ESPON projects have delivered to regional policy makers and stakeholders and about the new ESPON projects and selected expressions of interest that will lead in to ESPON projects during 2010. In total more than 200 participants attended the seminar.

Workshops at the Open Days, 5 and 6 October 2010 in Brussels

ESPON had two workshops during the Open Days in Brussels. The first workshop “Cooperation: the benefits of cooperating across internal and external borders” was related to Priority 1/Applied Research and featured four of the new ESPON 2013 applied research projects that highlight the regional or territorial dimension. The second workshop “ESPON provides regions with targeted analysis” was dedicated to Priority 2/Targeted Analyses and provided an overview of the analyses that regions and Member States have requested ESPON to undertake. For each workshop around 60-70 participants were present.

ESPON Workshop “Managing Time-Series and Estimating Missing Values”

This workshop replaced the originally planned on “Applying the ESPON Scientific Platform / Tools by ESPON Projects“, and was held on 6 May 2010 at ESPON CU in Esch-sur-Alzette. The workshop was arranged in close cooperation with the University Paris 7 - UMS RIATE, the Lead Partner of the ESPON 2013 Database Project. It was run as a technical workshop focusing on the ESPON Database and discussed two main topics: management of time series and estimation of missing values. The sessions included a presentation of the latest version and structure of the ESPON 2013 Database, as well as practical examples related to time-series. The workshop gathered 33 participants.

Workshops at RSA Annual Conference

Three ESPON sessions were organised at the RSA Annual International Conference 2010 at 24-26 May 2010 in Pécs, Hungary. The three ESPON sessions were organised linked to the ESPON projects FOCI, EDORA and ReRisk. The aim of these ESPON sessions was to present and discuss the content and results of three ESPON projects with policy makers, practitioners and the scientific community and as such to support the dissemination and ownership of ESPON results and enhance a more widespread take-up of ESPON results by scientific activities outside of ESPON. The three LP of the ESPON projects were contracts as external experts to prepare and present their work at the Conference. In total 44 participants attended the three ESPON sessions.

ESPON Workshop on “Rural Regions in Europe: Territorial Potentials and main Challenges”

This workshop replaced the originally planned on “Territorial Impact Assessment” and was held on 15 December in Luxembourg. The workshop aimed at enhancing the understanding of the diversity of Rural Areas across Europe and to explore how different approaches to rural areas can be used to support policymakers in setting policy actions for their territories. It departed from work developed by ESPON and DG REGIO focused on methods and typologies, trends and future challenges and opportunities for development, including some practical examples, as well as policy use and main expectations. The workshop gathered 20 participants representing policymakers, practitioners and scientists working in the field of territorial cohesion.

3. Transnational Networking Activities

INTERSTRAT - ESPON in integrated territorial development strategies

Budget: 881,973 €

Under the 4th Call for Proposals which was launched on 16 September 2009 and included in the first Call for Transnational Networking Activities by the ESPON Contact Point network, at its meeting on 16 and 17 February 2010 the Monitoring Committee approved among others the project INTERSTRAT.

The aim of this project is to encourage and facilitate the use of ESPON findings in the creation and monitoring of integrated territorial development strategies and to support transnational learning about the actual and potential contribution of ESPON to integrated policy-making.

Its focus is active learning, using ESPON analysis and related data in the development of integrated territorial development strategies at all levels of decision-making. It aims to maximise transnational cooperation that recognises the importance of working with the diversity of institutional practice and regional potentials that characterises European territories.

Main results in terms of capitalisation will be:

- To encourage and facilitate the use of ESPON findings in the creation and monitoring of Integrated Territorial Development Strategies (ITDS) and to support transnational learning about the actual and potential contribution of ESPON to integrated policy-making.
- To facilitate transnational exchange of experience, concepts and data about the development, implementation and monitoring of integrated territorial strategies in the context of the ESPON Programme.
- To developing and applying a transnational approach to active knowledge-transfer between ESPON scientists and policy makers and practitioners from the participating countries within ESPON.
- To stimulate interest from practitioners and stakeholders for targeted analytical deliveries under Priority 2 of the ESPON 2013 Programme.
- To explore the usefulness of ESPON findings in the development of ITDS.
- To support transnational interest in the preparation of ITDS, that can contribute to competitiveness and cohesion through development of Europe's regions.

Main activities envisaged are:

- Transnational sharing of practice in engaging of ITDS practitioners in the ESPON programme through national engagement strategies that reflect the capacities of each ECP and their national context.
- Innovative and cost-effective use of a web-platform, linked to the ESPON Programme website, in engaging stakeholders and supporting transnational learning.
- The targeted design of dissemination material based on transnational learning around the capitalisation of ESPON in integrated territorial development strategies.

- Interactive events held in each partner nation, exploring ITDS in the ESPON context, which will aim to deliver, in the appropriate national language, learning material developed through transnational co-operation within the project.
- Transnational networking to share of experiences on the role of ECPs as a link between ESPON and the national and regional users of ESPON.

The activities carried out in 2010 included:

- First project Steering Committee meeting in June.
- Blunder checking of 4 draft final reports.
- Workshop 1 and 2 in June 2010
- Partners agreement on transnational template for engagement strategies
- Tendering and appointment of external expert.

The first Activity Report was delivered in October 2010

NORBA - Nordic-Baltic dialogues on Transnational Perspectives in Spatial Planning

Budget: €319.053, 00

Under the 4th Call for Proposals which was launched on 16 September 2009 and included the first Call for Transnational Networking Activities by the ESPON Contact Point network, at its meeting on 16 and 17 February 2010 the Monitoring Committee approved among others the project NORBA.

The kick-off meeting with the Lead Partner University of Eastern Finland / Karelian Institute, took place on 12 April 2010 and the contract was signed on July.

The aim of this project is to facilitate transnational dialogues on spatial planning between policy makers and practitioners, scientists and young academics and students in the Nordic-Baltic countries. Cooperation with Nordic and Baltic organisations dealing with spatial planning issues and territorial cohesion, Vision and Strategies in the Baltic Sea Region (VASAB) and the Nordic Section of the Regional Science Association, is seen as a means of contributing to the formation of a Nordic-Baltic community on transnational planning issues. Partners of NORBA are the ECPs in Finland, Estonia, Iceland, Latvia, Norway and Sweden.

In terms of capitalization, the main results envisaged are:

- Dissemination, capitalization and awareness rising of ESPON results and its implications for the Nordic-Baltic region.
- Transnational dialogues on spatial planning between policy makers and practitioners, scientists and young academics and students in the Nordic-Baltic countries.
- Mutual learning process between the Nordic-Baltic region and ESPON.
- Contribution to the ability of national and regional policy-makers as well as researchers to position their own regions, macro-regions, national territories in a European (ESPON) context.
- Contribution to the discussion and debate around the EU Strategy for the Baltic Sea Region.

- Trans-generational dialogue by engaging with young researchers and students that are active in the spatial and territorial development policy field.

The main activities envisaged are:

- Project Website
- Conference in Stockholm, February 2011, "Transnational perspectives on spatial planning. Experiences from the Nordic-Baltic countries".
- Student session in Copenhagen, June 2011. Title: Young academic forum on cities and regions in a European context.
- Scientific seminar, autumn 2011. Title: Territorial cohesion in Nordic-Baltic and European perspectives.
- Conference, title: European cities and regions compared. International dialogue on spatial planning.

During 2010 the work carried out by the TPG concerned the administrative and content-related tasks necessary for the start-up of the project.

The main administrative tasks achieved in 2010:

- Kick-off meeting in Luxembourg, April
- Partnership agreement process completed in July
- Preparatory project meeting with partners in June and September

The main content-related tasks achieved in 2010:

- Compiling four blunder checks reports, May-June
- Preparation and updating of plan for the NORBA activities, May-August
- Preparation for the Conference in Stockholm and the Student Session in Copenhagen, from July onwards
- Launch of the NORBA Website <http://www.rha.is/norba>



CaDEC - Capitalisation and Dissemination of ESPON Concepts

Budget: 525.000 €

The main aim of the project is to capitalise on and disseminate ESPON results and activities using concepts included in ESPON Priority 1 projects as a gateway to ESPON reports. To realise this, the project follows a three-pronged implementation strategy:

1. The construction of an information network between Project Partners, and at a national level between Project Partners and members of the national Target Groups
2. A systemic dissemination process based on a mix of top-down inputs and bottom-up initiatives as well as an interactive process of the network, , which will contribute to identify needs for future ESPON projects.
3. A diversity approach, which implies:
 - Assuring a certain level of comparison between the Target Groups identified in different countries in order to secure the transnational character of the project,

- Adjusting the choice of the Target Groups to national contexts in order to reach an accurate dissemination and capitalisation of ESPON concepts within the 9 countries participating to the Project.
- Combining national and transnational workshops to prevent the exclusion of non-English speakers.
- Exchanging experiences taking into account the diversity of proposals in relation to different contexts (i.e. various levels of governance in each country).

Based on the results of the planned questionnaire distributed to the Target Groups in each country, it will be possible to identify their needs for capitalisation and dissemination. The capitalisation will include:

- Selection of ESPON Priority 1 projects in relation to the concepts chosen, which can better inform members of the Target Groups on ESPON researches. The selected projects will be summarized in national languages and made available to the members of the Target Groups.
- Synthesis of national and transnational workshops outputs, which will take the form of a transnational report. This report will identify common needs, common ideas and suggestions for ESPON in relation to the understanding and uses of the concepts chosen in the framework of ESPON projects.

Main activities envisaged include:

- Distribution of a questionnaire to members of the Target Groups in each country.
- National workshops organised by the Project Partners with the questionnaire as a background frame, with the aim to elaborate needs of the members of the Target Groups, to present ESPON projects in relation to the concepts in a more interactive way and identify ideas and suggestions for ESPON Targeted Analyses projects.
- Two transnational workshops:
 1. Where the project partners and experts will present the results of their activities (analysis of the questionnaire, results of the national workshops) and work (presentation of concepts selected in relation with national spatial planning systems) to the other Project Partners, selected members of the Target Groups and external experts.
 2. Involving members from the Target Groups will provide an opportunity to present the synthesis of different national workshops and to discuss and exchange on further needs, suggestions and ideas for ESPON.

As the project kicked-off in December 2010, the first report will be included in the report for 2011.

Output Indicators	Initial Baseline	Final Target	Achievements			
			2007	2008	2009	2010
Number of actions realised	0	30	0	4	4	10
Number of European Seminars / workshops realised	0	14	0	3	4	4
Number of Transnational Networking Activities realised	0	14	0	0	0	3
Number of press releases, e-newsletters ¹²	0	10	0	3	12	14
Number of larger and smaller reports / publications issued ¹³	0	12	0	8	3	7
Results Indicators	Initial Baseline	Final Target	Achievements			
			2007	2008	2009	2010
Number of participants in all European Seminars / Workshops	0	150	0	205 ¹⁴	381	377
Average number of participants per seminar / event	0	30	0	78	85 ¹⁵	75
Number of participants in all Transnational Networking Activities ¹⁶	0	400	0	0	0	24
Average number of participants per action	0	40	0	0	0	8
Number of stakeholders reached by mailing lists and by visiting the ESPON website	0	500	0	1864 ¹⁷ / 208483 ¹⁸	2149 ¹⁹ / 251455 ²⁰	2848 ²¹ / 23507 ²²
Impact Indicators	Initial Baseline	Final Target	Achievements			
			2007	2008	2009	2010
Degree of capitalisation and increased awareness achieved among the participants of European Seminars/Workshops	NP	NP	NP	High	High	High

¹² The output indicator was updated in the Annual Report 2010 for the years 2008 and 2009.

¹³ The output indicator was updated in the Annual Report 2010 for the years 2008 and 2009.

¹⁴ In the Annual Report of 2008 the amount of 135 participants was indicated for the 'number of participants in all European Seminars / Workshops'. This was a typing mistake which was corrected in this report.

¹⁵ This figure was updated in the Annual Report 2010.

¹⁶ This result indicator presents the number of partners, institutes involved in all Transnational Networking Activities.

¹⁷ This figure presents the number of newsletter subscribers as of December 2008.

¹⁸ This figure presents the number of web site visits in 2008.

¹⁹ This figure presents the number of newsletter subscribers as of December 2009.

²⁰ This figure presents the number of web site visits in 2009.

²¹ This figure presents the number of newsletter subscribers as of December 2010.

²² This figure presents the number of web site visits in 2010.

Degree of capitalisation and increased awareness achieved among the participants of Transnational Networking Activities	NP	NP	NP	NP	NP	NP
-------------------------------------------------------------------------------------------------------------------------	----	----	----	----	----	----

Qualitative analysis

The results obtained in activities implemented for 'Media and Publications' (4.1a) were overall of good quality and cover all the requested services included in the contractual obligations. More specifically, the service provider for *ESPON Corporate Identity and Layout* developed an ESPON Corporate Identity Manual, which covered the specifications expressed in the Terms of Reference. The result is a well recognizable design for the ESPON 2013 Programme that has had a distinct impact on the design of different ESPON publications, ESPON website, material for workshops and seminars etc.

The addition of a supplementary chapter in the guidance paper for TPGs covered the publicity requirements of the programme as well as indicated how to apply the ESPON Corporate Identity when it comes to display maps, insert logos, include cover pages for final reports, make use of power point slides etc. This information was satisfactorily welcomed by the different TPGs and helped them comply with the pertinent requirements on the use of ESPON results.

However, the ESPON Corporate Identity should continue to be developed and explicitly implemented in several products such as Project Overview, posters, e-newsletters, press releases etc. Therefore, an array of new templates should be created in order to provide the whole lot of ESPON outputs with a distinctive layout.

The *Publications* produced during the year – the First ESPON Synthesis Report, the First ESPON Scientific Report and Territorial Observation 3 – all required significant CU staff involvement in terms of both content related work and co-ordination. The collaboration with the contracted external experts (technical as well as editorial) worked well, which is reflected in the high quality of the respective publications.

The services and results for *Printing* are considered to be of good quality and the provider has been able to deliver with very short notices.

The actions that were implemented during fall by the service provider for the Capitalisation Strategy and Action Plan (4.1b) proved partly to be of less satisfactory quality and required substantial CU involvement and input.

The further development of the ESPON Website (4.1c) is progressing well bringing continuous improvements of the website, while at the same time ensuring continuity with the ESPON website from the 2006 Programme.

The European Seminars and Workshops (4.2) have covered a wide range of themes and attracted a high number of interested and engaged participants.

Finally, the approval of four Transnational Networking Activities projects and the following kick-off of three of them during the year, brings together the European Contact Points in extensive collaborations, which is expected to contribute significantly to the capitalisation of ESPON results during the coming years.

3.4.2. Significant problems encountered and measures taken to overcome them

With regard to the project 4.1b “Capitalisation Strategy and Media Bureau”, there has as mentioned been significant delays regarding the production of the ESPON Promotional Brochure and the Video Clip, as this has required a much higher level of participation and contribution by the CU than expected. Furthermore the service provider team working with the CU was replaced during the end of the year. Both products have therefore been rescheduled for delivery in mid-2011.

The planned ESPON workshop on “Applying the ESPON Scientific Platform / Tools by ESPON Projects“ was replaced by a workshop on “Managing Time-Series and Estimating Missing Values”. The planned ESPON Workshop “Territorial Impact Assessment” was replaced by a workshop on “Rural Regions in Europe: Territorial Potentials and main Challenges”. Finally, The ESPON Stakeholder Conference on Targeted Analysis was postponed to 2011.

4. Technical Assistance

The TA activities focused on implementing and monitoring the programme and the operations.

These tasks were implemented by the CU in its role of support to the ESPON MA.

The ESPON CU focused its work on the following elements:

- Support to Member States in setting up MS duties towards the implementation of the ESPON 2013 Programme such as signature of the Agreement with the MA, setting up of the 1st Level Financial Control, appointment of MC and ECP members etc.;
- Organisation and support of MC meetings and implementation of the MC decisions;
- Setting up, adaptation and improvements of procedures for the programme management of operations and programme monitoring at different levels;
- Coordination activities with the MA and CA;
- Support to the Group of Auditors (GoA) for the implementation of the 2nd Financial Control level, in particular the approval of the Audits of operations and the Annual Control Report and opinion;
- Support to the Concertation Committee and drafting of project specifications for operations;
- Preparation and organisation of the calls for proposals and EoI as well as of the related evaluation of project proposals and EoI;
- Contracting of the approved operations and monitoring their progress in assessing inception, interim and draft final reports;
- Further monitoring and assessment of ongoing operations;
- Elaboration of the new programme publications (Territorial Observation n°3; 1st ESPON Synthesis Report and 1st ESPON Scientific Report);
- Organisation and running of ECP meetings;
- Organisation of the ESPON Internal Seminar;
- Communicate the programme results and aims at a series of events during the year.

Output Indicators	Initial Baseline	Final Target	Achievements			
			2007	2008	2009	2010
Number of Monitoring Committee meetings	NI	14	1	2	3	4
Number of CC meetings organised	NI	14	2 ²³	4	1	3
Number of Internal ESPON seminars	NI	14	1	1	1	1

²³ The figure was updated in the Annual Report 2008.

Number of ECP meetings	NI	14	0	3	3	2
Number of events for potential and selected beneficiaries	NI	14	0	3	3	4
Results Indicators	Initial Baseline	Final Target	Achievements			
			2007	2008	2009	2010
Number of on-the-spot-checks showing no significant results	NI	95	0	0	0	2
Number of participants in Internal ESPON seminars ²⁴	NI	2500	0	118	161	165
Number of participants in information events for potential beneficiaries	NI	400	0	322	239	241
Number of participants in information events for selected beneficiaries	NI	100	0	42	31	173
Volume of mailing list	NI	1000	1442	2894	5731	7467
Quality of process launching projects in the light of programme evaluations	NI	High	NI	NI	NI	NI
Impact Indicators	Initial Baseline	Final Target	Achievements			
			2007	2008	2009	2010
Level of importance of audit finding as reported in Annual audit report	NI	Low	NP	NP	Low	Low
Degree of satisfaction with information, services and support provided to the MC, ECP and partners	NI	High	NP	NI	NI	NI
Degree of satisfaction of potential partners with the information given on ESPON	NI	High	NI	High ²⁵	High ²⁶	High ²⁷

NI: Not implemented: The indicator is implemented, but not for the specific year.

NP: Not applicable: The indicator does not apply. It will never be implemented.

NA: Not available: The indicator is implemented but you don't know the values yet for the specific year.

During 2010 most of the tasks were still related to the running of the call for proposals and EoI, the implementation of audits of operations and quality checks of the Managing Authority and Certifying Authority on operations.

During 2010, in accordance with the ESPON 2013 audit strategy, the external auditor Ernst & Young, on behalf of the AA assisted by the GoAs, performed audits of

²⁴ The Internal ESPON seminars are paid under the TA budget and therefore indicated in this table. Open ESPON seminars are included in the table for the Capitalisation Strategy.

²⁵ Based on the evaluation of the Info Day and Partner Cafe' as well as the Financial Managers Seminar (see point 5.1.3).

²⁶ Based on the evaluation of the Financial Managers Seminar.

²⁷ Based on the evaluation of the Financial Managers Seminar.

operations between February and April 2010. The methodology used for the audits of operation has been described in the “Methodological note for system audits and audits of operations” by Ernst & Young, approved by the AA and the GoAs. The audit of operations undertaken covered 2 types of expenditures, project and Technical Assistance. The random sample included TA expenditures while the complementary sample included expenditure declared by one operation (Lead Partner located in Spain and Project Partner Located in Sweden). The external auditor indicated that in the case of the mandatory sample, as well of the complementary sample all finding were solved during the contradictory procedure. Final reports of the audit of operations have been approved by the GoAs on written procedure ending on 30 June 2010. All findings resulting from the system audits after June 2010 were closed during the contradictory procedures and no follow up procedure was necessary.

The annual control report and the opinion covering the period 1st July 2009 until 30 June 2010 have been approved by the Group of Auditors on meeting on 23 November 2010. The annual control report and opinion have been issued by the AA and sent to the EC on 23 December 2010. The results after the follow-up procedures of the two system audits, as well as the results of the audits of operations are included in the annual control report and considered in view of the establishing of the level of assurance given in the annual opinion. Taking into account the yearly audit results, the AA concluded that the system remain at highest level of confidence. There were no limitations on the scope of the realized examination and the annual opinion states that the management and control system established for the programme, “complied with the applicable requirements of Articles 58 to 62 of Council Regulation (EC) No 1083/2006 and Section 3 of Commission Regulation (EC) No 1828/2006 and functioned effectively so as to provide reasonable assurance that statements of expenditure presented to the Commission are correct and, as a consequence, reasonable assurance that the underlying transactions are legal and regular”.

Furthermore, in order to ensure the quality and effectiveness of the implementation of the Programme the following steps have been taken:

- Two ESPON Financial Managers Seminars were organised respectively on 19 May 2010 in Bruxelles (BE) and on 18-19 October 2010 in Leiden (NL). More than 90 people participated to the events, representing mainly financial managers of Lead and Project Partners of approved ESPON 2013 Projects. For the first time these events were as well opened to first level financial controllers of centralized and designated controllers of decentralized control systems. Within the seminars information about e.g. eligibility rules, the programme manual, the subsidy contract, reporting and monitoring procedures were given, as well as information about publicity requirements, administrative, legal and practical matters of relevance concerning project coordination and management. The first level financial controllers were provided with additional and more specific information about ESPON 2013 reporting procedures and requirements for the certification of expenditure. Their participation added to a lively discussion in which their expertise was very useful.
- Two Managing Authority’s quality checks on operations (project ReRisk and project EDORA). The methodology used is described in the approved Description of Management and Control System. The results of these quality checks firstly launched in the first half year of 2010 by the CU on behalf of the MA have been quite satisfactory. Recommendations on management and control systems have been identified and communicated by the MA to central authorities (MC, CA, AA), Lead

Partners and related First Level Controllers. Follow-up on implementation will be done by First Level Controllers.

- One Certifying Authority's quality check on operation (project FOCl) has been launched in September 2010. The methodology used is described in the approved Description of Management and Control System. Results of this quality check have been communicated to central authorities (MC, MA, AA), Lead Partner and related First Level Controllers in February 2011.
- Three ESPON Calls were launched during 2010:
 - o The fifth call for Proposals and EoI was launched on 24 August 2010
 - o The sixth call for Proposals was launched on 8 September 2010
 - o The seventh Call for EoI for the KSS was launched on 23 November 2010

The first two calls were presented during a day of information for potential beneficiaries which took place in Brussels on 18 May 2010 and 8 September 2010 were in total more than 300 participants attended the events, among them policy makers, scientists, experts, representatives of universities around Europe and national, regional and local authorities.

More detailed information on these activities can be found on the section related to the Communication Plan.

4.1 Financial implementation of certified TA

The tables below provide information on the financial implementation of TA actions and represent expenditure incurred by the MA which has been certified according to Article 16 of Regulation 1080/2006 and therefore recorded as Programme expenditure.

The following table shows the TA budget lines 1 to 9 for the year 2007 as approved by the MC:

TA budget lines 1-9	Allocation 2007	Paid 2009	Total Paid 2007-2013	ERDF (24%)
1 Staff	130 800,00 €	130 762,12 €	130 762,12 €	31 382,91 €
2 Trainees	5 000,00 €	4 960,46 €	4 960,46 €	1 190,51 €
3 CU and MA Travel costs	14 400,00 €	13 882,16 €	13 882,16 €	3 331,72 €
4 MC travel and meeting costs	12 700,00 €	8 984,63 €	8 984,63 €	2 156,31 €
5 CC meetings	2 350,00 €	2 316,68 €	2 316,68 €	556,00 €
6 ECP meetings	0,00 €	0,00 €	0,00 €	0,00 €
7 ESPON Internal Seminar	16 800,00 €	6 138,69 €	6 138,69 €	1 473,29 €
8 Rent (incl. Parking, cleaning, heating, insurances etc.)	29 960,00 €	29 958,29 €	29 958,29 €	7 189,99 €
9 Overheads, installation, postal services, telephone etc.	12 800,00 €	12 791,23 €	12 791,23 €	3 069,90 €
Total	224 810,00 €	209 794,26 €	209 794,26 €	50 350,62 €

The following table shows the TA budget lines 1 to 9 for the year 2008 as approved by the MC:

TA budget lines 1-9	Allocation 2008	Paid 2009	Paid 2007-2013	ERDF (24%)
1 Staff	500 000,00 €	373 628,02 €	373 628,02 €	89 670,72 €
2 Trainees	10 000,00 €	9 682,54 €	9 682,54 €	2 323,81 €
3 CU and MA Travel costs	40 000,00 €	20 354,17 €	20 354,17 €	4 885,00 €
4 MC travel and meeting costs	33 000,00 €	4 398,26 €	4 398,26 €	1 055,58 €
5 CC meetings	20 000,00 €	2 055,21 €	2 055,21 €	493,25 €
6 ECP meetings	40 000,00 €	13 132,43 €	13 132,43 €	3 151,78 €
7 ESPON Internal Seminar	25 000,00 €	11 033,10 €	11 033,10 €	2 647,94 €
8 Rent (incl. Parking, cleaning, heating, insurances etc.)	6 700,00 €	0,00 €	0,00 €	0,00 €
9 Overheads, installation, postal services, telephone etc.	37 500,00 €	12 125,26 €	12 125,26 €	2 910,06 €
Total	712 200,00 €	446 408,99 €	446 408,99 €	107 138,16 €

The following table shows the TA budget lines 10 to 14 for the period 2007-2013 as approved by the MC:

TA budget lines 10-14	Allocation 2007-2013	Paid 2009	Paid 2007-2013	ERDF (24%)
10 GoA - meetings and external contract	450 000,00 €	196,50 €	196,50 €	47,16 €
11 Financial Monitoring System and maintenance	149 500,00 €	6 597,20 €	6 597,20 €	1 583,33 €
12 Programme evaluation	80 000,00 €	0,00 €	0,00 €	0,00 €
13 Experts costs (legal etc.)	55 000,00 €	0,00 €	0,00 €	0,00 €
14 Communication Plan	466 000,00 €	18 828,19 €	18 828,19 €	4 518,77 €
Total	1 200 500,00 €	25 621,89 €	25 621,89 €	6 149,25 €

4.2 Financial implementation of not yet certified TA

Due to the complexity of procedures in relation to the 1st Level Financial control, some delay incurred in getting the TA costs certified. Certification shall be implemented during Spring 2011.

The tables below provide information on the financial implementation of TA actions and represent expenditure incurred by the MA which has not been certified yet according to Article 16 of Regulation 1080/2006 and therefore not yet recorded as Programme expenditure. The amounts in the table below should therefore be added to the ones indicated in the table above to have a complete overview of the use of the TA (certified and not yet certified).

The following table shows the TA budget lines 1 to 9 for the year 2007 as approved by the MC:

TA budget lines 1-9	Allocation 2007	Paid 2010	Total Paid 2007-2013	ERDF (24%)
1 Staff	130 800,00 €		0,00 €	0,00 €
2 Trainees	5 000,00 €		0,00 €	0,00 €
3 CU and MA Travel costs	14 400,00 €		0,00 €	0,00 €
4 MC travel and meeting costs	12 700,00 €	2 488,80 €	2 488,80 €	597,31 €
5 CC meetings	2 350,00 €		0,00 €	0,00 €
6 ECP meetings	0,00 €		0,00 €	0,00 €
7 ESPON Internal Seminar	16 800,00 €	4 545,00 €	4 545,00 €	1 090,80 €
8 Rent (incl. Parking, cleaning, heating, insurances etc.)	29 960,00 €		0,00 €	0,00 €
9 Overheads, installation, postal services, telephone etc.	12 800,00 €		0,00 €	0,00 €
Total	224 810,00 €	7 033,80 €	7 033,80 €	1 688,11 €

The following table shows the TA budget lines 1 to 9 for the year 2008 as approved by the MC:

TA budget lines 1-9	Allocation 2008	Paid 2010	Paid 2007-2013	ERDF (24%)
1 Staff	500 000,00 €	173 685,17 €	173 685,17 €	41 684,44 €
2 Trainees	10 000,00 €	0,00 €	0,00 €	0,00 €
3 CU and MA Travel costs	40 000,00 €	11 341,99 €	11 341,99 €	2 722,08 €
4 MC travel and meeting costs	33 000,00 €	443,68 €	443,68 €	106,48 €
5 CC meetings	20 000,00 €	1 157,24 €	1 157,24 €	277,74 €
6 ECP meetings	40 000,00 €	1 839,19 €	1 839,19 €	441,41 €
7 ESPON Internal Seminar	25 000,00 €	301,20 €	301,20 €	72,29 €
8 Rent (incl. Parking, cleaning, heating, insurances etc.)	6 700,00 €	66 157,53 €	66 157,53 €	15 877,81 €
9 Overheads, installation, postal services, telephone etc.	37 500,00 €	3 061,90 €	3 061,90 €	734,86 €
Total	712 200,00 €	257 987,90 €	257 987,90 €	61 917,10 €

The following table shows the TA budget lines 1 to 9 for the year 2009 as approved by the MC:

TA budget lines 1-9	Allocation 2009	Paid 2009	Paid 2010	Paid 2007-2013	ERDF (24%)
1 Staff	600 000,00 €	0,00 €	538 816,61 €	0,00 €	0,00 €
2 Trainees	15 000,00 €	0,00 €	9 942,49 €	0,00 €	0,00 €
3 CU and MA Travel costs	40 000,00 €	1 601,99 €	38 120,50 €	1 601,99 €	384,48 €
4 MC travel and meeting costs	33 000,00 €	5 561,78 €	13 001,58 €	5 561,78 €	1 334,83 €
5 CC meetings	20 000,00 €	1 154,84 €	1 115,06 €	1 154,84 €	277,16 €
6 ECP meetings	40 000,00 €	11 506,73 €	20 007,86 €	11 506,73 €	2 761,62 €
7 ESPON Internal Seminar	25 000,00 €	0,00 €	0,00 €	0,00 €	0,00 €
8 Rent (incl. Parking, cleaning, heating, insurances etc.)	62 000,00 €	0,00 €	0,00 €	0,00 €	0,00 €
9 Overheads, installation, postal services, telephone etc.	37 500,00 €	0,00 €	2 680,40 €	0,00 €	0,00 €
Total	872 500,00 €	19 825,34 €	623 684,50 €	19 825,34 €	4 758,08 €

The following table shows the TA budget lines 1 to 9 for the year 2010 as approved by the MC:

TA budget lines 1-9	Allocation 2010	Paid 2010	Paid 2007-2013	ERDF (24%)
1 Staff	600 000,00 €	0,00 €	0,00 €	0,00 €
2 Trainees	15 000,00 €	0,00 €	0,00 €	0,00 €
3 CU and MA Travel costs	40 000,00 €	2 482,17 €	2 482,17 €	595,72 €
4 MC travel and meeting costs	33 000,00 €	11 006,52 €	11 006,52 €	2 641,56 €
5 CC meetings	20 000,00 €	662,61 €	662,61 €	159,03 €
6 ECP meetings	40 000,00 €	12 201,89 €	12 201,89 €	2 928,45 €
7 ESPON Internal Seminar	25 000,00 €	0,00 €	0,00 €	0,00 €
8 Rent (incl. Parking, cleaning, heating, insurances etc.)	62 000,00 €	0,00 €	0,00 €	0,00 €
9 Overheads, installation, postal services, telephone etc.	37 500,00 €	3 643,32 €	3 643,32 €	874,40 €
Total	872 500,00 €	29 996,51 €	29 996,51 €	7 199,16 €

The following table shows the TA budget lines 10 to 14 for the period 2007-2013 as approved by the MC:

TA budget lines 10-14	Allocation 2007-2013	Paid 2009	Paid 2010	Paid 2007-2013
10 GoA - meetings and external contract	450 000,00 €	0,00 €	87 108,00 €	0,00 €
11 Financial Monitoring System and maintenance	149 500,00 €	30 404,85 €	7 399,60 €	30 404,85 €
12 Programme evaluation	75 000,00 €	0,00 €	17 250,00 €	0,00 €
13 Experts costs (legal etc.)	45 000,00 €	6 569,38 €	23 028,00 €	6 569,38 €
14 Communication Plan	381 250,00 €	0,00 €	11 257,69 €	0,00 €
Total	1 100 750,00 €	36 974,23 €	146 043,29 €	36 974,23 €

5. Information and publicity

On 1st December 2009 the ESPON MC approved the Communication Action Plan for 2010 detailing the number and type of actions that will be concretely implemented. According to the Communication Plan 2007-2013 of the ESPON 2013 Programme, on December 2009 the ESPON MA sent the Communication Action Plan for 2010 to the EC for information purposes.

At the MC meeting on 16 and 17 February 2010, the Calendar 2010 was amended in order to include a second call for proposals on the basis of demands voiced at the MC meeting in December 2009. Therefore, the Work Programme and the Communication Action Plan 2010 were amended according to the new Calendar and approved by the MC in April 2010 in a written procedure.

A third Call was also launched in November (Call for EoI for the KSS), aimed at enlarging the existing pool of experts supporting the applied research.

5.1. Publicity and Communications Activity undertaken to December 2010

ESPON's communications outputs increased significantly since 2007, attesting to the growing visibility of its work. Indicators such as subscribers to email newsletters, participants at ESPON events, visits to the website, number of potential partner for Transnational Project Groups / ESPON Partner Café as well as the increasing number of publications and events improved the coverage and visibility.

Strengthened co-operation with Member and Partner States, ECPs as well as co-ordination of communications with the European Commission facilitated timely, coherent dissemination of ESPON messages in Europe towards potential beneficiaries, beneficiaries and the general public.

A special mention deserves the strong engagement of the Member and Partner States in organising events at national level under the considerable scope to work together as partners in promoting ESPON. A key part of the drive to promote ESPON was played by the ESPON Contact Points. The majority of ESPON news sent by the CU with the ESPRESSON was disseminated by the ECPs in their countries and among their contacts.

Another good example, which has been implemented in compliance with the Commission Regulation (EC) No 1828/2006, has been the involvement of the EC Representations to Member States. Several direct mailing campaigns towards them have been implemented and have demonstrated how close cooperation of this kind can work successfully.

In addition to that, for the dissemination of the Calls, the partnership with the Europe Direct Information relays started in 2009 kept going ensuring the coverage of the ESPON news locally and regionally.

The communications landscape also changed. Therefore ESPON has launched some social media tools such as ESPON*twitter* and LinkedIn in order to impact its audiences in the most effective ways.

The key messages of the Communication Plan have been channeled through media and action belonging to the Capitalisation Plan, such as the Website, Newsletters, seminars and workshops targeting the programme stakeholders.

For the year 2010, the MA, with the support of the ESPON CU, implemented the actions described below.

5.1.1. Information tools

Programme Manual and Applicants' package

The applicants' package and the programme manual were updated and completed prior the opening of the Calls in May, August and November 2010. They were published on the ESPON website and disseminated during the info day events as well as on demand.

Official Journal EU

The three Calls were announced at the Official Journal twice (pre-announcement and announcement) as follows:

- Call for Proposals 3 May / 28 June, OJ C89/05 of 7 April 2010 and C129/53 of 19 May 2010
- Call for Proposals 24 August / 19 October, OJ C194/04 of 17 July 2010 and C226/14 of 21 August 2010
- Call for EoI for the KSS 23 November / 21 January 2011, OJ C 278 of 15 October 2010 and OJ C 318 of 23 November 2010.

Programme Managing Support System

The Programme Management Support System (PMSS) became operational in the course of 2009. In order to make the system more efficient and useful, some additional features have been developed during 2010. The PMSS ensures a reliable monitoring and financial reporting system as well as stores information about the projects and subsequently also information about the various priorities and measures on the programme level. The database serves as main source for both quantitative and qualitative data on projects implementation and achievement.

Programme Bodies

The programme bodies –MC Members and ECP network, - have been continuously involved in reaching potential beneficiaries, policy makers, other stakeholders and the citizens. As well as being a target group for internal communication within the Programme, the Programme bodies acted as a channel to reach ESPON target groups.

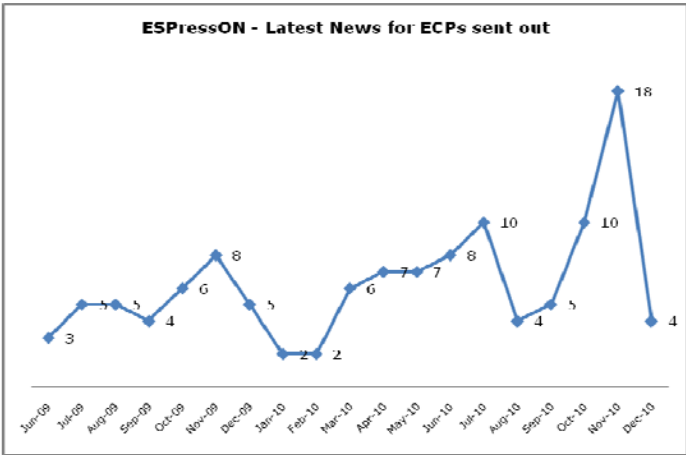
The CU itself provided continuously information about the programme. External information requests were answered as well as documents provided on demand.

In order to enable the flow of information between the various management units of the programme (i.e. between the CU, MA, CA, AA and MC), regular meetings and contacts between the different units and actors took place.

In particular, the ECP Network provided information about the programme as well as the calls. Since June 2009, the ECP Network has been continuously involved in the ESPON communication activities and informed through a new communication tool called ESPressON, which is targeting the ECPs audiences in an effective way. The ESPressON is a direct mailing message containing the latest news in plain text with link to the relevant web pages at the ESPON Website.

In 2010 more than 80 ESPressON have been sent to the ECPs as the chart below shows:

ESPressON
2010=83
2009=36



5.1.2. Communication tools

Corporate Identity

The ESPON CU worked with the external company to produce the Corporate Identity Manual which was distributed to beneficiaries (Lead and Project Partners) at the kick-off meetings and programme bodies during 2010. The Manual is available at the ESPON Intranet in 3 versions: version for the MC Members, for the ECPs, for the TPGs. It also includes the EU Publicity Requirements as stated in the relevant EU Regulation.

During 2010 all the report produced by Lead and Project Partners as well as all the ESPON corporate publications applied the Manual.

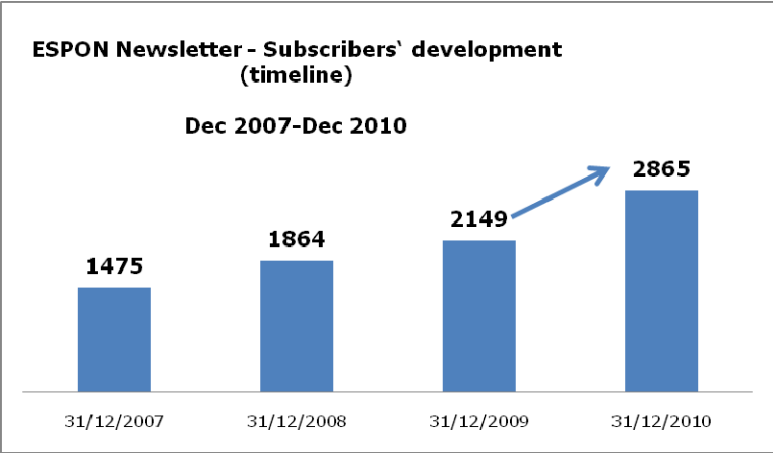
Publications supporting the Communication Action Plan 2010

Information material for beneficiaries on the framework and purpose of actions such as the Programme Manual and Application Pack were produced, published and distributed in printed (at events on calls) and electronic form.

ESPON Newsletter

During 2010 six Newsletters have been elaborated and disseminated via the mailing list and the ESPON Website.

The number of recipients of the Newsletters, which was 2.149 by December 2009, on December 2010 rose to 2.865 (33% more), as the chart below shows:



For each of the newsletters disseminated in the framework of the Capitalisation Strategy during 2010, the ESPON CU elaborated short articles targeting the launch of the calls, the Info Days, the outputs of the Programme and so on. In addition, information on the timetable of events was provided.

The first Newsletter of the year, dated March, provided information on the following issues:

- Main activities foreseen for the year
- Calls for Proposals
- New ESPON Website
- ESPON Survey on Themes for Future Applied Research Projects
- Coming Events (Spring Workshop “ESPON Database 2013” in Luxembourg; ESPON Info Day on New Calls and Partner Cafe` on 18 May 2010 in Brussels; ESPON Financial Manager Seminar on 19 May in Brussels; ESPON Workshop at Regional Studies Association RSA, Annual International Conference 2010; ESPON Evidence for Regional Policy-Making, Open Seminar on 9-10 June 2010 in Spain)
- ESPON Results and Reports (Map of the Month “Economic Performance of European Regions”; Energy – related Vulnerability of European Regions; SURE: Success for Convergence Regions’ Economies; CAEE - The Case for Agglomeration Economies in Europe; Seminar "The ESPON Knowledge Base as Potential for Territorial Analysis and Policymaking at Regional Level" in Malmö, Sweden
- Vacancy at the ESPON Coordination Unit in Luxembourg

The second issue, disseminated in May, provided information on the following issues:

- EU Commissioner Johannes Hahn at the ESPON Coordination Unit
- ESPON New Calls for Proposals (Info Day on New Calls and Partner Café in Brussels, 18 May 2010; Partner Café: Your Tool Finding Partners)
- ESPON Future Funding Opportunities foreseen
- ESPON Survey on Themes for Future Applied Research Projects
- Spring Workshop “ESPON Database 2013” on 6 May 2010 in Luxembourg
- Coming Events (ESPON Info Day on New Calls and Partner Café on 18 May 2010 in Brussels; ESPON Financial Manager Seminar on 19 May in Brussels; Open Seminar “ESPON Evidence for Regional Policy-Making” on 9-10 June 2010 in Spain)
- ESPON Results and Reports (Map of the Month “Territorial Impact of Transport Policy Scenarios”; Spatial Scenarios: New Tools for Local-Regional Territories; EDORA - European Development Opportunities in Rural Areas; TIPTAP - Territorial Impact Package for Transport and Agricultural Policies; ESPON TEDI - Draft Final Report; Seminar Report “Regional Use of ESPON Knowledge – Inspiration for Researchers and Practitioners”; How to improve the performance of the cross-border metropolitan polycentric regions? Interim Report of METROBORDER - Cross-Border Polycentric Metropolitan Regions)

- ESPON in Your Country (Meeting in Czech Republic)
- Vacancy

The third one, dated June, provided the following information:

- Pre-Announcement on New ESPON Calls and article on the Partner Café Tool Finding Partners
- New ESPON Projects
- ESPON Results and Reports (ReRISK - Draft Final Report; ESPON CLIMATE – Interim Report; ESPON Contribution to the INTERACT newsletter “Territorial Cooperation in a Global Context”)
- Coming Events (Info Day on New Calls, 8 September 2010 in Brussels; ESPON Workshops at the Open Days, 5 and 6 October 2010 in Brussels; Stakeholder Conference on Targeted Analyses in Brussels under preparation; ESPON Internal Seminar, 17 and 18 November 2010 in Liege)
- Past Events (Open Seminar “ESPON Evidence for Regional Policy-Making” - Contributing to the Europe 2020 Strategy; ESPON at the RSA International Conference; Financial Managers Seminar; ESPON Info Day on New Calls and Partner Café; ESPON Database 2013 - Workshop on 6 May 2010)
- Call for Tender (External Evaluation of ESPON 2013 Programme)
- ESPON in Your Country (National Event in Romania on the ESPON Calls for Proposals; “How can European spatial planners assess territorial cohesion?” - Conference in Edinburgh on 21 May 2010)
- Publication from the Czech Partner on the ESPON Projects “Projekty programu ESPON”
- News from URBACT and INTERREG IVC

The fourth one, dated July, provided the following information:

- Pre-Announcement on New ESPON Calls
- Calls for Proposals 3 May 2010 / Facts & Figures
- ESPON 2013 Database
- ESPON Results and Reports (TeDI - Final Report and Handbook; CAEE - Draft Final Report; Draft Final Report DEMIFER; ESPON 2013 Programme Annual Implementation Report 2009)
- Coming Events (Info Day on New Calls, 8 September 2010; ESPON Workshops at the Open Days, 5 and 6 October 2010; ESPON Internal Seminar, 17 and 18 November 2010)
- Past Events (Minister Claude Wiseler at the ESPON Coordination Unit, 19 July 2010)
- Call for Tender (External Evaluation of ESPON 2013 Programme)

- ESPON in Your Country (National Event in Romania on the ESPON Project TeDI: “Territorial diversity in the European and national perspective”, Suceava, 21st of July 2010; The ESPON UK Contact Point at the Planning Convention 2010)
- News from INTERREG IVA 2 Seas Programme and URBACT

The fifth issue of the year was released on September:

- ESPON Calls (Calls for Proposals 24 August 2010; ESPON Info Day on New Calls and Partner Café on 8 September 2010; Partner Café Tool to Find Partners)
- ESPON Welcomes New Projects
- Follow ESPON developments now on Web 2.0 (ESPON on Twitter, LinkedIn, RSS feed, Netvibes and Delicious)
- ESPON Results and Reports (Territorial Dynamics in Europe: Trends in Economic Performance of European Regions 2000-2006; EUROISLANDS - Interim Report; EDORA – Draft Final Report; ESPON Seminar Report “ESPON Evidence for Regional Policy-Making, Contributing to the Europe 2020 Strategy”)
- Coming Publications (First ESPON 2013 Synthesis Report; ESPON Scientific Report)
- Coming Events (ESPON Workshops at the Open Days, 5 and 6 October 2010; Financial Managers Seminar on 18 and 19 October 2010; ESPON Internal Seminar, 17 and 18 November 2010)
- ESPON in Your Country (How ESPON TeDI can contribute to elaborate integrated policies. An example from Romania; Italy - National Info Day on ESPON Call for Proposals)
- News from URBACT and URBACT

The sixth one, dated November, provided the following information:

- ESPON Results and Reports (First ESPON 2013 Synthesis Report - New Evidence on Smart, Sustainable and Inclusive Territories; Survey on Themes for Future Applied Research Projects; Inception Reports from Projects such as TRACC - TRansport ACCessibility at regional/local scale and patterns in Europe, ATTREG - The Attractiveness of European regions and cities for residents and visitors, KIT-Knowledge, Innovation, Territory, ARTS- Assessment of Regional and Territorial Sensitivity, INTERCO - Indicators of Territorial Cohesion, SGPTD - Secondary Growth Poles and Territorial Development in Europe)
- ESPON Calls (New Call for EoIs for the KSS; Future funding opportunities; Output from Latest Calls)
- ESPON Welcomes New Projects (ESPON 2013 Project Overview; TIGER-Territorial Impact of Globalization for Europe and its Regions; TranSMEC - Transnational Support Method for European Cooperation; ESPON HyperAtlas; INTERSTRAT - ESPON in Integrated Territorial Strategies)
- News from ESPON Projects (EDORA Final Seminar: “Rural Policy for the Globalised Post-Recession European Countryside”; Exploring Attractiveness, First International Workshop on ESPON Applied Research ATTREG; DEMIFER Policy Lunch Seminar)

- Coming Events (ESPON Internal Seminar “Crossing Knowledge Frontiers – Serving the Territories”, 17 and 18 November 2010; ESPON Workshop on Rural Regions in Europe, Luxembourg 8 December 2010)
- ESPON in Your Country (Romania, National Conference “Territorial European research in support of public policies formulation” on 25 November 2010 in Bucharest; How ESPON results can contribute to formulate public policies and territorial strategies at national level. An example from Romania; Czech Republic, National Info Day on 22 September 2010)
- Vacancies at the ESPON Coordination Unit

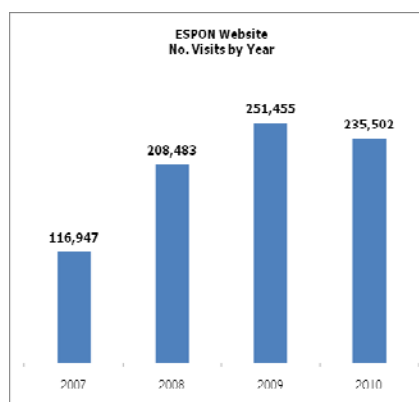
ESPON Website

Within the framework of ESPON capitalisation (priority 4), the new improved website was launched on February 2010. The launch was supported with a wide communication campaign.

During 2010 regular updating of the website was continuously done by the CU. The website was constantly filled with relevant information and data on e.g. ongoing activities and calls, as well as facts and figures about the programme and its implementation.

In 2010 more than 230.000 visits were counted on the Website, with the highest number of visits on November and May due most probably to the open Calls and the launch of the First ESPON 2013 Synthesis Report as the table below shows. This figure represents a slight decrease in similar figure for 2009 (about 250.000).

	Number of Visit by Month			
	2007	2008	2009	2010
Jan	10,388	19,069	14,711	25,282
Feb	12,386	21,628	16,830	12,258
Mar	12,315	19,437	17,496	15,138
Apr	9,215	13,518	16,562	18,011
May	9,476	14,271	17,231	26,174
Jun	8,362	16,593	17,701	17,336
Jul	9,763	16,765	18,494	16,371
Aug	8,478	15,606	22,725	15,731
Sep	8,579	18,753	32,469	18,730
Oct	9,326	18,972	32,844	20,180
Nov	9,666	18,326	25,577	27,524
Dec	8,993	15,545	18,815	22,767
Total	116,947	208,483	251,455	235,502
Average	9,746	17,374	20,955	19,625



In order to check the decrease of visits, the CU asked the service provider for the website to analyse the statistics. According to Infeurope, it seems that since with the launch of the new site, all URLs of the page changed, there was a very heavy access of search bots (spiders, harvesting tools), i.e. automated users such as Google and many others, which had an important impact on the website availability.

To improve user access, to reduce performance impact of the bots, and to do appropriate technical tests, they have temporarily been excluded completely or partially from accessing the site until the situation was stabilized.

To summarise, an impact of technical reason is possible on the figures of February and March where access for automated visitors was reduced. Other monthly differences over the period may be associated with particular events, such as the following:

- April and May values are much higher compared to last year; this could be linked to the campaign of the 5th Calls for Proposals.
- July and August, important decrease not for technical reasons; it might be due to normal seasonal and yearly changes.
- September and October, clear decrease against 2009. The increase in 2009 *versus* 2008 might probably be related to the 4th Calls which was more important in terms of budget allocated (14.910.000 Euro) and number of projects (up to 31 new projects on new analyses) than the 6th Call on September 2010.

ESPON Intranet

The ESPON Intranet is a communication tool to enable the flow of information within the ESPON network. It is for example being used by the ESPON CU to send documents to the MC and guidelines to the beneficiaries, but also by the beneficiaries to deliver their reports.

The ESPON Intranet was regularly updated in order to enable the flow of information from the authorities of the programme to the beneficiaries and between the different members of a group.

During 2010 a makeover of the Intranet has been started updating the functionality and user-friendliness, as well as bringing its design in accordance with the ESPON Corporate design. This update is planned to become operational in 2011.

Media

The main objective of the media activities in 2010 was to raise awareness of the ESPON 2013 Programme, to communicate the findings and increase the knowledge about the Programme, to the benefit of policy makers, stakeholders, and potential beneficiaries as well as the general public.

Media activities carried out by the CU included collecting contacts, preparing press releases and contacting press/institutions to encourage involvement and dissemination of findings and activities. This task was realised in the framework of the Capitalisation Activities 2010.

Some outcomes of the media activities for 2010 can be summarized as follows. In the framework of the Capitalisation Action Plan, the CU elaborated and disseminated 8 press releases mainly targeting the relevant media on the following topics:

- February, **New ESPON Website**. ESPON today announced the launch of its new website. New navigation and layout make it more user-friendly and easier to find information on projects, publications, events, calls, indicators and scientific tools, all related to territorial development and dynamics in Europe.
- March, **Territories Contribution to the Europe 2020 Strategy**. The contribution of European territories, regions and cities to the Europe 2020 Strategy is the focus of the Open Seminar “ESPON Evidence for Regional Policy-Making” on 9 - 10 June 2010 in Madrid. In cooperation with the Spanish EU Presidency, ESPON is bringing key policy makers and scientists/experts together for dialogue on territorial

potentials related to the Europe 2020 Strategy based on new facts and evidence provided by ESPON Projects. In English and Spanish.

- April, **New ESPON Calls for Proposals**. The ESPON Programme has pre-announced the launch of the new Calls for Proposals. Scientists, experts, representatives of universities, research institutes and companies from 31 European countries are invited to become involved new ESPON projects. A budget of 5.900.000 Euro is allocated. The Call will open on 3 May 2010.
- June, **What should be the Territorial Dimension of the Europe 2020 Strategy?** The contribution of European territories, regions and cities to the Europe 2020 Strategy was the focus of the Open Seminar “ESPON Evidence for Regional Policy-Making” on 9 - 10 June 2010 in Alcalá de Henares - Madrid.
- July, **Minister Claude Wiseler at the ESPON Coordination Unit**. Today 19 July 2010, Claude Wiseler, Minister of Sustainable Development and Infrastructures of Luxembourg, visited the ESPON Coordination Unit to get information on the latest development of the ESPON 2013 Programme.
- August, **ESPON opens new funding opportunities**. The ESPON Programme will launch new Calls for Proposals on 24 August 2010. Scientists and Experts from universities, research institutes and companies are invited to become involved in new ESPON projects.
- September, **New Opportunities in ESPON Projects**. Researchers and experts in the public and private sector from 31 European countries are invited to become involved in 3 new projects under the ESPON 2013 Programme - 2 Targeted Analyses and a the ESPON Database Phase II.
- November, **ESPON New Evidence on Smart, Sustainable and Inclusive Territories**. How can place based actions contribute to Europe’s recovery from the financial and economic crisis that struck in 2008? What concrete measures by regions and cities can support the Europe 2020 Strategy and a smart, sustainable and inclusive growth path? ESPON sets the scene for a discussion through its First Synthesis Report, released on 27 October, which analyses development across 31 countries.

The Press Releases were disseminated as follows:

- published online at the ESPON Website
- directly sent out to a list of journalists
- directly sent out to the ECP Network which then disseminated the press release at national level.

In 2010 it was not possible to continue the good cooperation with the EC Pressroom “Rapid” that in 2008 and 2009 represented a valuable way to disseminate and translate the press release in several languages.

The intensive dissemination of news, press release and announcements led to a good coverage which can be summarized as follows:

- European Commission (EC Inforegio Website, Inspire-forum at JRC, Enterprise Europe Network, PRESS4TRANSPORT funded by the Directorate-General for Research under the FP7, EC Representations to MS, Europe Direct Centers in Europe)

- European Parliament (Newsletter from the Committee on Regional Development)
- European regions, EU funded Programmes and Territorial Associations such as AEBR (Associations of European Border Regions), AICCRE (Italian Association of Municipalities and Regions), SEE (South Eastern European Mountain Research Network)
- Universities and Science Associations such as ERSA (European Regional Science Association)
- Several blogs, twitter, facebook

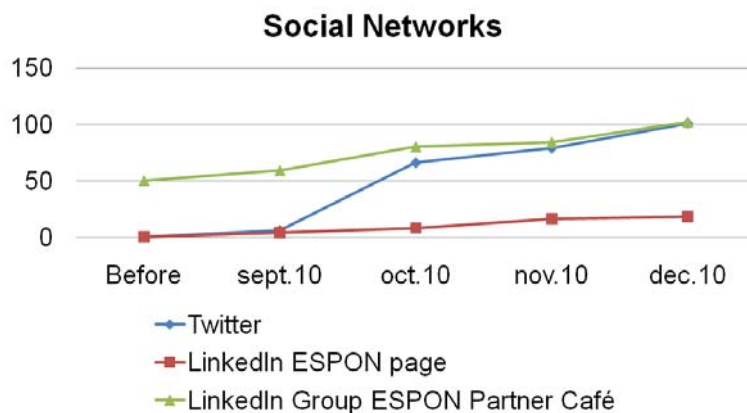
Social media

The communications landscape has also changed and new communications and technologies are available. Therefore, in line with the Capitalisation strategy, the CU started the implementation of the Web 2.0 environment by making use of the social media tools Twitter, LinkedIn, RSS feed, Netvibes and Delicious. These tools were officially launched on September with the aim of increasing the dissemination of information about ESPON activities. The Social Media tools are visible on the ESPON Website as icons in the lower horizontal bar.

The ESPON Twitter account released information on a regular basis via *tweets*. The ESPON LinkedIn page provided users with some valuable information about the programme. In addition, a closed group was created for the ESPON Partner Café so as to smooth the contact between potential partners and facilitate accurate information about their background. RSS feed, Netvibes and Delicious helped users to keep up to date with and bookmark ESPON.

In 2010 the members / followers are as follows:

- Number of followers on Twitter: 101
- Number of followers of the LinkedIn ESPON page: 18
- Number of members of the LinkedIn group ESPON Partner Café: 102

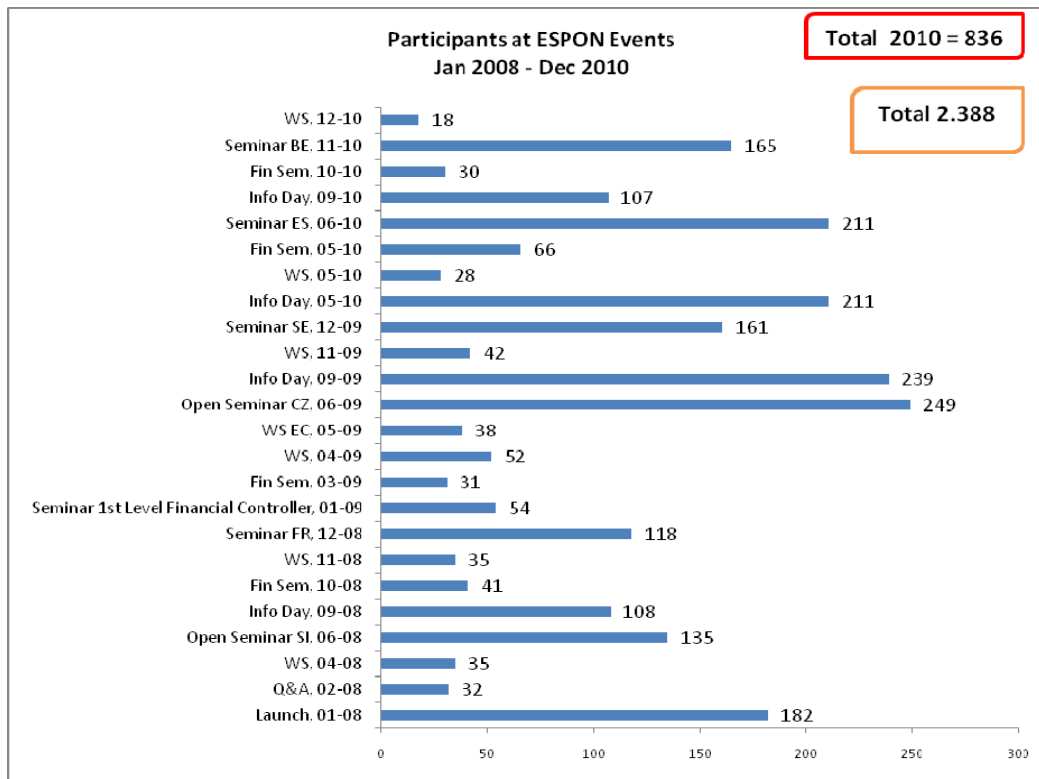


Regarding Twitter, 30 tweets have been published from September to December (Sept 5, Oct 12, Nov 9, Dec 4).

Moreover, the interactivity between users interested in ESPON-related issues considerably increased.

5.1.3. Targeted activities and actions/Events

Since the launch of the ESPON 2013 Programme, more than 2.300 people participated at 24 events organised by the CU with 836 people in 2010 at 8 events as the following chart shows:



In the framework of the Communication Plan 414 participants were counted in the 4 events organised in 2010: the Info Day on New Calls and Partner Café in May (211 participants), the Financial Manager Seminar in May (66 participants), the Info Day in September (107 participants), the Financial Manager Seminar in October (30 participants).

Technical Meetings with FLC in FR and UK

Following the results of the assessment of the first wave of reimbursement claims from approved projects, the MA and the CU identified the necessity to urgently address the issue of certification according to the 1st level in France and the UK.

The CU asked the relevant MS to implement the quality checks of 1st level control as established in the agreement. It seems that for internal reasons both France and UK have not been able to organise the quality check in 2010.

Financial Managers Seminars and Seminar for 1st Level Financial Controller 19 May 2010

The third ESPON Financial Manager Seminar on management and administration of projects took place on 19 May 2010 in Brussels. More than 60 people from 25 countries and 51 Institutions attended the event, representing mainly financial managers of Lead and Project Partners of approved ESPON 2013 Projects under the round of calls launched in September 2009. Information about e.g. eligibility rules, contracting, reporting and monitoring procedures has been given, as well as information about administrative, legal and practical matters of relevance concerning project coordination and management.



For the first time the seminar was as well opened to first level financial controllers of centralized and designated controllers of decentralized control systems willing to acquire additional and more specific information about ESPON 2013 reporting procedures and requirements for the certification of expenditure. Their participation added to a lively discussion in which their expertise was very useful.

18-19 October 2010

The fourth Financial Manager Seminar took place on 18-19 October 2010 in Leiden, the Netherlands. The Seminar was organised in cooperation with the Ministry of Housing, Spatial Planning and Environment (VROM).



Target groups were the Financial Managers of the Lead and Project Partners of the approved ESPON 2013 Projects, the centralized and decentralized First Level Controllers concerned for the approved ESPON 2013 Projects.

Around 30 people from 12 countries and 23 Institutions attended the event, representing financial managers of Lead and Project Partners, as well as First Level Controllers of approved ESPON 2013 Projects.

Information about e.g. eligibility rules, contracting, reporting and monitoring procedures has been given, as well as information about administrative, legal and practical matters of relevance concerning project coordination and management.

The second day of the financial Manager Seminar was organized in parallel sessions for Project Financial Managers and for First Level Financial Controllers willing to acquire additional and more specific information about ESPON 2013 reporting procedures and requirements for the certification of expenditure. These parallel sessions aimed at discussing lively in practice the specific reporting and control procedures from both perspectives, Financial Managers and First Level Controllers, and experiences sharing.

Two Annual Events 2010 - Info Days and Partner Café including a Q&A session

The Programme organised two major information activities (Info Days on New Call including Q&A sessions) to present the new funding opportunities and the conditions for applying. The events took place in May and mid September, targeting stakeholders, potential beneficiaries and authorities, the wider public. Detailed information on the ESPON 2013 Operational Programme, the calls, the conditions to access the funding and any other relevant information was provided. The events have been publicised widely to ensure a fair participation of actors from all participating Member and Partners States.

Info Day on New Calls and Partner Café in Brussels, 18 May 2010

More than 200 participants from 172 different Institutions and 22 countries attended the event, among them policy makers, scientists, experts, representatives of universities, research institutes and companies around Europe.

The purpose of the event was two-fold:

- to support the launch of the new Calls for Proposals including the new funding opportunities and the conditions for applying;



- to promote networking possibilities between potential project partners and to inspire new projects on the main topic proposed for the event.

The European Commission DG Regio and the Spanish ESPON Monitoring Committee Member presented the policy demand behind the need for further ESPON results.

Participants learnt about opportunities for taking part in ESPON project activities, the specifications and eligibility criteria of the new Calls, the modalities for applying. In the afternoon the programme included an ESPON Partner Café creating a forum for dialogue between potential project partners for setting up Transnational Project Groups. Participants had the opportunity to discuss on common interest in ESPON Calls.

Info Day on New Calls and Partner Café in Brussels, 8 September 2010

More than 100 participants from 84 different Institutions and 16 countries attended the event, among them policy makers, scientists, experts, representatives of universities, research institutes and companies around Europe.

The aim of the event was two-fold:

- Support the launch of the new Calls for Proposals through information on project content, new funding opportunities and conditions for applying;
- Promote networking possibilities between potential project partners and inspire new project consortia to submit proposals for the Calls.



The European Commission DG Regio and the Belgian EU Presidency presented the current European policy development and related demands towards the ESPON

2013 Programme. The ESPON Coordination Unit provided participants with a brief on the achievements and prospects on the Programme.

Participants learnt about opportunities for taking part in ESPON project activities, the themes and objectives of the Call for Targeted Analyses and the Call for the ESPON Database phase II.

The session on “How to Apply” focused on the legal framework, the eligibility criteria, the modalities for applying.

The programme included an ESPON Partner Café creating a forum for dialogue between potential project partners for setting up Transnational Project Groups aiming at submitting proposals for ESPON projects.

Participation in external events

The ESPON CU and the MA participated at the following different major conferences/events in order to present the ESPON 2013 Programme, the available funding opportunities, the progress in the implementation of the Programme:

- Campania Region, European Local and Regional Excellences, 11 - 12 February in Naples IT
- Sub Rosa on behalf of Norway Mission to the EU, Conversation, 12 February in Brussels BE
- EPP, Bureau meeting, 4-5 March in Budapest HU
- Interact Programme, Meeting of the ETC Programmes, 9 March in Bratislava SK
- Oeresundregion, Conference, 24 and 25 March in Malmoe SE
- Republic of Slovenia, Ministry of the Environment and Spatial Planning, Transnational conference: Potentials for territorial cooperation with Western Balkans, 19 and 20 April in Maribor SI
- Spanish Presidency of the EU, DG meeting on Territorial Agenda, 10 and 11 May, Seville SP
- Interact Programme, Meeting on KEEP, 12 May in Brussels BE
- Danish Research Organisation (DANRO), ESPON presentation for researchers, 20 May in Brussels BE
- European Commission, Conference Regions for Economic Change, 20 and 21 May in Brussels BE
- Regional Studies Association (RSA), RSA Annual International Conference, 24 – 25 and 26 May in Pécs HU
- Oeresundstinget, High level policy meeting in the Oeresundsregion, 28 May in Malmoe SE
- ETCCP meeting, 17 June in Budapest HU
- Arco Latino, Europe 2020 Strategy and repercussions on the Mediterranean area, 17 June in Brussels BE
- CPRM, Meeting on European Islands, 21 July in Brussels BE

- Federal State of Bremen in Germany, Seminar Regional innovation and cohesion policies, 14 September in Brussels BE
- Belgian Presidency of the European Union, Territorial Agenda Conference, 28 and 29 September in Wepion BE
- Belgian Presidency of the European Union, Conference Celebrating 20 Years of Territorial Cooperation and looking beyond 2013, 30 September and 1 October in Tournai BE
- European Commission and Committee of Regions, Open Days, 5 and 6 October in Brussels BE
- NTCCP meeting, 13 October in Namur BE
- IUME meeting, 9 November in Brussels BE
- Nordregio, DEMIFER Policy Lunch Seminar, 9 November in Brussels BE
- KU Leuven University, First International Workshop Exploring Attractiveness, Framing a research agenda on territorial attractiveness in Europe, 19 November in Leuven BE
- Ministerul Dezvoltarii Regionale si Turismului, Direcția Generală Dezvoltare Teritorială (MC Member from RO), Conference Territory matters in the formulation of policies and decision-making, 25 November in Bucharest RO
- University of Luxembourg, Territorial Dimension of Europe 2020 Strategy: ESPON and Policy Makers Point of View, 25 November in Luxembourg LU
- DG meeting on Territorial Agenda, 30 November in Namur BE
- Nordregio, EDORA Final Seminar, 3 December in Brussels BE
- VIA Round Table, 3 December in Brussels BE
- Urbact Programme, Meeting of the ETC Programmes, 4- 06 December in Lille FR

Flying the EU flag

For one week, starting 9th May, the MA flew the flag of the EU in front of its premises. All year round the ESPON CU flies the EU flag in front of its premises.

List of beneficiaries

The list of the beneficiaries has been published on the web site of the Programme since 2008, together with the names of the operations and the amount of public funding allocated to each single operation. The list will have been updated and published periodically after each binding decision of the Monitoring Committee.

Promotional Material

Pens, mouse pads and usb-keys

A Call for Tender was launched in August aimed at selecting a service provider able to supply promotional material such as pens, mouse pads and usb-keys to be distributed to ESPON's target groups. By the deadline of 17 September 2 offers were submitted by interested tenders.

The kick-off meeting with the successful tender took place in November. At the meeting the CU briefed the tender on the content of the Terms of Reference, the layout of the

promotional material, the publicity requirements to be observed and so on. The indicative date for delivery was agreed to be 1st of December 2010. Since there were some shortcomings in finding the right material to produce the mouse pad, the date could not be met and it was agreed to deliver the material by end January 2011.

Promotional Brochure and video clip

Within the Capitalisation strategy, the successful service provider on “CAP Strategy and Media Bureau” was asked in October to produce the brochure and the first video clip.

The objective of the brochure is to provide an overview of the Programme (mission, objectives, bodies) and promote its activities, content, projects through the first final results. It will primarily target decision makers, stakeholders and potential beneficiaries. It will however as well be interesting for the general public.

The video clip will be aimed at highlighting how policy makers have benefited from ESPON and how the Programme is being used to help support and contribute to the policies. The structure (story board, text, content) of the video clip has been presented at the MC in November for approval.

The production of the brochure and the video clip will be finalised in 2011.

Competition European MapArt

During 2010 the preparation of a European-wide open competition under the theme “European MapArt” started.

The aim is to use the process and results in communicating ESPON wider and with new target groups. In addition, the output is intended used for promotional material, such as an ESPON Calendar for wide distribution.

The competition will aim at inviting EU citizens to create cartographic images based on ESPON Maps with a distinct artistic appeal that will create attention to ESPON. The selection of the best entries in the competition may include high-level policy makers as selection panel and an event in Brussels publicising the result. Within this framework, the CU developed a proposal which has been approved by the MC in November.

The implementation of the competition will be launched in 2011.

5.2. Assessing the results of the information and publicity measures in terms of visibility and awareness of the ESPON 2013 Operational Programme and of the role played by the Community

The experience gained during the implementation of the information and communication activities will be used to refine the Communication Action Plans for the upcoming years. In particular, when preparing those Plans, the external evaluation evidence and recommendations will be taken into consideration.

5.2.1. Evaluation

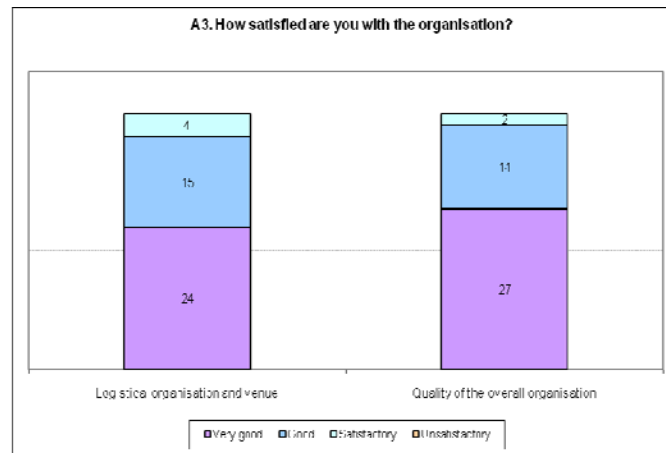
In 2010, ESPON has considerably increased its outreach. For instance, it significantly enhanced the usability and accessibility of its website attracting more than 230.000 web visits, subscribers to the ESPON newsletter increased by over 34 %, online news nearly tripled (50 news in 2010 *versus* 18 in 2009).

In addition to the above mentioned indicators, the evaluation was also based on brief questionnaire disseminated at ESPON events such as the Financial Manager Seminars.

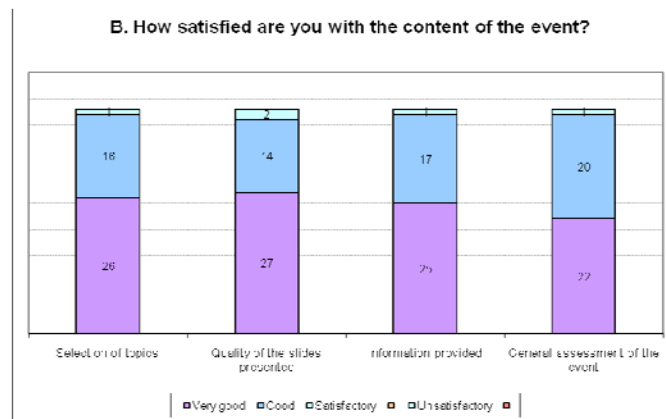
The evaluation was based on brief questionnaire and the results showed a positive assessment of the event.

At the Financial Manager Seminar in May a total of 43 questionnaires were completed. The following are the results:

- 70% of the respondents claimed that the registration process is simple
- 95% claimed that the duration of the event was appropriate
- there was good level of satisfaction with the organization



- and the level of satisfaction with the content was very good/good level



Among the **strong points** given, the usefulness of the event, the opportunity to share “good practices” with other financial managers, the quality of the information provided, the competent speakers were claimed.

Among the **weak points** given, the need of more examples and additional specification on the eligibility of costs were claimed.

5.2.2. External Evaluation

Introduction

Furthermore, the MA carried out a specific evaluation launching a call for tender in spring 2010, in accordance with European Council Regulation (EC) No 1083/2006 Article 48.3 and Commission Regulation (EC) No 1828/2006 Article 4(2).

In April 2011 the external evaluator provided the ESPON Coordination Unit with the results of a survey on the ESPON communication activities.

The results, which are summarised below, will be used to refine the future communication action plans.

Flash Survey on Communications

This document presents the results of a flash survey sent to individuals and organisations who have been involved in the ESPON Programme at some level. Over 1,500 questionnaires e-mails were sent to interested parties. 178 individual replies were received. Survey respondents were from 27 distinct countries, as detailed in the chart:

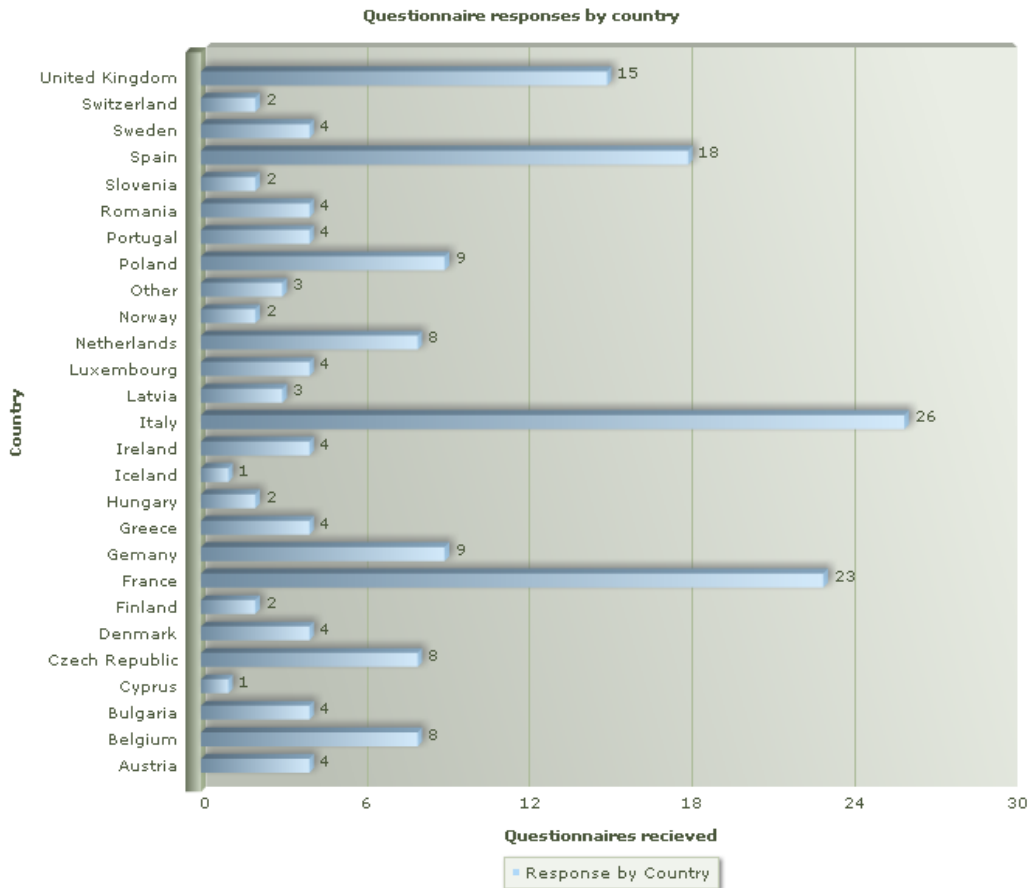


Figure 1 – Country Coverage

There was 1 response from Iran and 1 response from Serbia and a response from an individual who was concerned that revelation of country details would remove his or her anonymity [other category].

In terms of the profile of respondees the largest group response was from potential project partners [22.47%], followed closely by actual project partners [21.34%]. Responses from governmental organisation were 23.02% but this was split at local government [11.23%], regional government [9.55%] and national government [2.80%]. 10.11% of survey respondees were project lead partners and the remainder were ECP Members [4.494%], project stakeholders [2.8%], EU Institutions [2.24%]. 12.92 percent of survey respondees were in another category.

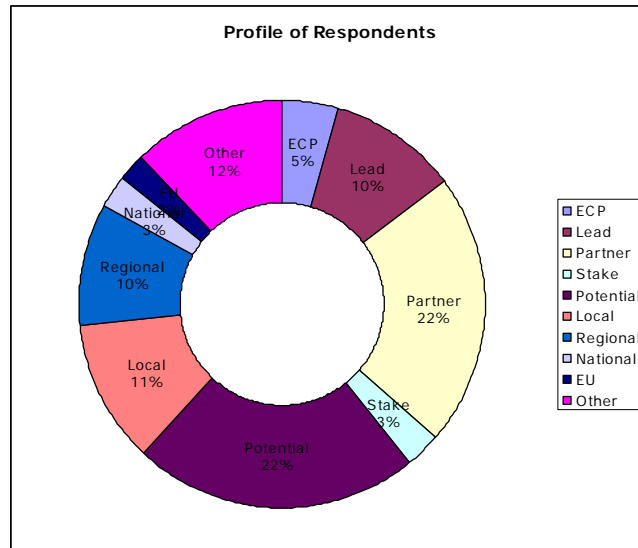


Figure 2 – Respondent Profile

The “Other” category included institutions/organisations such as: universities, consultancy firms, international organisations, NGOs, research institutions, other INTERREG programmes and individuals such as: KSS members, spatial planning professionals, students and researchers.

Knowledge of the ESPON Programme/Awareness

ESPON has good brand penetration within this constituency. 94.9% of survey respondents were familiar with the Programme logo and only 5.6% of respondents were unfamiliar with the ESPON Programme in general. 65% of those questioned either knew the Programme quite well or were very familiar with the Programme. This is a positive indicator relating to the success of the Programme’s communications strategy.

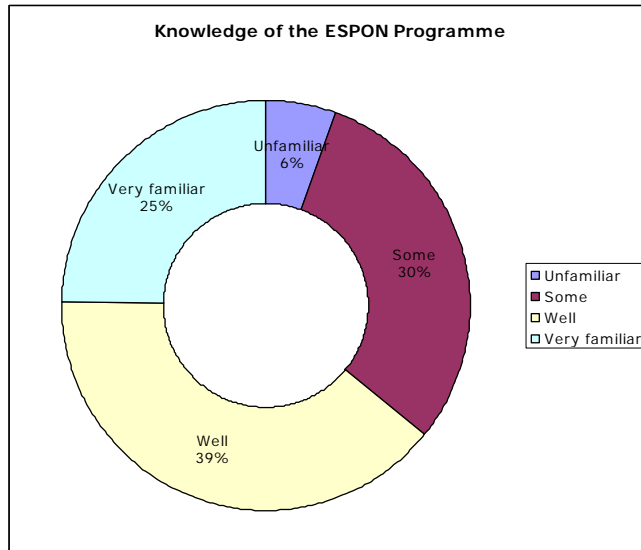


Figure 3 – Knowledge of the Programme

The vast majority [36.51%] of respondents were made aware of the ESPON Programme through colleagues. ESPON Events [12.92%] are also important in awareness generation though there were comments that ESPON events are changing and moving from networking and knowledge exchange fora to PR events. It was also commented that events need more advance promotion. The ESPON website [14.04%] is an important communications channel.

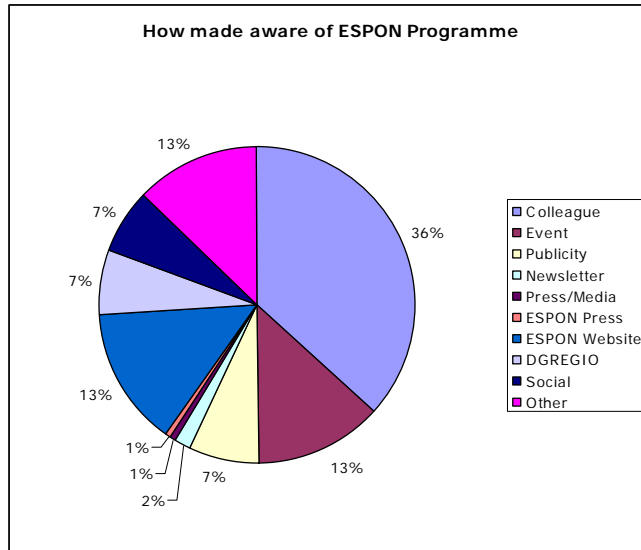


Figure 4 – How made aware

Newsletters [1.6%] and ESPON press/media channels [0.56%] are not well cited as media by which participants were made aware of the Programme. The “Other” category includes the NCP activity which is a common cited reference point. Social networks and promotion by DG REGIO [both 6.7%] account for the remainder of awareness generation activity.

The ESPON Website

As with “brand penetration”, the penetration of the ESPON website into the constituency is high. 87.97% of respondents are familiar with the website and over 64% use it on a weekly or monthly basis.

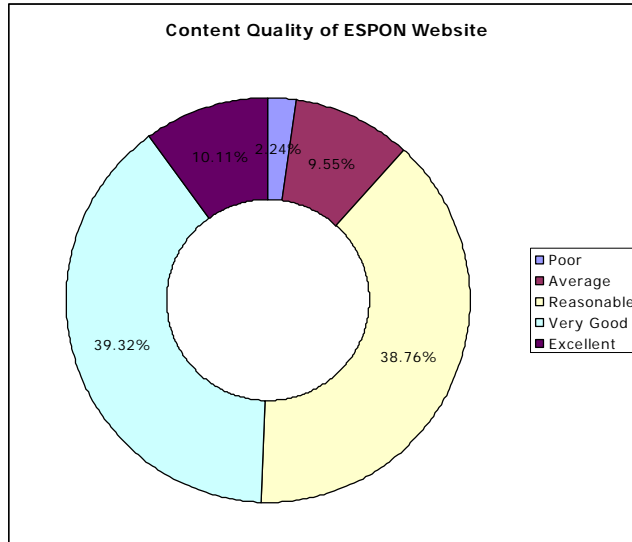


Figure 5 – Website content quality

The majority of survey participants [88.75%] thought the content quality was satisfactory or better. Only 2.2% thought the content was poor. 10% or respondents gave an “excellent” rating and almost 40% thought it very good. Accessibility of content is generally good in terms of access to reports and documents, for example, but access to more discrete data, indicators, for example, is judged more difficult. It is also noted that the ESPON Database is not multi-browser compliant and this is a significant weakness.

In terms of usability, again the ESPON website rates highly, 77.5% ranked usability reasonable or better, 10.67% thought it was excellent and only 6.7% gave a poor rating.

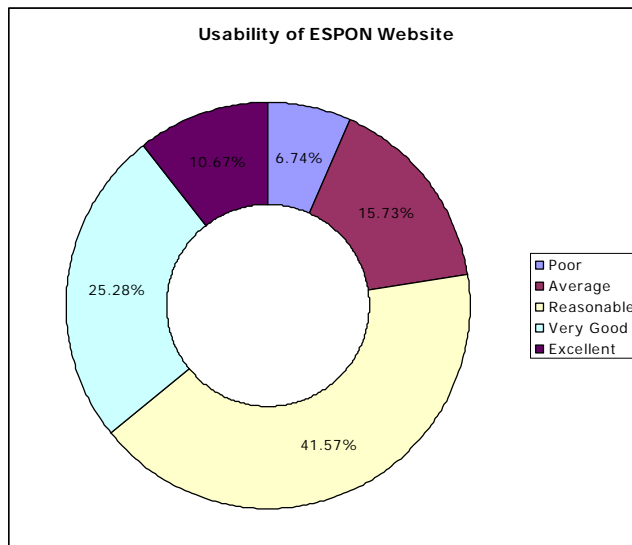


Figure 6 – Usability of website

ESPON Events/Publications

ESPON events are popular and well attended. 60.11% of survey participants have participated in ESPON Open Seminars; 57.86% have attended ESPON Info Days; and 30.89% have been to ESPON Workshops. ESPON NCP events attracted 22.47% of survey respondents and internal seminars 21.34%. The lowest attendance rate was for the ESPON Financial Manager courses [8.9%].

Again, perception of the quality of ESPON Events is high. 63.35% of respondents rated this criterion “very good” or better. A very low 1.1% perceived event quality “poor”.

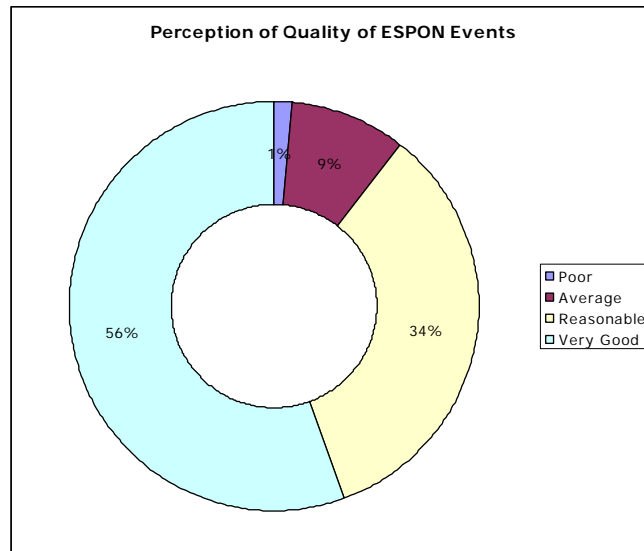


Figure 7 – Perception of the quality of ESPON events

Positive criticism relating to ESPON events focused upon the abundance of information supplied by the Programme but the lack of bags to contain the documentation, in this respect the size of the publications was also criticized due to the preponderance of maps, which made the volumes heavy.

Notwithstanding the specialised nature of the ESPON domain, the use of jargon and convoluted language has been commented on, with respect to ESPON publications. This result is making materials difficult to understand.

It was also noted that it might be worthwhile to expand participation in ESPON events.