



EUROPEAN UNION

Co-financed by the European Regional Development Fund

Inspire Policy Making with Territorial Evidence

# The material cultural heritage as a strategic territorial development resource

Mapping impacts through a set of  
common European socio-economic indicators

06 December 2018

# Contents

- Objectives and outcomes
- How to define MCH?
- Research questions
- Geographical scope
- Sector selected
- Key steps and indicators
- Timeline

# Objectives and outcomes



To quantify the contributions of the material cultural heritage to regional development over the past five years (2013 – 2016).



Common theoretical **framework** defining the most important economic sectors on which material cultural heritage has an impact

Identification and collection the empirical **evidence** of such impact

Structured **report** of evidence and impact

Development of a **monitoring** system

# How to define MCH?



**Movable and immovable objects recognised to have heritage value in each country**

**Historical buildings stock** (pre-1919 buildings)

Places where movable MCH objects are stored/exhibited: **museums, archives and libraries** (both public and private).

# Research questions



How can the socio-economic impact of the material cultural heritage be defined? In **which economic sectors** does the material cultural heritage contribute? How significant is the contribution?

**How to measure** the socio-economic impact of the material cultural heritage? How to express it in quantitative terms, considering reliability and validity, at the territorial level?



**How to compare** the results on impact of the material cultural heritage across (stakeholder) territories?

**How to monitor** at the territorial level and maintain regular surveillance over the material cultural heritage impact indicators, including development of time series and checking and reporting the status of the indicators?

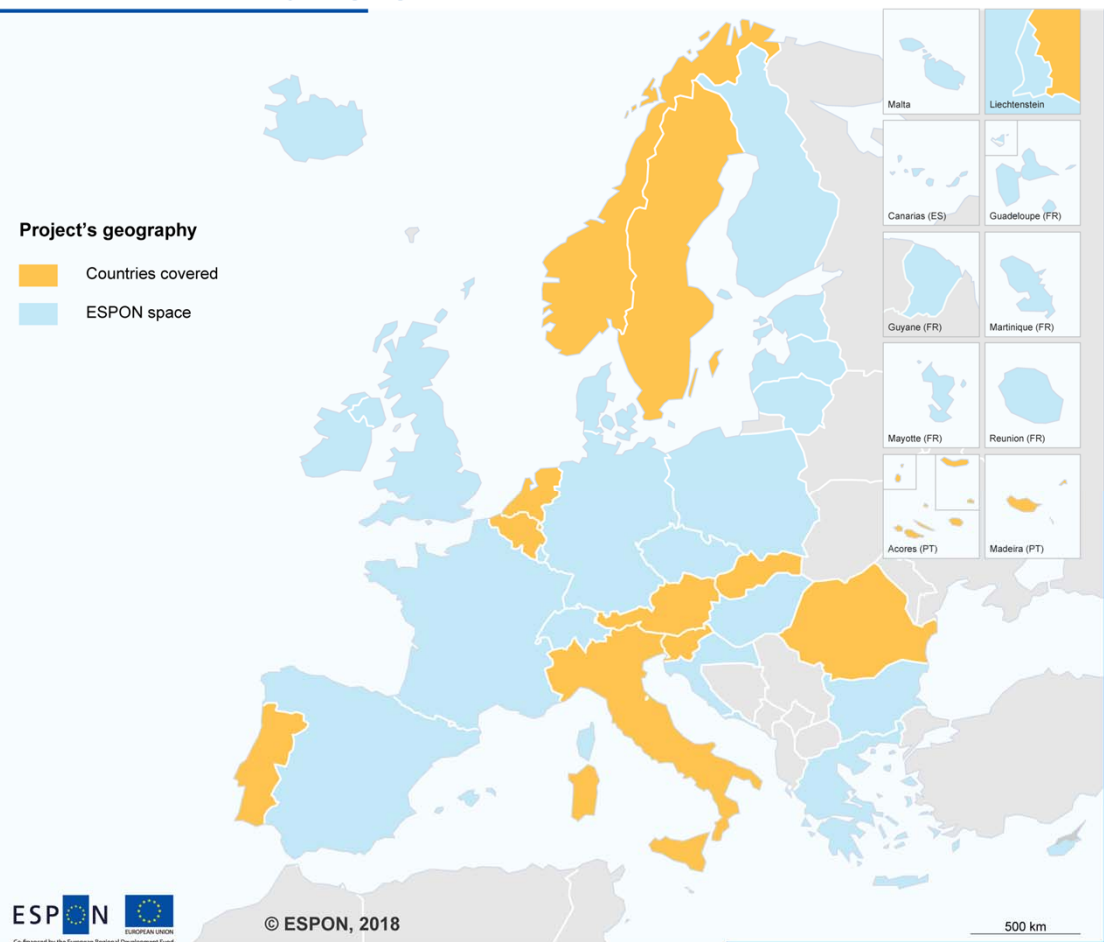


# Geographical scope

## Geographical scope

- ☐ Austria
- ☐ Belgium (Brussels and Flanders)
- ☐ Norway
- ☐ Romania
- ☐ Slovak Republic
- ☐ Slovenia
- ☐ Sweden
- ☐ The Netherlands
- ☐ Italy
- ☐ Portugal

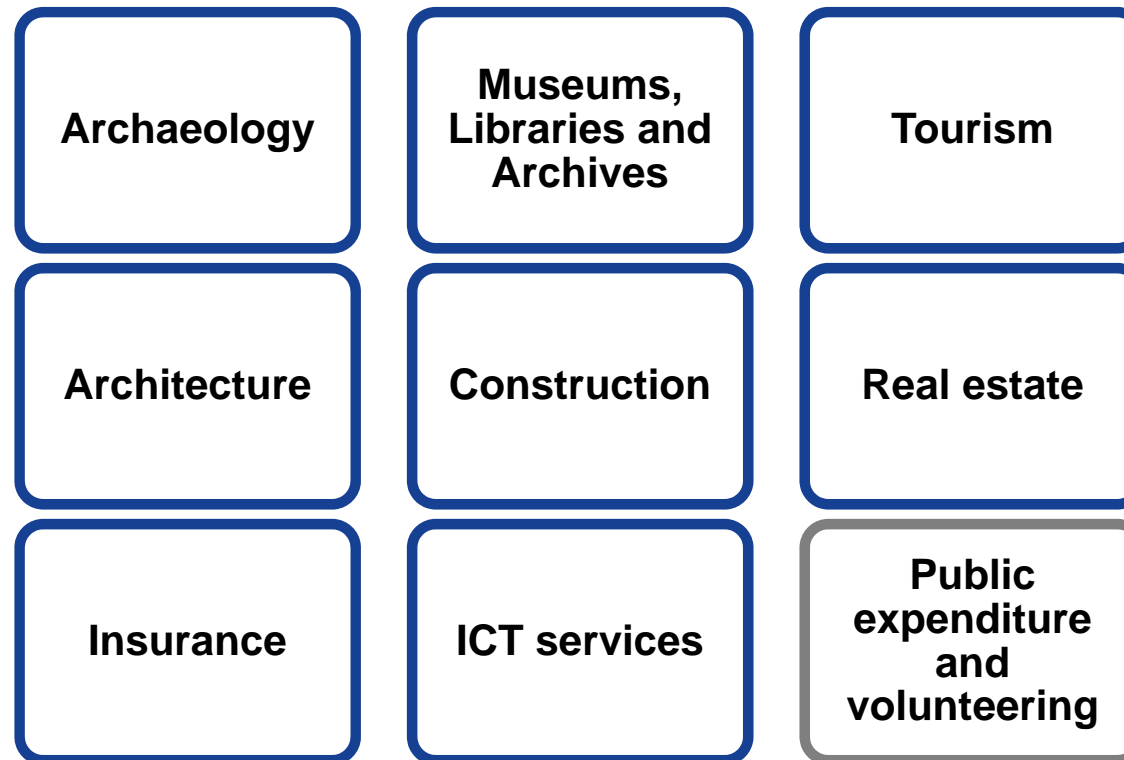
## ESPON HERITAGE project, geographical scope



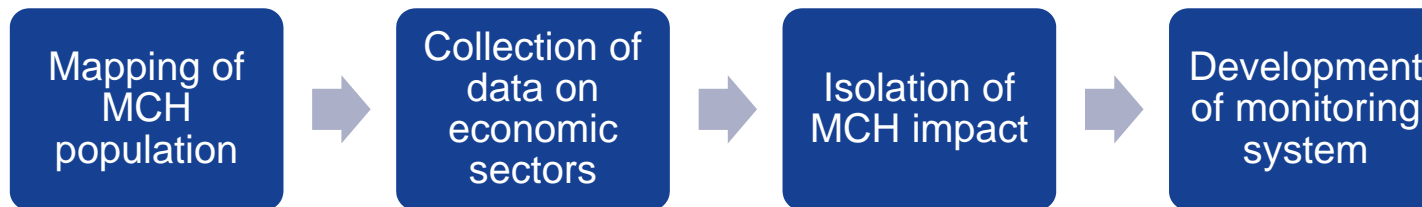
Regional level: NUTS 0 (version 2013)  
Source: ESPON EGTC, 2018  
Origin of data: ESPON EGTC, 2018  
© UMS RIATE for administrative boundaries

09-Oct-2018


# Sector selected



# Key steps and indicators



**Employment**



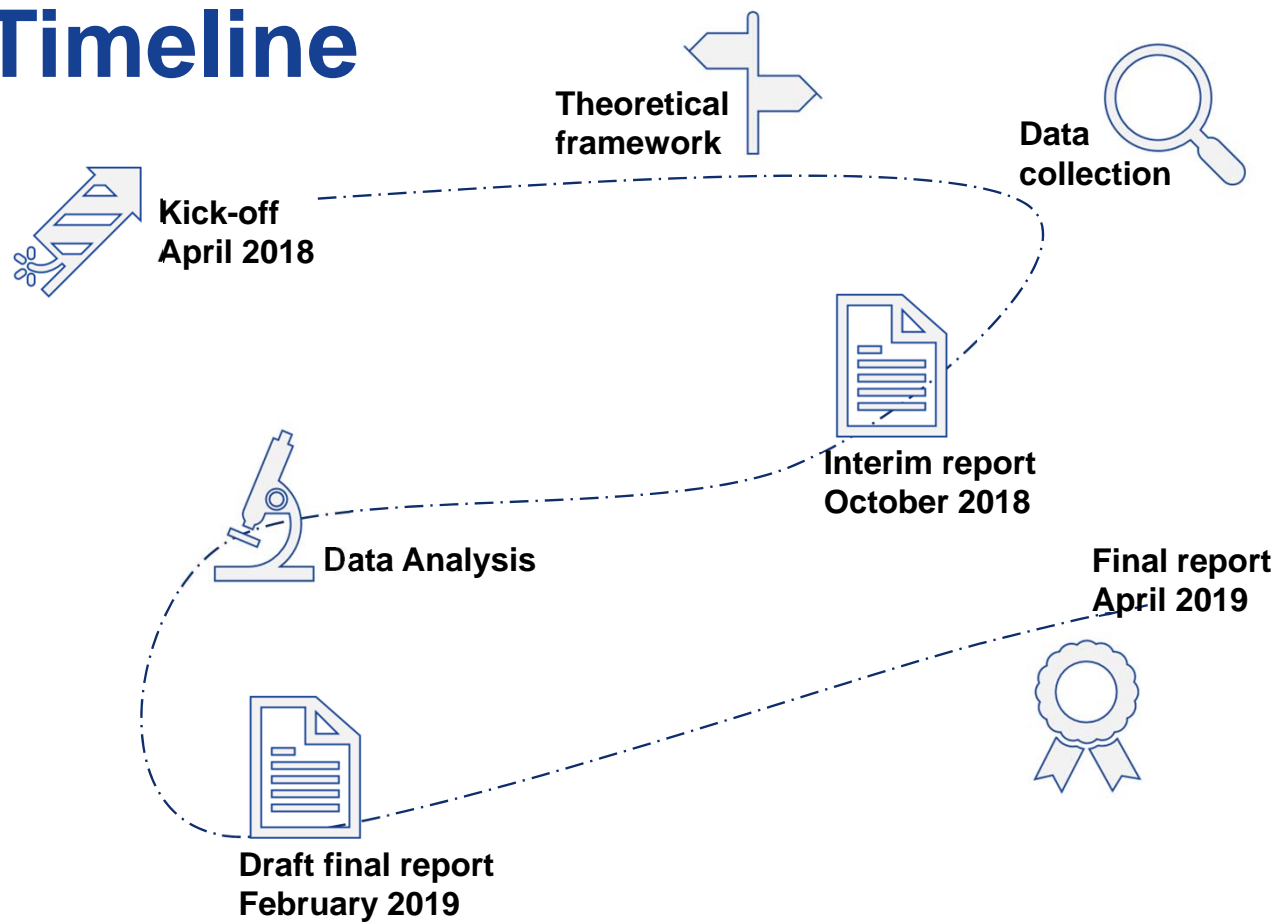
**Turnover**

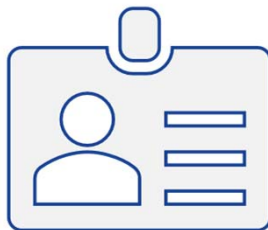


**Gross value added**



# Timeline





**Elissavet Lykogianni, PhD**  
**Valdani Vicari & Associati, Economics & Policy**  
***Associate Director***



[e.lykogianni@vva.it](mailto:e.lykogianni@vva.it)



# Questions and answers