



CCI 2007 CB 163 PO 022

ESPON 2013
**(The European Observation Network on
Territorial Development and Cohesion)**

Annual Report 2012

STRUCTURAL FUNDS 2007-2013
TERRITORIAL COOPERATION OBJECTIVE

Annual implementation report
(In accordance to article 67 of Council Regulation (EC) No 1083/2006)
Approved by the ESPON Monitoring Committee on 12 June 2013



EUROPEAN UNION
Part-financed by the European Regional Development Fund
INVESTING IN YOUR FUTURE

Table of content

1. IDENTIFICATION.....	5
2. OVERVIEW OF THE IMPLEMENTATION OF THE OPERATIONAL PROGRAMME.....	6
2.1. ACHIEVEMENT AND ANALYSIS OF THE PROGRESS.....	6
2.1.1. <i>Information on the progress of the Operational Programme</i>	8
2.1.2. <i>Financial information</i>	9
2.1.3. <i>Information about the breakdown of use of the Funds</i>	11
2.1.4. <i>Assistance by target groups</i>	13
2.1.5. <i>Assistance repaid or re-used</i>	13
2.1.6. <i>Qualitative analysis</i>	14
2.2. INFORMATION ABOUT COMPLIANCE WITH COMMUNITY LAW.....	15
2.3. SIGNIFICANT PROBLEMS ENCOUNTERED AND MEASURES TAKEN TO OVERCOME THEM.....	15
2.4. CHANGES IN THE CONTEXT OF THE OPERATIONAL PROGRAMME IMPLEMENTATION.....	16
2.5. SUBSTANTIAL MODIFICATION UNDER ARTICLE 57 OF REGULATION (EC) NO 1083/2006.....	16
2.6. COMPLEMENTARITY WITH OTHER INSTRUMENTS.....	16
2.7. MONITORING ARRANGEMENTS.....	16
2.7.1. <i>Monitoring of programme implementation</i>	17
2.7.2. <i>Monitoring of project implementation from a content point of view</i>	17
2.7.3. <i>Monitoring of projects financial implementation, including the Technical Assistance (TA)</i> ..	20
2.8. NATIONAL PERFORMANCE RESERVE.....	21
3. IMPLEMENTATION BY PRIORITY.....	22
3.1. PRIORITY 1.....	22
3.1.1. <i>Achievement of targets and analysis of the progress</i>	22
Information on the physical and financial progress of the priority.....	22
Qualitative analysis.....	31
3.1.2. <i>Significant problems encountered and measures taken to overcome them</i>	32
3.2. PRIORITY 2.....	32
3.2.1. <i>Achievement of targets and analysis of the progress</i>	32
Information on the physical and financial progress of the priority.....	32
Qualitative analysis.....	43
3.2.2. <i>Significant problems encountered and measures taken to overcome them</i>	43
3.3. PRIORITY 3.....	43
3.3.1. <i>Achievement of targets and analysis of the progress</i>	43
Information on the physical and financial progress of the priority.....	43
Priority 3 Projects.....	43
Priority 3 MA-led projects.....	50
Qualitative analysis.....	53
3.3.2. <i>Significant problems encountered and measures taken to overcome them</i>	54
3.4. PRIORITY 4.....	55
3.4.1. <i>Achievement of targets and analysis of the progress</i>	55
Information on the physical and financial progress priority.....	55
Priority 4 Transnational Networking Activity projects.....	55
Priority 4 MA-led projects.....	62
Qualitative analysis.....	88
3.4.2. <i>Significant problems encountered and measures taken to overcome them</i>	89
4. TECHNICAL ASSISTANCE.....	91
4.1 FINANCIAL IMPLEMENTATION OF CERTIFIED TA.....	94
4.2 FINANCIAL IMPLEMENTATION OF NOT YET CERTIFIED TA.....	95
5. INFORMATION AND PUBLICITY.....	99
5.1. PUBLICITY AND COMMUNICATIONS ACTIVITY UNDERTAKEN TO DECEMBER 2012.....	99
5.1.1. <i>Information tools</i>	99
Programme Manual and Applicants' packages.....	99
Official Journal of the EU.....	100
Programme Managing Support System (PMSS).....	100

Programme Bodies	100
<i>5.1.2. Communication tools</i>	<i>101</i>
Publications supporting the Communication Action Plan 2012	101
ESPON Newsletter	101
ESPON Website	104
ESPON Intranet	105
Media	105
Social media	107
<i>5.1.3. Targeted activities and actions/Events.....</i>	<i>108</i>
Financial Manager Seminars	109
Calls for Proposals (18 April 12 – 13 June 12).....	109
Annual Event: Info Day on Calls for Proposals and Partner Café in Brussels, 10 May 2012	110
ESPON MapArt for Europe	110
Participation at external events.....	111
Flying the EU flag	112
List of beneficiaries.....	112
Promotional material	112
Evaluation	112

Abbreviations

AA:	Audit Authority
CA:	Certifying Authority
CC:	Concertation Committee
CU:	Coordination Unit
EC:	European Commission
ECP:	ESPO Contact Point
EoI:	Expression of Interest
ERDF:	European Regional Development Fund
EU:	European Union
FLC	First Level Financial Control
GoA:	Group of Auditors
KSS:	Knowledge Support System
LP:	Lead Partner
MA:	Managing Authority
MC:	Monitoring Committee
PMSS:	Programme Monitoring Support System
SB:	Sounding Board
TA:	Technical Assistance
TIA	Territorial Impact Assessment
TNA:	Transnational Networking Activity
TPG:	Transnational Project Group
TTC	Transnational Territorial Cooperation

1. Identification

OPERATIONAL PROGRAMME	Objective concerned: European Territorial Cooperation
	Eligible area concerned: EU 27 as well as Iceland, Lichtenstein, Norway and Switzerland as Partner States
	Programming period: 2007-2013
	Programme number (CCI No): CCI 2007 CB 163 PO 022
	Programme title: ESPON 2013 (European observation network on territorial development and cohesion)
ANNUAL IMPLEMENTATION REPORT	Reporting year: 2012
	Date of approval of the annual report by the monitoring committee: 12 June 2013

2. Overview of the implementation of the Operational Programme

2.1. Achievement and analysis of the progress

Throughout 2012, ESPON celebrated 10 years of operation. The ESPON Programme today is a recognised provider of comparable pan-European evidence, analyses and scenarios on territorial dynamics to policy development at all levels. It builds up a knowledge and evidence base that helps regions, cities and larger territories in deciding on their development. In the ESPON 2013 Programme 31 countries are participating and contributing, 27 European Union (EU) Member States as well as the 4 Partner States Iceland, Lichtenstein, Norway and Switzerland. Universities, research organisations and consultancies have been broadly participating in studies carried out under this programme and contributed to provide a link between research and policy making. The implementation of the ESPON 2013 Programme is progressing as more and more project results become available, supporting better understanding on territorial structures, trends, perspectives and policy impacts, seen from a European perspective.

The Work Programme 2012 for the implementation of the 5 Programme Priorities within the ESPON 2013 Programme has been set-up in close collaboration with the Monitoring Committee (MC) and the Concertation Committee (CC).

Being the set up of the programme completed, and the entire implementation system in place already since 2010, 2012 was the year in which numerous projects were running. They were complemented by one Targeted Analysis, three projects under the Scientific Platform and a Transnational Networking Activity (TNA) resulting from the final call of this programme implementation period. During this year the ESPON 2013 Programme had 18 Applied Research projects under implementation together with 15 Targeted Analyses and nine projects under the Scientific Platform which were complemented by several Managing Authority (MA)-led projects. Under 'Capitalisation, Ownership and Participation' seven TNAs and also several MA-led projects have been conducted.

Besides the implementation of new projects additional final results of Applied Research and Targeted Analyses projects became available during 2012. This further accelerated the communication and capitalisation of results under the Programme. Several actions towards potential beneficiaries of the programme were implemented as for example the publication of the Territorial Observation no. 6 or factsheets for cross-border and transnational co-operation areas. Additional activities and events created increased awareness of European territorial dynamics and subsequent interest of stakeholders in using ESPON results in practice.

As already in the previous years, also the implementation of the programme during 2012 connected as closely as possible to the policy development process related to territorial cohesion and the future of EU Cohesion Policy. In this context, a major challenge ahead was to provide operational support to the policy process with territorial facts and evidence. The ESPON 2013 Programme in 2012 has delivered additional solid and profound knowledge on European territorial structures, trends, perspectives and policy impacts.

The 2012 audit of operations and the previous audits results from 2009 to 2011 were concluded positively. The necessary elements and set up procedures, complying with the rules and expectations, keep providing a sufficient procedures framework for the implementation of the Programme. In 2012, the yearly audit of operations covered expenditures from three projects from Priority 1 and 2. Taking into account the audit results revealing a proper functioning and low risk of the ESPON 2013 Programme

procedural framework, the external auditor indicated that the management and control system of the ESPON programme remains at highest level of confidence.

According to the Management and Control System Description, the Certifying Authority (CA) continued the implementation in 2012 of “CA quality checks” on operations by following-up and closing the quality check of 2010 and continuing the operation quality check selected in the end of 2011. Two Member States carried on their quality checks on First Level Financial Control (FLC) Systems in 2012 and a clarification meeting on FLC issues was held by one Member State in the second half of 2012. The MA quality checks performed in the second half of 2012 covered 2 Member States and 1 Partner State.

Four major strategic avenues have been pursued during the implementation of the ESPON 2013 Programme in 2012:

- (1) Strengthening capitalisation and communication based on the rising number of final results in support of wide-spread use of ESPON territorial evidence, including targeted activities and publishing publications according to the decided Publication Plan 2011-2014. For the communication, three new concepts for video clips were developed together with the contracted media bureau, which resulted in six new videos based on two ESPON events and delivered in beginning of the year. As well press releases and media report were produced aiming at the ESPON Open Seminar “European Territorial Evidence for EU Cohesion Policy and Programming” in Aalborg, Denmark, in June. As previously, different materials in support of communication activities were produced, including newsletters and a final version of the Project Overview. The communication towards potential beneficiaries continued in 2012 based on the original Communication Plan for the ESPON 2013 Programme. The in general well-attended events organised as part of the ESPON Seminars and Workshops included the Open Seminar in Aalborg, two workshops and a joint ESPON and INTERact seminar. The publication activities supporting the implementation of the extensive ESPON Publication Plan were strengthened by the development and contracting of the service providers for External Expertise, Layout and Printing, which all will be active in the beginning of 2013.
- (2) Implementing the strategy outlined in the Roadmap for avoiding de-commitment within the ESPON 2013 Programme and continue with a sound programme financial management keeping the low irregularity rate.
- (3) Launching the remaining projects within the Targeted Analyses, Scientific Platform and Tools as well as TNAs, absorbing the remaining funds available, and supporting projects with high quality final results, ensuring easy communicating executive summaries. It can be highlighted that concerning the Priority 3 Scientific Platform, the levels of activities increased considerably during 2012.
- (4) Preparing further the future ESPON post 2013 in a transparent process that can lead to a proposal in time for the decision making process related to EU Cohesion Policy 2014-2020.

The experiences from 2009 to 2011 showed that particular attention needed to be given to the correct and timely functioning of the FLC System in the different Member and Partner States. This remained a crucial task in 2012 both for the MA/ Coordination Unit (CU)/CA and Member and Partner States by performing their first quality check on FLC, in order to avoid any risk of de-commitment which might arise not just from a low level of programme financial commitment, but also from delayed project reporting and

insufficient quality of the certification according to FLC accompanying the projects claims.

Overall it can be concluded that in 2012 the programme financial implementation has been undergoing a major effort where payments made by the CA towards beneficiaries kept rising consistently. However, the target to avoid de-commitment of funds by the end of 2013 will still be a top priority in 2013.

2.1.1. Information on the progress of the Operational Programme

The number of actions realised increased during 2012 due to the contracting of projects stemming from the call of 24 August 2011 to 20 October 2011. This call for proposal covered Applied Research projects, Targeted Analyses and projects on the Scientific Platform as well as TNAs. The number of actions conducted under Priority 3 and 4 was previously dominated by the implementation of MA-led projects. Here a change could be observed as more and more projects are commencing and strategic MA-led projects are introduced covering the period 2011-2014.

The number of submitted proposals increased in 2012 on the basis of the last call of the ESPON 2013 Programme implementation period which was open from 18 April 2012 to 13 June 2012, covering one Targeted Analysis, three projects under the Scientific Platform and one TNA. Altogether 20 proposals were received for this call, of which 18 were targeting Priority 3 projects. Even though just one proposal was received respectively for Priority 2 and 4, the call received applications for all projects included. The number of ineligible proposals remained considerable low.

The release of publications, e-newsletter and press releases could be further raised. This is mainly due to the high number of press releases and newsletters published during 2012. In addition, the Territorial Observation No. 6 covering the topic 'Territorial Dynamics in Europe: Regions and Cities in the Global Economy' was finalised and distributed among others to the Members of the ESPON MC, the ESPON Contact Point (ECP) network and the European Commission (EC). Also the publication 'Territorial Impact Assessment of Policies and EU Directives' based on contributions from ESPON projects and the EC could be made available.

Furthermore the number of participants attending ESPON seminars, workshops and other events could be raised. More specifically, 100 potential beneficiaries participated in the ESPON Info Day that took place in Brussels. The Open Seminar in Aalborg attracted 227, the ESPON workshop on 'Territorial Impact Assessment' 28 and the Financial Manager seminar 47 attendees. In the second half of 2012, 45 participants were registered at the ESPON –INTERACT joint workshop on 'European Territorial Cooperation', 56 at the ESPON workshop on 'Innovation & Knowledge' and 190 participants at the ESPON Internal Seminar in Cyprus. In addition, it can be noticed that the users of the Twitter account, the LinkedIn group and the ESPON Partner Cafe are further growing. All these tools are supporting networking activities between potential beneficiaries and creating further interest in the ESPON website.

The efforts made by the MA/CU on the implementation of the roadmap to avoid de-commitment contributed to an increasing absorption of funds at project level. A significant increase could be especially observed during the 2nd half of 2012. This is particular visible for projects under Priority 1,2 and 3. The MA/CU will continue their extensive efforts on the swift processing of progress reports. Regrettably, still no additional payments have been certified to the EC by the CA for cost incurred under Priority 5 due to internal delays also with the FLC procedure.

From a more programme management point of view, the third series audits of operation on the ESPON 2013 Programme (“audits 2012”) were performed by the external auditor between March and May 2012 in accordance with the audit strategy approved on September 2008. The sampling of these audits of operations had been performed by the Audit Authority (AA) and approved at the Group of Auditors (GoA) meeting on 14-15 November 2011, selecting a random sampling and a complementary sampling. The random sample and the complementary sample included project expenditures from three projects from Priority 1 and 2. The aim of these audits of operation was to assess the efficiency of the management and control system. The audits 2012 final reports have been reviewed and approved by the AA and GoA members on 4 July 2012 by written procedure.

The external auditor presented at the GoA meeting on 13-14 November 2012, the results of the audits of operations 2012 and the follow-up of findings from the previous year audit (“audits 2011”). As communicated in the Annual Control Report 2012, the final finding from audits 2011 was followed-up in 2012 by the MA/CU/CA by launching a recovery procedure. The total ineligible amount of 388 EUR related to this finding 2011 have been recovered by the CA in 2012. From audits 2012, six final findings remain open after the contradictory procedures: two relates to sub-system findings, four to expenditures findings. An action plan detailing remedial actions, authority body in charge and deadlines for follow-up has been included in the Annual Control Report 2012. The Annual control report was submitted to the EC by the AA on 18 December 2012, along with the corresponding opinion approved by the GoA members in 13-14 November 2012.

Sampling for the fourth year audits of operation (“audits 2013”) has already been discussed and approved during the GoA meeting on 13-14 November 2012. The random sample and the complementary sample for the audits 2013 include project expenditures from four projects from Priority 1 and 4.

The problems identified in the Annual Implementation Report 2010 on the spending of the allocated budget were taken serious. The financial execution rate could be raised significantly during 2011 for Priority 1, 2, 3 and 4. In the 2nd half of 2011 the payments made by the CA under Priority 2 and 3 increased almost by 100%, identifying clearly that progress is made. In 2011 payments were reported to the EC by the CA under Priority 4 for the first time during the programme implementation period. This positive development and the continuous efforts made by the MA/CU on the implementation of a ‘Roadmap - Avoiding de-commitment’ of funds contributed to the increasing absorption of funds.

As 2011, also 2012 was in many ways an important year for the ESPON 2013 Programme especially with regard to additional final results that were delivered by the ongoing projects under Priority 1, 2 and 3 and the following capitalisation actions.

No quantifiable indicators have been mentioned at programme level in the Operational Programme. Quantifiable indicators have only been defined at priority levels which are presented in details under Chapter 3.

2.1.2. Financial information

In the course of 2012 altogether 53 project progress reports requesting reimbursements were submitted by the Lead Partners (LP)s. Following the assessment and the quality control on FLC undertaken by the ESPON CU, all progress reports were considered as receivable and there was no need to send back reports for correction. However, it needs

to be mentioned that the ESPON CU had to ask clarifications to all progress reports and the LPs were requested to correct errors in the forms completing the documentations to entirely complying with the reporting requirements. In total 49 progress reports of the 53 submitted by LPs could be accepted and processed towards the CA for recommending for payment. To the rest of the reports submitted by the LPs the ESPON CU had to wait for the requested clarifications and corrections that have not been completed in the year of 2012.

The amounts reported by the beneficiaries as well as accepted by the ESPON CA are detailed in the table below. It needs to be underlined that by the end of 2012 almost 100% of the total funding was committed.

Priority axes by source of funding (EUR) in 2012

	Expenditure paid out by the beneficiaries included in payment claims sent to the managing authority	Corresponding public contribution	Private Expenditure*	Expenditure paid by the body responsible for making payments to the beneficiaries	Total payments received from the Commission
Priority Axis 1 – Applied Research					
ERDF type expenditure	9'108'271,11 €	9'108'271,11 €	0,00 €	8'178'117,84 €	7'360'370,32 €
Priority Axis 2 – Targeted Analysis					
ERDF type expenditure	2'573'124,21 €	2'573'124,21 €	0,00 €	2'162'545,47 €	1'730'036,38 €
Priority Axis 3 – Scientific Platform					
ERDF type expenditure	994'234,33 €	994'234,33 €	0,00 €	922'073,90 €	783'717,82 €
Priority Axis 4 – Capitalization					
ERDF type expenditure	1'138'127,19 €	1'138'127,19 €	0,00 €	971'571,98 €	767'517,37 €
Priority Axis 5 – TA, Analytical Support, Communication					
ERDF type expenditure	681'825,14 €	681'825,14 €	0,00 €	681'825,14 €	163'667,58 €
Grand Total	14'495'581,98 €	14'495'581,98 €	0,00 €	12'916'134,33 €	10'805'309,47 €
Total in transitional regions in the grand total	0,00 €	0,00 €	0,00 €	0,00 €	0,00 €
Total in non-transitional regions in the grand total	0,00 €	0,00 €	0,00 €	0,00 €	0,00 €
ESF type expenditure in the grand total where the Operational Programme is co-financed by the ERDF	0,00 €	0,00 €	0,00 €	0,00 €	0,00 €
ERDF type expenditure in the grand total where the Operational Programme is co-financed by the ESF	0,00 €	0,00 €	0,00 €	0,00 €	0,00 €

* Only applicable for operational programmes expressed in total cost.

2.1.3. Information about the breakdown of use of the Funds

The table below presents financial information about the certified European Regional Development Fund (ERDF) expenditure by the end of 2012.

Combination of codes of dimensions 1 to 5 only ERDF for the whole programming period					
Code * Dimension 1 Priority theme	Code * Dimension 2 Form of finance	Code * Dimension 3 Territory	Code * Dimension 4 Economic activity	Code * Dimension 5 Location	Amount **
Code 81 Mechanisms for improving good policy and programme design, monitoring and evaluation					10.685.832,14€
Code 85 Preparation, implementation, monitoring and inspection					109.657,28 €
Code 86 Evaluation and studies; information and communication					9.820,05 €
Sub-Total					10.805.309,48€
	Code 01 Non-repayable aid				10.805.309,48€
Sub-Total					10.805.309,48€
		Code 00 Not applicable			0,00 €
Sub-Total					10.805.309,48€
			Code 00 Not applicable		0,00 €
Sub-Total					10.805.309,48€

	EU	10.805.309,48€
Sub-Total		10.805.309,48€
Total		10.805.309,48€

* the categories should be coded for each dimension using the standard classification

** allocated amount of the Community contribution for each combination of categories

The table below presents the financial information about allocated ERDF expenditure for operations selected until the end of 2012. The figures display the ERDF share of the total budget of contracted project not considering the payment forecast of these projects for a specific year.

Combination of codes of dimensions 1 to 5 only ERDF for the whole programming period					
Code * Dimension 1 Priority theme	Code * Dimension 2 Form of finance	Code * Dimension 3 Territory	Code * Dimension 4 Economic activity	Code * Dimension 5 Location	Amount **
Code 81 Mechanisms for improving good policy and programme design, monitoring and evaluation					32.639.372,34€
Code 85 Preparation, implementation, monitoring and inspection					943.537,49€
Code 86 Evaluation and studies; information and communication					84.495,89 €
Sub-Total					33.667.405,73€
	Code 01 Non-repayable aid				33.667.405,73 €

Sub-Total					33.667.405,73€
		Code 00			0,00 €
		Not applicable			
Sub-Total					33.667.405,73€
			Code 00		0,00 €
			Not applicable		
Sub-Total					33.667.405,73€
				EU	33.667.405,73 €
Sub-Total					33.667.405,73€
Total					33.667.405,73€

* the categories should be coded for each dimension using the standard classification

** allocated amount of the Community contribution for each combination of categories

2.1.4. Assistance by target groups

Not applicable.

2.1.5. Assistance repaid or re-used

Based on audits of operations results in 2011, one finding for a total amount of ineligible expenditures of 388 EUR has been recovered via recovery procedure launched by the MA from 3rd October 2011. The CA confirmed to the MA/CU the reception of the recovered amount of 388 EUR from the LP of the audited operation. This recovery was deducted in the payment claim of 17 October 2012.

From audits of operations performed in 2012, there were four expenditures findings with ineligible costs, allocated as follows:

- Two expenditures findings concern the Project Partner, University of Vienna, Faculty of Geosciences of the DEMIFER Project. The expenditure findings relate (1) to ineligible costs for an error calculation of staff costs, and the non respect of total real worked hours principle, for an amount of 564,07 EUR and (2) to inadequate audit trail, no proof of reimbursement of administration costs (global budget) for an amount of 2.278,23 EUR.

The total ineligible amount of 2.842,30 EUR for the DEMIFER project will be deducted from the next progress report payment by the CA on recommendation of the MA/CU, since the project is not yet closed. The latest payments of the DEMIFER project concerned the progress reports n°3 and 4 and were executed on 8 May 2012 by the CA. Progress reports 5 and 6 were due respectively on 30 April 2011 and 31 October 2011 but were received by the ESPON CU yet by the end of 2012.

- Two expenditures findings concern the LP, Blue! advancing european projects of the TRANSMEC Project. The expenditure findings relate (1) to ineligible costs due to VAT for an amount of 87,63 EUR and (2) to inadequate audit trail, lack of proof of payment and of accounting entry detail for an amount of 642,10 EUR.

The total ineligible amount of 729,73 EUR has been subject of a recovery procedure launched by MA decision on 2 October 2012. The MC members of the ESPON Programme have been informed on 22 October 2012 of the ongoing recovery procedure and the MC member of Germany gave formal agreement on the recovery procedure on 16 November 2012. The recovery of 729,73 EUR has been received on 9 January 2013, as confirmed by the CA on 11 January 2013. This recovery will be deducted in 2013 in the next payment claim to the EC.

The CA confirmed to the MA/CU the reception of the recovered amount of 388 € from the LP of the audited operation. This recovery was deducted from the first certification of payment made by the CA in May 2012.

2.1.6. Qualitative analysis

From a programme management point of view, during 2012 the efforts were concentrated on ensuring a sufficient speed in the implementation of the different programme priorities in order to avoid any risk of de-commitment and to forward the dissemination activities.

Overall the programme implementation seems to be on a good track with a good development especially with respect to the project implementation, with an increasing focus on communication and capitalisation measures. The absorption of funds from the operation side increased, additional efforts though are still required concerning the spending and certification of cost for MA-led projects. Thanks to the joint efforts between the ESPON MA, CU, CA and LPs and PPs the ESPON Programme did not have to face de-commitment at the end of 2012.

In general, the call launched for proposals in 2012 under Priority 2-4 can be considered successful. For all projects that were included in the call a sufficient number of proposals have been received, indicating a vivid interest from the scientific community. For the Targeted Analysis, i.e. 'North Sea STAR' and the TNA, included in this call only one proposal each was received.

The implementation of projects within the Priority 3 Scientific Platform is now catching up and the level of activities increased considerably in 2012. In total seven Scientific Platform projects were running at the end of the year and are in generally progressing well. Besides some necessary revisions and unforeseen delays, the projects within the Priority 3 MA-led projects are in general progressing in a satisfying way and the deliveries are of good quality.

Two additional Priority 4 TNA projects were selected and contracted in 2012, making the total number of TNA projects to be carried out during the ESPON Programme seven. A number of the Priority 4 MA-led projects come to an end in 2012, but three new service contracts within "4.1a Media and Publications" were prepared and are being implemented supporting the capitalisation activities which will peak in 2013 and 2014. The additional MA-led projects "4.1b Capitalisation Strategy and Media Bureau 2009", "4.1c Website II (2011-2014)", and "4.2 European Seminars and Workshops 2011-2014" are progressing in a satisfying way and the deliveries of sufficient to high quality.

2.2. Information about compliance with Community law

There were no problems encountered relating to the compliance with Community law in the implementation of the Operational Programme.

2.3. Significant problems encountered and measures taken to overcome them

The significant delays from the side of the beneficiaries in submitting financial reports are still considered as a major problem in the financial implementation of the ESPON 2013 Programme. As in previous years, the delays are partly related to problems inside the project partnership due to the high number of partners in some cases. In 2012 the ESPON CU experienced that in several countries the centralized first level control bodies are lacking resources to undertake the first level control and consequently, the certification procedure cannot be implemented within the given 2 months deadline.

Compared to previous years, it needs to be highlighted that the quality of the reports improved. All 53 progress reports submitted in the course of 2012 were declared receivable and 49 reports submitted by LPs could be accepted and processed towards the CA for recommending for payment. For the remaining 4 progress reports, clarifications were requested in order to complete and correct the documentation.

The programme did not face de-commitment in 2012. However, the de-commitment situation for 2013 represents a challenge considering that the level of expenditure to be certified is high in relation to the rhythm of absorption and reporting of the projects. The MA and the ESPON CU therefore continue to follow the steps of the road map that was approved by the ESPON MC in 2010 for avoiding fund de-commitment.

Beside the road map the ESPON CU continued to invest more resources and to be active by providing information, additional guidance not only to LPs but also directly to Project Partners and to the national and designated First Level Financial Controllers in order to ensure that impeccable financial reports are forwarded on time to the CA for processing. A pre-check of the reporting documents before they are submitted by the LP to the First Level Financial Controller has been offered to beneficiaries. Member and Partner States have been requested to improve and speed up the certification process in their respective countries and a financial managers' seminar involving all beneficiaries has been organised during 2012.

As a new challenge, it needs to be mentioned that several projects have faced the problem of partner change or partner drop out in their partnership. The procedural steps related to the changes in the partnerships of several projects required also more resources from the ESPON CU and a very intensive effort was needed in order to complete the contractual procedures related to these changes.

The audits of operations carried out in 2012 in accordance with the audit strategy of the Operational Programme, have been presented by the external auditor at the GoA meeting in 13-14 November 2012. The audit of operations undertaken in 2012 covered expenditures from three projects from Priority 1 and, 2.

One final finding of audits of operation 2011 has been closed in 2012 by recovery procedure of the ineligible amount of 388 EUR. From the audits of operation 2012, six final findings remained open after the contradictory procedures: 2 related to sub-systems findings and four to expenditures findings (729,73 EUR for the TRANSMEC project – already recovered on 9 January 2013 - and 2.842,30 EUR for the DEMIFER project, that will be deducted from next progress report payment in 2013). An action plan detailing the remedial actions for these six findings has been included in the

Annual Control Report 2012 submitted to the EC on 18 December 2012. The action plan identified the authority body in charge of the remedial actions and follow-up and the remedial actions deadlines in 2013. Taking into account the audit results 2012 with a total error rate of 1,09%, the external auditor indicated that the management and control system remains at highest level of confidence by the end of 2012.

No significant problems with regard to Priority 1 and 2 have been encountered in the course of 2012.

The Priority 3 projects are now all contracted and under implementation in a good way. However, for the M4D Project it was necessary to make an addendum to the subsidy contract on data checking, quality control and integration into the ESPON database in order to guarantee that the datasets from all ESPON projects are equally treated and in particular that the ESPON projects not included in the M4D proposal. This was made possible by the MC decision to re-allocate funds from the MA-led project “3.4 Update of Indicators and Maps 2011-2014”. As a consequence, the budget for this MA-led project was reduced as well as the number of envisaged targeted actions. The actions planned within the MA-led project “3.2b Tools 2011-2014” have all been delayed, including the improvement of the usefulness of the ESPON HyperAtlas, development of a TIA web application and an online training platform. Renewed efforts have been done by CU and the actions are scheduled for implementation during the first half of 2013.

Considering the Priority 4 MA-led projects, the drafting of Terms of References as well as the public procurement procedures for the supporting service framework contracts within “4.1a Media and Publications 2011-2014” was significantly delayed. This concerned the two new contracts for “Corporate ID and Layout II (2013-2014)” and “Printing II” (2013-2014), and a new additional contract for “External Expertise (2012-2014). This in turn required rescheduling of several publications planned for publishing in 2012. For the MA-led project “4.1b Capitalisation Strategy and Media Bureau 2009”, there were recurring issues affecting the timeline and planning of consequently some planned activities were revised, e.g. regarding the European Competition “ESPON MapArt for Europe”, publications (Policy Briefs and Fact Sheets 1, 2 and 3, ESPON Territorial Observations 7, Atlas on EU2020 Strategy). As a consequence not all the contracted amount will be spent as the contract ends on March 2013.

2.4. Changes in the context of the operational programme implementation

There were no changes stemming directly from the assistance of the Operational Programme that would have a direct impact on the programme's implementation.

2.5. Substantial modification under Article 57 of Regulation (EC) No 1083/2006

There were no cases where substantial modifications under Article 57 of Regulation (EC) No 1083/2006 were needed.

2.6. Complementarity with other instruments

The ESPON 2013 Programme has no arrangements with other instruments.

2.7. Monitoring arrangements

During 2012, the monitoring and evaluation measures taken by the Programme have focused on the implementation of several elements which are described below.

2.7.1. Monitoring of programme implementation

According to Article 58. (c) of Regulation (EC) 1083/2006, the Programme shall ensure a reliable accounting, monitoring and financial reporting system in computerised form. The monitoring and financial reporting system “Programme Monitoring Support System” (PMSS) collecting data on the implementation necessary for financial management, monitoring, verifications, audit and evaluation has been stabilised during 2011. The structure of the PMSS has been set up following the requirements set by Article 60 (c) of Regulation (EC) 1083/2006 and Annex III of Regulation (EC) 1828/2006.

The ESPON 2013 decided to implement the same system used by other INTERREG Programmes also in the previous programming period. The system became fully operational in June 2009. Information related to the implementation of the ESPON Programme is continuously stored in the system. All programme bodies and as well First Level Financial Controller of centralised systems and representatives of Central Approbation Bodies in decentralized system as well as the GoA members have received access to the system¹.

The on-going evaluation was addressed in 2012 by the ESPON MC who decided measures implementing the majority of recommendations made in the following years. The final report and related annexes of this external evaluation is available on the ESPON website.

The on-going evaluation also drew conclusions and recommendations for improvement for ESPON 2013. In addition, the evaluators tabled ideas related to ESPON post 2013.

In addition to the on-going evaluation, an external assessment of the programme implementation was carried by the EC during 2012 ending with a final report in 2013..

2.7.2. Monitoring of project implementation from a content point of view

The monitoring of projects’ proper development and progress is mainly being ensured by the provision of written feedbacks to project reports in the form of CU responses. Whenever a project report is received by the CU, the following steps are being taken:

- The CU project expert in charge transmits the Priority 1 and 2 as well as Priority 3 project reports for commenting via email (or provides it via the ESPON Intranet) to:
 - For Priority 1: the 2 Sounding Board (SB) experts following the project for commenting on the reports.
 - For Priority 1 Draft Final Reports: the LP of an ECP TNA for the implementation of the blunder check of the report in question.
 - For Priority 2: the Lead Stakeholder that is responsible for further distribution to and consultation with the Partner Stakeholders for common feedback to the report.
- The CU Director transmits by email the report for commenting to the MC, the MA and the EC.

¹ Different access rights have been defined for security reasons. One access code is foreseen per country and the Central Approbation Bodies can allow, if needed, access to the decentralized approved First Level Controllers by forwarding the Login and Password under their own responsibility.

- In parallel, the report is also being analysed by the relevant CU project expert. The project expert analyses all quality aspects with respect to the project and pays special attention to the consistency with the ESPON 2013 Programme as a whole. Together with the MA the CU project expert has a particular look at the contractual obligations as well as the general quality and the relation to the policy context.
- (For Priority 1) The SB watches in particular over the scientific quality of the research and is obliged by contract to provide up to 5/10 pages (depending on the type of report) of comments addressing those elements of the guidance paper that are considered of importance by the respective SB member.
- (For Priority 1, Draft Final Reports) The ECPs check the report in question for blunders, misinterpretations and mishaps based on national information.
- (For Priority 2) The Group of Stakeholders watches in particular over the relevance of the project for the stakeholders based on the stakeholder demands as pointed out in the Project Specification.
- The MC and EC watch over the general quality and the relation with the policy context of the research carried out.
- On the basis of the internal checklist and the comments received from the SB / Lead Stakeholder, MC, MA and EC, the project expert compiles a CU response to the LP. The comments of the SB and ECPs / Group of Stakeholders are annexed for information to the LP in original.
- In case the assessment of a project report shows that the report does not meet the requirements it should have met for the particular stage of the project's development, the LP will be asked with the CU response to provide an annex to the report in question that includes further elements complementing the original report; alternatively the LP can be asked in such a case to submit a revised report that should include further elaborations and improvements of those elements that are specifically pointed out in the CU response.
- The CU response is provided to the LP of the project by the coordinator of the cluster for project development and coordination via email. For Inception Reports, the CU response can be sent to the LP once it is ready. For Interim and Draft Final Reports, the CU response can only be provided to the LP once the MC has approved the report in question and accepted the accompanying CU response. This request for approval is normally being dealt with in the framework of a written procedure that is normally running for two weeks.

Another element of monitoring projects' development consists of assessing projects' activity reports that are delivered to the CU as part of projects' progress reports every 6 months during the lifetime of a project. Activity reports should reflect the activities undertaken since the latest report. Activity reports are checked by the relevant project expert in charge of the project in question on the basis of a checklist.

Furthermore, during the lifetime of a project a number of meetings are foreseen in which the responsible CU project expert takes part. This offers another opportunity for monitoring the project's development and for giving feedback and guidance to ensure that the project is meeting its predefined targets. Concerning Applied Research projects, the CU project experts normally participates in two meetings with the Transnational Project Group (TPG) / LP in which the SB would also be present and give feedback to the team's work. As for Targeted Analyses, the number of meetings can vary from three

to four, also involving the stakeholders behind the project. For projects of the Scientific Platform the participation of project experts in meetings with the TPG may vary between one and four times depending on the character of the project and its implementation period. If there is justified reason for concern about a project's development, the CU might ask for a particular meeting with the LP/TPG and/or attend more meetings than originally foreseen to ensure that a maximum of support from the Programme is given to the project so that it can achieve its objective.

Irrelevant of the priority, each project is started in the framework of a kick-off meeting that is attended by the LP, the CU project expert, the cluster coordinator for project development and coordination and one financial expert. The kick-off meeting serves to lay the foundations for the project by giving feedback to the LP resulting from the evaluation of the project proposal and by agreeing upon the first steps of project implementation, the timetable of the project and arranging the contracting procedure.

Finally, the CU project experts are generally always available for advice and information to their LPs if in between delivery dates of project reports support should be requested.

The Priority 3 projects are, like the Priority 1 and 2 projects, subject to call for proposals and selected based on evaluation sessions involving MC members and finally approved by the ESPON MC for implementation based on subsidy contracts. The monitoring of the project is performed by the ESPON CU, submitting the assessment of the various project reports to the MC for approval. The Priority 4 TNA projects are subject to call for proposals from the ESPON European Contact Points (ECP) based on the specifications in the Operational Programme and in some cases with additional "Call Specific Criteria" decided by the ESPON MC. The proposals are evaluated by the ESPON CU for approval by the ESPON MC and implemented as subsidy contracts. The monitoring of the project is performed by the ESPON CU, submitting the assessment of the project reports (only Draft Final Report and Final Report) to the MC for approval.

In addition for Priority 3 and 4, several actions can be implemented or are implemented directly by the MA who, in this context, assumes the role of the LP. These projects are defined 'MA-led projects' and are approved by the MC following the presentation by the MA of a short project description which includes information relating to the objectives, activities, budget and timeframe for the implementation. Acting as 'LP' the MA has therefore the same duties and reporting requirements as any other LP.

The CU together with the MA implements the project according to the relevant public procurement procedure. The monitoring of the activities is managed by CU experts, who have the responsibility to receive the deliveries, to validate them and to approve them. In this process the CU expert works closely with the service providers ensuring highest quality of the deliveries and that deadlines are met.

At least once per year (for projects over € 75,000 it is bi-annual) the MA will have to provide a short report to the MC on the progress with the implementation of the project, providing information on:

For Priority 3 projects:

- The results of the procurement procedure and the actions already contracted.
- The deliveries already received and approved.

- Brief explanation on any shortcomings and/or problems encountered that require a modification of the MA led project.
- The use of the budget.

For Priority 4.1 projects:

- General progress with the implementation of the overall project.
- Progress with the implementation of the ongoing work/action plan:
 - the results of the procurement procedure and the actions already contracted;
 - the deliveries already received and approved.
- Final status on the implementation of the previous work/action plan and information on any shortcomings and/or problems encountered (if not already provided).
- Brief explanation on any shortcomings and/or problems encountered that requires a modification of:
 - the ongoing work/action plan;
 - the MA led project.
- The use of the budget.

For the Priority 4.2 project:

- Progress with the implementation of the foreseen activities.
- Brief explanation on any shortcomings and/or problems encountered that require a modification of the MA led project.
- The use of the budget.

These reports will have to be approved by the MC.

In addition, once the final delivery of the last ongoing actions have been submitted and approved and the relevant invoices have been paid out, the MA will complete a short report to the MC summarising the implementation of all the Priority 3 and 4 MA-led projects by providing information on:

- The actions foreseen to be contracted and contracted.
- Brief information on the quality of the deliveries received.
- Brief information on shortcomings and/or problems encountered that required a modification of the project.
- Financial information on the implementation of the project.

These reports are prepared by the cluster responsible for the implementation of the MA-led project in question.

2.7.3. Monitoring of projects financial implementation, including the Technical Assistance (TA)

The project implementation period is divided into six-month reporting periods. The exact reporting periods are defined in the Subsidy Contract of each operation. The LP is requested to submit a project progress report related both to activities and to finances for every six-month period to the CU (MA). The CU beforehand sends out the partly pre-

filled partner/project progress report forms to the LP, who is in charge of distributing the relevant forms amongst its partners. The completed and certified project progress report has to be returned to the CU both electronically as well as in paper versions within four months after the end of the corresponding reporting period. The paper version has to carry the signature and stamp of the LP/Project Partner and LP/Project Partners's First Level Financial Controller.

The monitoring procedure set up at the ESPON CU includes the following steps:

- a. The project progress reports and its annexes are imported into the computerised monitoring system (PMSS);
- b. The relevant cluster of the CU checks the project progress report via progress report checklist and assessment section of the PMSS;
- c. The activity report of the project progress reports is checked as well by the relevant cluster on the basis of a checklist of activity report via the PMSS.
- d. If necessary the CU requests clarification to the LP or the First Level Financial Controller;
- e. Once all points have been clarified, the project progress report together with its relevant assessment generated by the PMSS is forwarded to the MA by a letter signed by the Director;
- f. The MA sends it to the CA for payment;
- g. The CA executes payment to the LP.

2.8. National performance reserve

Not applicable.

3. Implementation by priority²

3.1. Priority 1

3.1.1. Achievement of targets and analysis of the progress

Information on the physical and financial progress of the priority

During 2012 there were no more calls for Expression of Interest (EoI) for the Knowledge Support System (KSS).

In 2012, seven SBs that had previously been active stopped their work as the respective projects delivered their Final Reports during the year (i.e. ATTREG, TERCO, SGPTD, GEOSPECS, KIT, TIGER). Seven SBs that had taken up their work in previous years (i.e. the ones for EU LUPA, TRACC, ESaTDOR, SeGi, SIESTA, ET2050, GREECO) continued being active while six new SBs (i.e. the ones for TANGO, ITAN, TOWN, TiPSE and ECR2) started their work. One of the SB experts following the SeGi project withdrew from his obligations in December 2012, due to the development of the project and the programme setting.

The eligibility procedure and the management and capability check for the 9th ESPON call for proposals which was open from 24 August – 20 October 2011 were implemented as described in the Annual Implementation Report 2011.

At its meeting on 8 February 2012, the MC took decisions both, on the eligibility as well as on the selection of proposals for the following four applied research projects, which had been included in this 9th ESPON call:

European neighbour regions

Small and medium sized towns in their functional territorial context

The territorial dimension of poverty and social exclusion in Europe

Economic Crises: Resilience of regions

These projects were subsequently kicked off and the respective SBs also took up their work, as indicated above.

Including the projects that were kicked off (see above), the following projects were ongoing under this priority in 2012:

- **ATTREG –Attractiveness of European Regions and Cities for Residents and Visitors (Total budget: €840 067,69 €)**

Attractive, competitive and dynamic regions and cities have been a major issue for the development of respective policies. The ESDP (1999) already underlined the need to support regions and cities in becoming more competitive and attractive. Against this backdrop, this project shall strive to achieve a better understanding of

² According to Commission Regulation (EC) No 846/2009 the presentation of the indicators has been changed from the Annual Implementation Report 2011 onwards to cumulative representation, expressing the total achieved value by the end of the reporting year since the starting of the Programme implementation.

the contribution of European regions' and cities' attractiveness to economic performance. In addition, it shall identify the key ingredients of attractiveness in different types of territories, from vibrating city centres to tranquil rural settlements, taking into account issues such as access to services, well-being and quality of life. Finally, the project shall investigate in which way policy makers can improve the attractiveness of their city or region by reconciling the interests of both, residents and visitors.

The TPG gave presentations at the ESPON Open Seminar on 13-14 June 2012 in Aalborg, Denmark and at the ESPON Internal Seminar on 5-6 December 2012 in Paphos, Cyprus. The project delivered the Draft Final Report by 5 January 2012 and the Final Report on 3 June 2012.

- **EU-LUPA – European Land Use Patterns (Total budget: 788.668,00 €)**

The project will develop a consistent methodology for analysing comparable information about European regions and cities, based on data from different sources and at different levels. It shall support policy makers in understanding land use dynamics, land use changes and current land use patterns in the European territory by identifying main challenges in different types of territories, regions and cities and defining the policy recommendations to cope with the challenges.

The project delivered the Draft Final Report on 7 June 2012. On 15 June 2012 the TPG met with the two SB experts following the project and the project expert of the ESPON CU to discuss their remarks and ideas on the project and their response on the Draft Final Report. The Final Report was delivered on 5 December 2012. One of the PPs gave a presentation at the ESPON Open Seminar on 13-14 June 2012 in Aalborg, Denmark and the LP of the project gave a presentation at the ESPON Internal Seminar on 5-6 December 2012 in Paphos, Cyprus. The project organized a stakeholder workshop on 10-12 September 2012 in Warsaw, Poland.

- **TERCO – Territorial cooperation in transnational areas and across internal/external borders (Total budget: 849.710,00 €)**

The project will assess the relationship between Transnational Territorial Cooperation (TTC) and the socio-economic development of EU and neighbouring regions. It should enhance further interest of regions, cities and countries in entering into cooperation arrangements by showing the impact that TTC has on socio-economic development, by identifying key determinants of successful TTC and by showing good practices of governance for successful TTC.

The project delivered the Draft Final Report on 17 March 2012. On 27 April 2012 the TPG met with the two SB experts following the project and the project expert of the ESPON CU to discuss their remarks and ideas on the project and their response on the Draft Final Report. The Final Report was delivered on 31 July 2012 and submitted a final version with some editorial revisions on 31 December 2012. The LP and project coordinator gave a presentation at the ESPON Open Seminar on 13-14 June 2012 in Aalborg, Denmark and the LP of the project coordinator and a project partner gave a presentation at the ESPON Internal Seminar on 5-6 December 2012 in Paphos, Cyprus.

- **TRACC – Transport accessibility at regional/local scale and patterns in Europe (Total budget: 699.790,50 €)**

The project will provide innovative results which can support the policy development in the field of transport and accessibility improvement, territorial development, competitiveness and cohesion. It shall support policy makers in finding trade-offs between promoting accessibility for passenger and freight transport and competitiveness, sustainability, saving energy and territorial development.

The project had some major delays in delivering their Draft Final Report which was due, after an official request for postponement on 31 October 2012. The project finally delivered their Draft Final Report in parts: Volume 3 comprising the case studies on 4 November 2012, and Volume 2, the Scientific Report, on 21 December 2012. The remainder of the Draft Final Report has been delivered in the beginning of January 2013. The LP gave presentations at the ESPON Open Seminar on 13-14 June 2012 in Aalborg, Denmark and at the ESPON Internal Seminar on 5-6 December 2012 in Paphos, Cyprus.

- **SGPTD – Secondary Growth Poles in Territorial Development (Total budget: 745.000,00€)**

The project develops a common understanding of the opportunities and prospects for the territorial development of secondary cities. The key objective is to produce clear policy recommendations about the challenges and opportunities facing secondary cities in Europe, based upon robust analysis of a well founded evidence base. The project shall clearly identify, measure and explain: (1) the role of secondary cities; (2) their actual and potential contribution to growth at European, national and regional level and (3) the range of European, national, regional and local policies that have been adopted - and could be adopted in future - to maximise their potential contribution.

The project delivered a Draft Final Report on 29 February 2012 and this was followed by a SB meeting on 25 April 2012 attended by both SB experts and the CU project expert in Liverpool. The Final Report was submitted on 3 July 2012. The LP presented the report at the EU Open Days on 9/10 October 2012 and hosted a high level roundtable conference presenting the report at DCLG, London on 24 October 2012. The LP of the project also gave a presentation at the ESPON Open Seminar on 13-14 June 2012 in Aalborg, Denmark and the ESPON Internal Seminar on 5-6 December 2012 in Paphos Cyprus. The research related parts of the contract concluded on 31 December 2012.

- **GEOSPECS – European Perspective on Specific Types of Territories (Total budget: 899.950,00€)**

The project is to provide a coherent transversal framework to characterise the past trends, state and potential future developments of geographical specificities for territorial policy and regional development. A secondary objective of this study is to facilitate the integration of this sense of commonality and of the discourses constructed to justify specific treatments, on the basis of geographic specificities, in European territorial cohesion strategies. A territorial policy perspective requires that one seeks to synthesise these various sectoral views. One may also need to construct additional conceptualisations and delineations for the purpose of territorial policy,

based on the sets of objectives and operational needs specific to this field of public intervention.

The project delivered a Draft Final Report on 23 March 2012 and this was followed by a SB meeting on 08 May 2012 in London attended by both SB experts and the CU project expert. The Final Report was submitted on 14 August 2012. The LP presented the report at the Working Group on Territorial Cohesion and Urban Matters (TCUM) on 13 December 2012 in Brussels. The LP also gave a presentation at the ESPON Open Seminar on 13-14 June 2012 in Aalborg, Denmark and the ESPON Internal Seminar on 5-6 December 2012 in Paphos Cyprus.

- **KIT – Knowledge, Innovation, Territory (Total budget: 750.000,00 €)**

The project takes the recent policy context as a starting point to explore the territorial dimension of the innovation and knowledge economy. An overall concept is used including product innovation, process innovation and organisational innovation. The current state, patterns and potentials of regions with respect to the knowledge and innovation economy are analysed, aiming to identify new development opportunities through innovation for Europe and its territories.

The project delivered the Draft Final Report on 24 February 2012. On 19 and 20 April 2012 the TPG met in Cagliari, Italy for the 2nd SB meeting with the two experts following the project and the project expert of the ESPON CU. At this meeting the responses on the Draft Final Report and the further development of the policy recommendations were discussed. The Final Report was delivered on 25 June 2012 and published on the ESPON website on 19 November 2012. The research related parts of the contract were closed on 31 December 2012. The LP of the project gave presentations at the ESPON Open Seminar on 13-14 June 2012 in Aalborg, Denmark, the ESPON workshop on ‘Innovation & Knowledge - Territorial dimensions for future EU Cohesion Policy’ on 5 October 2012 in Brussels, Belgium and at the ESPON Internal Seminar on 5-6 December 2012 in Paphos, Cyprus. Additional dissemination activities covered e.g. the publication of several papers in scientific journals.

- **TIGER – Continental territorial structures and flows (globalisation) (Total budget: 999.801,00 €)**

Globalisation is accelerating with European competitiveness becoming more and more interwoven and dependent on the rest of the world. Understanding Europe in the world is a prerequisite for policy making and for promoting Europe in this international competition. This project is looking at globalisation from a territorial perspective and analyses its territorial aspects and its dynamics at different geographical scales. The main aim of the project is to look into the territorial dimension of the globalisation process and analyse its significance for an enlarged Europe.

The TPG gave presentations at the ESPON Open Seminar on 13-14 June 2012 in Aalborg, Denmark and at the ESPON Internal Seminar on 5-6 December 2012 in Paphos, Cyprus. The project delivered the Draft Final Report by 28 February 2012 and the Final Report on 29 June 2012. However, maps were submitted to the ESPON CU on 20 December 2012 and the submission of some datasets was still missing by the end of 2012.

- **ESaTDOR – European Seas in Territorial Development (Total budget: 799.716,00 €)**

Against the backdrop of the EC's Blue Book on an Integrated Maritime Policy (IMP) and the relevant recent policy development, this project will investigate the current uses of Europe's seas through mapping current sea use patterns, typologies, dynamics and inter-linkages. It will investigate the present state of European sea areas, identify potential areas of conflict between the use of sea areas and their deterioration, distinguish different types of coastal regions, study employment patterns in sea areas and evaluate the present state of maritime clusters. Finally, the project will analyse and identify development opportunities in the respective areas, also taking into account issues regarding sustainability and climate change. The relationship between terrestrial and maritime planning will be taken into account, seeking optimal practices for maritime governance.

The project delivered its Draft Final Report on 1 September 2012, which was followed by a meeting of the LP with the SB and the CU project expert on 10 October 2010 in Liverpool, UK to give feedback to the report and discuss the steps for improving the report towards its final version. The LP gave presentations at the ESPON Open Seminar on 3-14 June 2012 in Aalborg, Denmark and at the ESPON Internal Seminar on 5-6 December 2012 in Paphos, Cyprus.

- **SeGI – Services of General Interest (Total budget: 988.942,50 €)**

The territorial evidence to support the implementation, monitoring and evaluation of territorial policy measures regarding services of general interest remains to be improved. This project provides territorial evidence filling this gap. More in detail, the project provides evidence on the spatial distribution of services of general interest and territorial development perspectives in different European regions, urban agglomerations and larger territories. New territorial information on the level of services at different geographical levels is provided in this respect. These elements are supplemented by case studies providing more detailed information on national situations.

On 31 March 2012 the project delivered an Annex to the Interim Report in order to fully comply with the intentions laid down for the project. The project delivered its Draft Final Report by 18 October 2012. A revised version of the Draft Final Report is requested for 31 January 2013. On 3 December 2012 the TPG met in Paphos, Cyprus with one SB expert following the project and the project expert of the ESPON CU to give feedback on the Draft Final Report and guidance towards the Final Report. A project partner gave a presentation at the ESPON Open Seminar on 13-14 June 2012 in Aalborg, Denmark and the project manager gave a presentation at the ESPON Internal Seminar on 5-6 December 2012 in Paphos, Cyprus.

- **SIESTA – European Regions: potential contribution to the EU 2020 Strategy (Total budget: 400.000,00 €)**

The aim of this project is to provide evidence on the territorial dimension of the EU2020 Strategy by identifying opportunities for different types of regions in relation to the targets and flagship initiatives set out in the strategy. The results of this ESPON project are intended to be useful for policy makers at various scales in the process of identifying territorial interventions, for example at the scale of regions and local authorities and in the preparation of regional development

strategies. The findings of this project furthermore will enable policy makers to have more in-depth monitoring and steering of the implementation of the strategy.

The project delivered a revised version of the Inception Report by 30 March 2012. Then the draft Final Report was delivered on 11 August 2012 and the Final Report on 23 December 2012. As envisaged the project organised 2 meetings with the sounding boards members and the ESPON CU on 15 May 2012 in Santiago de Compostela and 19 October 2012 in Poznan.

The final results of the SIESTA project have been considered very useful for policymakers and general public in better understanding the territorial dimension of the EUROPE2020 Strategy. The digital version of the Atlas will be delivered to the ESPON CU in the first semester in 2013.

The TPG participated in 2 ESPON Seminars during 2012: 13-14 June in Aalborg (Denmark) and 5-6 December in Paphos (Cyprus). In both seminars the project results were presented and discussed.

- **ET2050 – Territorial Scenarios and Visions for Europe (Total budget: 1.199.969,94 €)**

The project will support and deliver input to the territorial vision-building process by updating, extending and refining the scenario work of ESPON. The territorial vision-building process will follow a participatory process and involve relevant stakeholders at European, national and regional level. The vision will have a strategic character that will allow giving direction to the policy debate on territorial development.

The project delivered their First Interim Report on 31 May 2012. On 11 October 2012 the project delivered an Annex to the First Interim Report in order to fully comply with the intentions laid down for the project. On 15 March 2012 the Steering Committee (SC) of the project met with one of the SB experts following the project and the two project experts of the ESPON CU to discuss remarks made on the Inception Report and the progress towards the First Interim Report. On 19 September 2012 the SC met with the other SB expert following the project, the director of the ESPON CU and one of the two project experts of the ESPON CU to discuss the participatory activities and their progress towards the Second Interim Report. The project presented and discussed their progress with the MC and asked for their feedback three times in 2012, on 12 June, 28 September and 4 December. In addition, the LP of the project presented the project in the closing session of the ESPON Open Seminar on 13-14 June 2012 in Aalborg, Denmark and in one of the parallel sessions at the ESPON Internal Seminar on 5-6 December 2012 in Paphos, Cyprus.

- **GREECO – Regional potential for a Greener Economy (Total budget: 749.780,02 €)**

The project identifies the territorial aspects and potentials related to a greener economy in order to highlight areas that have particular opportunities for contributing to a greener economy through successful territorial development and cohesion policy actions. An assessment of the impact of selected sectors on the socio-economic performance of European cities and regions is implemented. In addition the project provides a diagnosis on the conditions that drive, enable or

constrain the development and consolidation of the green economies in the sectors of relevance for territories.

On 31 January 2012 the TPG met with the two SB experts following the project and the project expert of the ESPON CU to discuss their remarks and ideas on the project and their response on the Inception Report. On 30 March 2012 the project delivered an annex to the Inception Report to better clarify some issues. The project delivered their Interim Report on 4 June 2012 and a revised version of the Interim Report on 27 November 2012 in order to fully comply with the intentions laid down for the project. The project manager gave a presentation at the ESPON Open Seminar on 13-14 June 2012 in Aalborg, Denmark and a project partner gave a presentation at the ESPON Internal Seminar on 5-6 December 2012 in Paphos, Cyprus.

- **TANGO - Territorial Approaches for New Governance (Total budget: 749.849,00€)**

The aim of this project is to develop practical advice for territorial governance based on evidence from current practices. The project seeks to answer three main policy questions: (1) How is multi-level and cross-sector territorial governance organised throughout Europe and what are good mechanisms to ensure coordination between different public sectoral policies and cooperation between different levels of public government (including neighbouring areas)?; (2) What role can instruments of national and regional spatial planning systems play in creating better territorial governance?; and (3) what other effective models exist to obtain this aim? What happens if such instruments and models are not present? The results of the project will be evidence on the state of Territorial Governance, examples of leading practice and lessons for Cohesion Policy. A practical result of the project will be the 'Handbook for Good Territorial Governance'.

The project delivered its Inception Report on 31 December 2011 this was followed by a SB meeting on 20 February 2012 in Delft attended by both SB experts and the CU project expert. An Annex to the Inception Report was delivered on 20 March 2012. The project delivered an Interim Report on 29 June 2012. The LP of the project gave a presentation at the ESPON Open Seminar on 13-14 June 2012 in Aalborg, Denmark and the ESPON Internal Seminar on 5-6 December 2012 in Paphos Cyprus.

- **ITAN – European Neighbour Regions (Total budget: 750.000,00 €)**

This project provides knowledge on EU neighbour regions in order to support targeted policy development in the light of Cohesion Policy aiming (1) at improved regional competitiveness as well as sustainable and balanced growth of the European territory, (2) to promote European integration in a connecting world economy, and (3) to support evidence-based cross-border cooperation along external borders. Against this backdrop the project team elaborates an integrated territorial analysis of the neighbourhoods providing territorial evidence and highlighting topics of interest for cooperation activities with neighbouring regions and cities.

The project had its kick-off on 23 March 2012 and submitted an Inception Report on 31 July 2012. On 4 October 2012 the TPG met in Paris with the two SB experts following the project and the project expert of the ESPON CU. At this meeting remarks on the Inception Report as well as ideas on the project's implementation were discussed and guidance towards the Interim Report was given. The project

coordinator gave a presentation at the ESPON Internal Seminar on 5-6 December 2012 in Paphos, Cyprus.

- **TOWN – Small and medium sized towns in their functional territorial context (Total budget: 649,804.00 €)**

The main objective of this project is to create a methodology to identify small and medium-sized towns. This methodology should be compatible with the recently revised urbanisation classification at EU scale identifying all small and medium-sized towns as places having an urban centre with a population between 5 000 and 50 000 inhabitants. In addition the project will provide evidence on the roles and functions that small and medium sized towns perform taking into account the different territorial contexts, which range from being nearby to a much larger urban centre to having a sparsely populated rural hinterland. The conditions for development and the functions that the small and medium-sized towns perform in these territorial contexts are significantly different. How can these different territorial contexts be taken into account and what is the relevant functional area of a small or medium-sized town? Finally the project will assess the different governance and cooperation arrangements used in ESPON countries to improve the effectiveness and efficiency of public policies and public services. In particular, policies aimed to increase critical mass, which range from promoting cooperation between local authorities to the merger of small local authorities, should be considered in this study.

The project had its kick-off on 4 April 2012 and submitted an Inception Report on 4 July 2012. On 22-24 November the TPG arranged the a 2nd TPG meeting and International workshop in Prague, in which the two SB experts following the project and the project expert of the ESPON CU were present. At this meeting the workshop was discussed as well as ideas on the project's implementation and guidance towards the Interim Report was given. The LP and one of the project partners gave a presentation on the project at the ESPON Internal Seminar on 5-6 December 2012 in Paphos, Cyprus.

- **TiPSE – Territorial dimension of poverty and social exclusion in Europe (Total budget: 749 825.00 €)**

The project will provide evidence on the territorial pattern of poverty and social exclusion in European regions as well as its development over time. In this context the TPG liaises with the steering committee of the EC – World Bank project to map poverty in the ten³ Central and Eastern Member States to ensure a maximum of synergy between these two projects. The project will: (a) develop a robust, but flexible small area estimation methodology to map poverty or exclusion at the NUTS 3 level or lower; (b) create territorial poverty maps; (c) identify to what extent these areas have changed over time and where bottlenecks of growth exist; (d) analyse common characteristics of areas affected by poverty or social exclusion; (e) identify an integrated poverty or exclusion policy package that could address poverty or exclusion in these deprived areas; (f) propose methodologies and indicators that could be used to monitor poverty and social exclusion in a territorial manner on an annual basis.

³ Estonia, Lithuania, Latvia, Poland, the Czech Republic, Slovakia, Hungary, Slovenia, Romania and Bulgaria.

The project kicked off on 15 March 2013 in Luxembourg. The TPG submitted their Inception Report on 7 June 2012. This was followed by a meeting between TPG members, one of the two SB experts and the CU project expert on 4 July 2012 in Dortmund. The meeting served to give feedback on the report to the TPG and to discuss the way forward towards the Interim Report, which was delivered on 31 December 2012. The LP gave a presentation at the ESPON Internal Seminar on 5-6 December 2012 in Paphos, Cyprus.

- **ECR2 – Territorial impact of the financial and economic crisis (Total budget: 754 469,00 €)**

The picture of the economic situation in Europe resulting from the crisis that began in 2008 looks rather asymmetrical and diverse with regions that were not or hardly touched by the crises at all, with regions that were touched but that seem to recover rather progressively and with regions that still suffer quite a lot from the crisis. The fast and successful recovery of some particular regions strikes the eye and raises the question of what is behind this success. The economic crisis and recovery are at the core of all recent policy initiatives that set the framework for territorial development and cohesion policy. The objective of this project is to expose territorial evidence that supports policymakers at different administrative levels in making the economic structure(s) in Europe and its countries, regions and cities more resilient to economic crises and a sudden economic downturn.

The project was kicked off on 24 April 2012 and submitted the Inception Report on 17 August 2012. The LP of the project gave a presentation at the ESPON Open Seminar on 13-14 June 2012 in Aalborg, Denmark and the ESPON Internal Seminar on 5-6 December 2012 in Paphos Cyprus. In November 2012, the LP delivered one of the plenary session papers at the Regional Studies Association (UK) Winter Conference entitled 'Regional Resilience: a New Model for Territorial Development?'

Output Indicators	Initial Baseline	Final Target	Achievements					
			2007	2008	2009	2010	2011	2012
Number of actions realised & number of small / medium / large actions	0	30 7/7/16	0	2	6	15	20	25
Number of cross-thematic / thematic analyses and trends / prospective studies realised	0	8/7/3	0	1	5	13	18	23
Number of territorial impact studies realised	0	5	0	1	1	2	2	2
Number of experts involved in task forces / sounding boards	0	40	0	4	12	30	40	50

Results Indicators	Initial Baseline	Final Target	Achievements					
			2007	2008	2009	2010	2011	2012
Number of themes and policies that have been deepened and widened compared to ESPON 2006 results	0	20	0	2	6	15	20	25
Number of partners, institutes involved in applied research actions	0	100	0	19	44	105	152	180
Number of scientists involved in applied research actions	0	750	0	NA	NA	NA	NA	NA
Impact Indicators	Initial Baseline	Final Target	Achievements					
			2007	2008	2009	2010	2011	2012
Degree of usefulness of ESPON applied research results for European, national-level / regional-level policy processes	NP	NP	NP	NP	NP	NP	NP	NP
Degree of usefulness of ESPON applied research results for transnational and cross-border co-operation	NP	NP	NP	NP	NP	NP	NP	NP

NI: Not implemented: The indicator is implemented, but not for the specific year.

NP: Not applicable: The indicator does not apply. It will never be implemented.

NA: Not available: The indicator is implemented but you don't know the values yet for the specific year.

Qualitative analysis

The implementation of Applied Research projects generally works very smoothly and there is a good cooperation between the LPs and the CU project experts. The same is also true for the cooperation between the CU project experts and the SB experts. The latter's feedback to the projects' reports is highly appreciated by the TPGs who are grateful for the sound advice and guidance they receive from the experts.

The SB experts usually invest more time in their tasks than what they are contractually bound to do. This does not only apply to the commenting of reports which often takes more than just the one working day that is foreseen for this task. It is particularly the

case for the requested participation in TPG meetings. Usually, preparing for the meeting, travelling to the location of the meeting and back again, require more than the one working day that is contractually foreseen for this task. This has occasionally caused some frustration among SB experts and the request for reconsidering the number of working days allocated per expert. During 2012 one SB expert following the SeGi project decided to withdraw from his contractual obligations. The circumstances outlined before together with personal reasons led to the expert expressing the wish to stop his involvement in the project.

3.1.2. Significant problems encountered and measures taken to overcome them

No significant problems have been encountered.

3.2. Priority 2

3.2.1. Achievement of targets and analysis of the progress

Information on the physical and financial progress of the priority

At its meeting on 8 February 2012, the MC took decisions both, on the eligibility as well as on the selection of proposals for the following four targeted analyses, which had been included in a call for proposals from 24 August – 20 October 2011:

GROSEE – Growth Poles in South-East Europe

KITCASP – Key Indicators for Territorial Cohesion and Spatial Planning

LIVELAND – Liveable Landscapes: A Key Value for Sustainable Territorial Development

LP3LP – Landscape Policy for the 3 Countries Park

These projects were subsequently kicked off.

As the “North Sea Star” project, which had been included in the call of 24 August 2011, didn’t receive any proposals, the MC decided already at its meeting in Kraków on 1-2 December 2011 to re-launch this project in the call for proposals opening on 18 April 2012:

Calls for proposals on Targeted Analyses under Priority 2 (10th Call)	Available Budget
North Sea STAR – North Sea – Spreading Transnational Results	340,000.00

The deadline of the call was 13 June 2012. The evaluation of the one proposal received for the project took place on 18 July 2012 in Brussels. The eligibility check of this proposal was running in parallel.

The eligibility checks were performed by the ESPON CU on behalf of the MA. Before starting the eligibility checks a kick-off meeting is organised to explain the requirements, lay the basis for a harmonised check and organise the share of the work in

a balanced manner and ensure that each assessor has the necessary time to undertake the eligibility checks.

The eligibility checks are implemented on the PMSS. For the compliance with the eligibility criterion related to the relevance of the content of the proposal with the call the relevant CU project expert is involved.

Scope and unclear cases of eligibility checks have been discussed with the MA and if necessary their legal advisor. The eligibility checks involved the confirmation of the legal status of the applicants on the basis of the declarations received from the Member and Partner States. On the basis of the first results of checks implemented by the ESPON CU, and in accordance with the programme manual, correctable omissions were not necessary.

Although the Evaluation Committee assesses the proposals against management related criteria, taking into account the importance of the TPGs' managerial and financial capabilities for the correct project and programme implementation, the CU on behalf of the MA, separately double-checks the management related criteria.

The content evaluation sessions normally involved 5 evaluators per project. Each group of evaluators included one representative from the EC, three members of the ESPON MC or national experts nominated by the latter, and one representative of the stakeholder group behind each project. The evaluations were conducted in accordance with the Evaluation Manual available on the ESPON Intranet.

Each evaluator signed a declaration of no conflict of interest indicating any involvement as a partner in any of the proposals received. No case of conflict of interest was registered in any of the evaluations of proposals.

The proposal was evaluated in a two step procedure. As the first step, the anonymous Part B of the proposal was assessed independently by the evaluators. Evaluators each gave scores to the evaluation criteria stipulated in the Programme Manual, which was made available to all potential beneficiaries via the ESPON website. In the second step, the non-anonymous Part A of the proposal was assessed independently by the evaluators and scored according to the relevant evaluation criteria. In addition, concise and short written comments should be given by evaluators both, for each individual score and particularly at the end of each evaluation stage under 'General remarks'.

At the following Consensus Meeting the evaluated proposal was discussed by the evaluators who had assessed it. The scores of the individual evaluators were added for the proposal in a Consensus Report and then discussed by the evaluators leading to a final agreement on the recommendation of the proposal to the MC. Remarks during the Consensus Meeting were noted. Consensus was reached among evaluators on the proposal for the project that had been subject of the evaluation.

A final decision on both, the eligibility of the selected projects of that ESPON call as well as the selection of TPGs was taken by the MC on 28 September 2012. Subsequently the project was kicked off on 26 November 2012 in Luxembourg and the TPG took up their work.

In 2012 the following projects were ongoing under this priority:

- **PURR – Potential of Rural Regions (Total budget: 209.605,00 €)**

The aim of the proposed study is to create and test new ways to explore the territorial potentials of some rural areas and small and medium-sized towns in

peripheral parts of Europe around the North Sea, the Irish Sea and the Baltic Sea. These places face problems such as ageing, migration, poor accessibility, restructuring of traditional industries and are further threatened by rising energy costs. However, they also possess some territorial assets related to their natural and cultural heritage and in the sense of identity that many have. The analysis will use ESPON results to benchmark the stakeholder regions in their European context and will develop and apply methodologies for identifying and realising territorial potentials in these places. The stakeholders behind are Notodden (Norway), Cēsis (Latvia), North Yorkshire (United Kingdom), the Cambrian mountains of Wales (United Kingdom) and Dumfries and Galloway (United Kingdom).

The project submitted the Final Report on 5 July 2012. During 2012 the TPG participated in the ESPON Open Seminar 13-14 June 2012 in Aalborg, Denmark and presenting the progress made with the implementation of the project and in particular the final results. The project also participate to a seminar in Oslo on 14-15 March and the comments made by the Stakeholders at this occasion were used for finalising the report, in particular the section related to the scenarios.

- **EATIA – ESPON and TIA (Total budget: 349.281,00 €)**

The EATIA project shall on the basis of earlier research on territorial impact assessment formulate proposals for applying territorial impact assessment in the territorial development and spatial planning policymaking contexts of Portugal, Slovenia and the United Kingdom.

The project shall (1) evaluate how the assessment of territorial impacts of European (sector) policies can be addressed within policymaking in EU Member States, (2) explore the concrete needs at national and regional level in terms of TIA and (3) indicate the possibilities for implementing TIA within EU Member States and creating a knowledge transfer on TIA to the regional and local level in the contexts of Portugal, Slovenia and the United Kingdom.

The project delivered a Draft Final Report on 31 March 2012 and this was followed with a Steering Committee meeting involving the CU project expert, LP and Group of Stakeholders on 16 April 2012 in Ljubljana. The Final Report was submitted on 29 June 2012.

On 6 June 2012, the Lead Stakeholder and LP provided key input on the EATIA project into the ESPON Workshop on Territorial Impact Assessment in Brussels. The LP of the project gave a presentation at the ESPON Open Seminar on 13-14 June 2012 in Aalborg, Denmark. The research related parts of the contract concluded on 30 June 2012.

- **ULYSSES – Using applied research results from ESPON as a yardstick for cross-border spatial development planning (Total budget: 209.605,00 €)**

ULYSSES is an experimental and innovative project supported by 18 European border and cross-border areas, which aims at using applied research results from ESPON as a yardstick for decentralised cross-border spatial development planning. ULYSSES aims at achieving four overall objectives: (1) raise the awareness among the involved stakeholders on the basic function / the practical utility of decentralised cross-border spatial development and to promote a more widespread use of ESPON research results for elaborating high-quality cross-border spatial development concepts; (2) realise six multi-thematic territorial analyses for identified cross-

border areas; (3) promote the exchange of experience and best practice in the field of cross-border spatial development; (4) promote a further application of targeted research results in the selected cross-border cooperation. The stakeholders behind this Targeted Analysis are the following: Région Alsace, Regio Basiliensis, Regional Planning Board of the Middle Upper Rhine (France), Regional Planning Board of the Southern Upper Rhine, EUREGIO, Prefectural Authority of Drama-Kavala-Xanthi, Regional Council of North Karelia, Government of Navarra, Department of Housing and Spatial Planning, Regional Development and Spatial Planning Commission of Alentejo – Spatial Planning and Land Management Direction, General Direction of Urbanism and Spatial Planning, Ministry of Building, Regional Government of Extremadura, The Öresund Committee, Danube-Kris-Mures-Tisa Euroregion, City of Szczecin, EuRegio Salzburg-Berchtesgadener Land-Traunstein, Autonomous Region of Friuli Venezia Giulia, Working Community of the Pyrenees, PI Nemunas Euroregion Marijampole Bureau, Ems Dollart Region.

The project delivered its Draft Final Report on the 15 March 2012 and its Final Report on 31 July 2012. A closing seminar to discuss the final delivery with the Stakeholder was organised in Strasbourg on the 17 September 2012. Some minor adjustments were decided at this meeting leading to a revised Final Report that was submitted on the 25 January 2013, following the submission of additional information from the Stakeholders and the AEBR Help Desk. The final delivery of the project is of very high quality. However, this high level of results required a not always easy intensive dialogue between the TPG and the Stakeholders and in some cases requiring as well the intervention of the ESPON CU (an ad hoc meeting was organised in Luxembourg on 12 January 2012). The LP gave a presentation at the ESPON Open Seminar on 13-14 June 2012 in Aalborg, Denmark.

- **RISE – Identifying and exchanging best practices in developing Regional Integrated Strategies in Europe (Total budget: 350.000,00 €)**

The project will further develop our knowledge and understanding of regional integrated strategies – of their emergence and of their operation – in Europe. It shall support policy makers to adjust their own approaches to regional strategy by gathering and analysing information about these regional integrated strategies from the four case study regions, and from comparisons between these regions but also by providing them with a ‘regional integrated strategies-toolkit’ with integration indices, financial tools, monitoring and evaluating instruments.

The project delivered the Draft Final Report on 30 March 2012, and on 13 July 2012 the project delivered its Final Report. The Steering Committee involving the TPG, the group of stakeholders and the ESPON CU, met on 16 February 2012 in Copenhagen, Denmark, to discuss the comments received from the ESPON MC, the EC, the MA and the group of stakeholders on their Interim Report. The LP gave a presentation at the ESPON Open Seminar on 13-14 June 2012 in Aalborg, Denmark. The closure of administrative duties of the project was on 31 August 2012.

- **POLYCE – Metropolisation and Polycentric Development in Central Europe: Evidence Based Strategic Options (Total budget: 349.957,26 €)**

The POLYCE project addresses the polycentric network of metropolitan areas in the Danube Region carrying out a territorial analysis at both regional and city-level. The project focuses on the urban network of the Danube Macro Region in general and

five capital cities in particular: Vienna, Prague, Budapest, Bratislava and Ljubljana. The project shall (1) study the characteristics of the polycentric system on regional and metropolitan level in order to identify competitive and cooperative aspects between the metropolises, (2) identify distinct characteristics and profiles of the involved metropolises, (3) analyse the strengths and weaknesses of the metropolises and assessing their development perspectives and potentials and (4) develop recommendations and strategies based on research findings.

The project delivered a Draft Final Report on 27 February 2012. This was followed by the third Steering Committee meeting, which took place on 21 March 2012 in Bratislava. At the meeting, the stakeholders (the CU project expert couldn't attend due to illness) gave feedback to the Draft Final Report and discussed with the TPG the final steps towards the Final Report. The latter was delivered on 31 May 2012. A Final Conference concluded the project on 1 June 2012 in Vienna. The LP gave a presentation at the ESPON Open Seminar on 13-14 June 2012 in Aalborg, Denmark.

- **TPM – Territorial Performance Monitoring (Total budget: 348.987,50 €)**

Territorial development at the regional level is becoming increasingly important for effectively addressing local and regional transformations as well as challenges at the European level. However, knowledge on the specific regional consequences of macro-challenges is limited and appropriate regional planning tools are rare. The Territorial Performance Monitoring project focuses on European and global challenges with specific regional consequences: climate change, energy supply, demographic development and globalisation. The aim of this project is to establish knowledge on how territorial impacts of these macro challenges translate at the regional level and how to deal with these challenges effectively. It is considered important to share experiences and to exchange best practices that could be used to improve the effectiveness of how territorial strategies are implemented.

The Draft Final Report was delivered on 16 March 2012. A final workshop of the TPM Project was organised in Brussels on 29 June 2012, including the participation of various stakeholders from the case study regions. This workshop allowed discussing how territorial impacts of the macro challenges addressed by the TPM project translate at the regional level, how regions fare in comparative benchmarking within the European context, and how to deal with these challenges effectively. The Final Report was delivered on 28 June 2012. In general the results of the project were very much appreciated by the stakeholders' regions and it was also very positively appreciated that in the process of benchmarking the case study regions in the European context, an ESPON tool (the ESPON HyperAtlas) was used.

- **BEST – METROPOLISES – Best development conditions in European metropolises: Paris, Berlin, Warsaw (Total budget: 349.300,00 €)**

The project focuses on processes of urban development that many cities and regions in the EU currently experience. Emphasis is laid on comparing cities, thus enabling to identify similarities and common challenges in relation to the project's three main themes: (1) living conditions, (2) mobility and (3) governance in the metropolitan context. The analysis will focus on the metropolitan areas of Berlin, Paris and Warsaw attempting to gather information and knowledge that can be used in the planning, development and management practice of metropolitan cities and areas.

The project delivered its Interim Report on 25 January 2012, i.e. with a delay of 10 days. This was followed by a Steering Group meeting on 29 February 2012 in Paris which gave an opportunity to stakeholders, the CU project expert and the TPG to discuss the latter report. The TPG was requested to deliver a revised version of the Interim Report by 13 April 2012, as the initial version didn't meet the demand as expressed in the underlying project specification. Following a request from the LP to the ESPON MA, the deadline for the submission of the Draft Final Report was postponed from 31 May 2012 to 31 August 2012; and the deadline for submission of the Final Report was postponed from 31 July 2012 to 31 October 2012. The Draft Final Report was delivered with a delay of 11 days on 11 September 2012 and discussed among the stakeholder, the CU project expert and the TPG at a Steering Committee meeting on 25 September 2012 in Berlin. The day before, on 24 September 2012, the TPG had organised a workshop in Berlin, to have a focused discussion on the issues of "migration" and "housing conditions" with stakeholders. The TPG was requested to revise the Draft Final Report so that it would fully comply with the intentions laid down for the project. Since the revision of the Draft Final Report impacted on the overall timing of the project, the ESPON 2013 MA postponed the deadline for the Final Report from 31 October 2012 to 31 December 2012. The Final Report was only delivered on 31 January 2013.

The LP gave a presentation at the ESPON Open Seminar on 13-14 June 2012 in Aalborg, Denmark as well as at the ESPON Internal Seminar on 5-6 December 2012 in Paphos, Cyprus.

- **SEMIGRA – Selective Migration and Unbalanced Sex Ratio in Rural Regions (Total budget: 335.586,00 €)**

Many rural and economically weak regions in Europe are affected by demographic shrinkage and selective migration. The out-migration of young adults is regarded as both a cause and an indicator for economic and social fragility. Against this background the SEMIGRA project seeks to identify the main reasons and consequences of selective migration in rural regions. The project elaborates strategies for territorial development in order to deal with this topic and to stabilise demographic and social development.

On 6 February 2012 the project delivered an Annex to the Interim Report in order to fully comply with the intentions laid down for the project. The project delivered its Draft Final Report by 13 April 2012. This was followed by the 3rd Steering Committee meeting on 8 May 2012 in Wittenberg, Germany which gave an opportunity to stakeholders, the CU project expert and the TPG to discuss the latter report. In addition, final guidance towards the Final Report was given. The latter was delivered on 30 June 2012. On 9 May 2012 a final conference was organised by the Lead Stakeholder and the TPG, discussing the results and policy recommendations of the project with policy makers. The project coordinator gave a presentation at the ESPON Open Seminar on 13-14 June 2012 in Aalborg, Denmark.

- **SMART-IST – Smart Institutions for Territorial Developments (Total budget: 345.803,00 €)**

This Targeted Analysis addresses the institutional factors explaining the efficiency of public institutions in designing and implementing successful territorial development strategies and policy in the framework of EU Cohesion Policy. The

main objective is to develop a common methodology aiming at recognizing, assessing and enhancing institutional efficiency. This methodology will also support the identification of TA measures to be adopted at central and regional government levels in order to strengthen the administrative capacity for the implementation of Cohesion Policy. In this regard, the identification of successful experiences or methods seen as a benchmark for other regions in Europe represents a relevant expected result of the analysis. The Targeted Analysis will mainly address selected territories of France and Italy. However, it will be extended to two additional case studies selected according to their relevance in relation to the goal of the Targeted Analysis (likely including one of the Member States having joined in 2004 or one of the current accessing countries). The identification of the two additional case studies will be decided during the implementation phase in cooperation between the TPG and the stakeholders. The stakeholders behind this Targeted Analysis are the following: Department for Development and Economic Cohesion of the Italian Ministry of Economic Development (Lead Stakeholder) and the Interministerial Delegation for the Development and Competitiveness of Territories (DATAR) of the French Government.

The resubmitted the Interim report on the 1 March 2012. The Draft Final Report was submitted on the 13 April 2012 and the requested annexed, compiling all the work undertaken on the case studies, was delivered on 13 July 2012. A Steering Committee was organised in Barcelona on the 29 June 2012 and a Final Conference in Rome on the 21 September 2012. The Final Report, reflecting the feedback and discussion of the final conference was submitted on 30 September 2012. The LP gave a presentation at the ESPON Open Seminar on 13-14 June 2012 in Aalborg, Denmark.

- **ADES – Airports as drivers of economic success in peripheral regions (Total budget: 300.000,00 €)**

The aim of this Targeted Analysis is to analyse the role of regional airports in improving the accessibility and the economic development in European peripheral regions. It is expected to develop a common understanding of the opportunities and perspectives of airports for the economic development of peripheral regions (and their role for territorial development and cohesion). The stakeholders behind this project consider that the improvement of the framework conditions of peripheral or remote regions and in particular their accessibility is one of the means to promote long-term sustainable growth and to facilitate the processes of structural adjustment. Regional airports play an important role in this respect.

The project actually delivered its Inception Report on 13 August 2011. However, the lack of comments from the group of stakeholders hindered the preparation of the first Steering Committee meeting. This meeting was eventually held on 20 June 2012 in Genoa to discuss the Inception Report with representatives of the stakeholder regions, the CU and the TPG. This meeting also presented an opportunity to revise the timing and calendar of project deliveries due to the long gap between the submission of the Inception Report and the organisation of the first Steering Committee meeting. The TPG recognised the importance of this request, but also the short- and medium-term effects in the further implementation of the project. The Interim Report was delivered on 27 June 2012 and followed by the second Steering Committee meeting held on 20 July 2012 in Brussels. The latter determined the re-submission of the Interim Report as the previous version could

hardly meet the expectations outlined in Annex III of the Subsidy Contract. The TPG submitted the revised version of the Interim Report on 28 September 2012 and provided details of progresses made at the subsequent Steering Committee meeting which took place on 24 October 2012 in Genoa. Shortly after this meeting, the CU received the Draft Final Report on 30 November 2012. The LP presented the project at the Internal Seminar on 5-6 December 2012 in Paphos, Cyprus.

- **AMCER – Advanced Monitoring and Co-ordination of EU R&D Policies at Regional Level (Total budget: 344.392,41€)**

This project aims to equip nine regional stakeholders with an accurate picture of their R&D systems, EU R&D Policy activity and its territorial impacts. This should provide these regional actors with the evidence needed to formulate and manage R&D policy more effectively. More broadly, the project will provide a harmonised methodology that other regions can use and suggest how data collection can be improved so that it contributes more effectively to the management of R&D policy and territorial cohesion initiatives.

The project delivered a revised version of the Inception Report on 1 February 2012 and this was followed with a Steering Committee meeting involving the CU project expert, LP and Group of Stakeholders on 16 February 2012 in Brussels. The Interim Report was delivered on 12 April 2012 and this was followed with a Steering Committee meeting involving the CU project expert, LP and Group of Stakeholders on 15 May 2012 in Florence. The Draft Final Report was delivered on 1 October 2012 and this was followed with a Steering Committee meeting involving the LP and Group of Stakeholders on 19 October 2012 in Brussels and a LP/CU meeting on 8 November 2012. The project submitted its Final Report on 10 December 2012.

On 16 May 2012, the Lead Stakeholder hosted a thematic seminar and workshop event in Florence to discuss the results of the project. The LP of the project also gave a presentation at the ESPON Open Seminar on 13-14 June 2012 in Aalborg, Denmark.

- **GROSEE – Growth Poles in South East Europe (Total budget: 360.000,00 €)**

This project studies the main growth poles in South East Europe – Athens, Sofia and Bucharest – and their relation to the European core development areas, their competitiveness and the role that the three capitals can have individually as well as together in the European polycentric network.

The project had its kick off meeting and 1st Steering Committee meeting at the ESPON CU in Luxembourg on 28 March 2012. The LP delivered the Inception Report on 12 July 2012, i.e. with a delay of 12 days. The report was discussed among the stakeholders, the CU project expert and representatives of the TPG at the 2nd Steering Committee on 25 July 2012 in Bucharest. The TPG was subsequently requested to revise the Inception Report so that it would fully comply with the intentions laid down for the project. The revised Inception Report was delivered on 5 October 2012. In November 2012, the LP officially asked the ESPON MA for a postponement of the delivery date of the Interim Report. This seemed necessary due to a drop out of one of the original project partners at an early stage of the project implementation. The search for a replacement of this partner took some time, which resulted in a later start of the analytical work altogether. Therefore the MA agreed to

postpone the original deadline for the Interim Report from 30 November 2012 to 31 January 2013.

- **KITCASP – Key indicators for territorial cohesion and spatial planning (Total budget: 359,921.00 €)**

The KITCASP project will explore the use of territorial data in developing and monitoring national spatial strategies and other territorial development policies in Scotland, Ireland, Latvia, Iceland and the Basque Country, Spain. It will examine the extent to which ESPON data has informed the strategies examined and develop guidelines on the use of indicators and ESPON data in territorial policy development at the national level. A particular emphasis is placed on identifying a core set of key indicators for territorial cohesion, economic competitiveness and sustainable development to inform spatial planning at the national level, drawing on ESPON research and datasets available in the partner countries. The project will also consider how the capacity for spatial analysis can be strengthened and harmonised at the national level, how national analytical experience and expertise can help to inform and take forward the EU Territorial Agenda, and the implications for future ESPON research.

The project had its kick-off on 14 March 2012 and at a Steering Committee on 31 May 2012, in Edinburgh, representatives of the TPG, the Lead Stakeholder and the CU project expert discussed the upcoming Inception Report, which was delivered on 6 June 2012. The report was discussed between the involved parties at a joint Stakeholder Workshop and Steering Committee meeting in Riga, Latvia 20 July 2012. The Interim Report was on 31 October and subsequently discussed involving all parties at another joint Stakeholder Workshop and Steering Committee meeting held in Donostia, the Basque Country, on 13 December 2012. Based on the discussions during this meeting the LP submitted in January 2013 a request for extension for extension of the deadlines for the Draft Final and Final Report in order to ensure a continued successful project implementation.

- **LIVELAND – Liveable landscapes: a key value for sustainable territorial development (Total budget: 378.676,14 €)**

The request from the Stakeholders comes from the consideration that EU regional policies are increasingly focused on harmonious territorial development towards sustainability and that the relation between territorial development strategies and landscape planning is a political priority still uncovered by ESPON Programme. In addition, the European Landscape Convention (ELC, 2003) is stimulating the elaboration of landscape plans and calling for its integration within spatial planning, considering landscape as a key territorial value. This Targeted Analysis aims therefore to explore good practices of landscape planning and regional territorial strategies in some 'living landscapes' and to benchmark the content and procedures between regions. The aim is also to identify successful measures in combining landscape management and socio-economic development and to give guidelines and recommendations. The project seeks to identify ways in which ESPON data could be used to reinforce the integration of landscape and spatial planning and to provide new evidence for future ESPON landscape targeted research.

The kick-off and 1st Steering Committee meeting of this project took place on 20 April 2012 in Bilbao, Spain. During the meeting the TPG and the Stakeholders could further clarify the objectives and the expectation for the targeted analysis and

organised in concrete terms the future steps and in particular the direct involvement of the Stakeholders in the project workshop that will be organised. The project delivered an Inception Report on 5 July 2012. The 2nd Steering Committee meeting took place on 3 October 2012 in order to discuss the remarks on the Inception Report and discuss the future progress of the project implementation. The Interim Report was submitted on 21 December 2012. The TPG set up cooperation with the ESPON Targeted Analysis **LP3LP** to analyse at an early stage complementarities. The collaboration has a specific focus on the analysis of relevant EU policies and the planning systems as well as synergies in relation to the conceptual frameworks of the projects and landscape analysis methods.

- **LP3LP – Landscape Policy for the 3 Countries Park (Total budget: 360.000,00 €)**

In this project landscape is understood as an asset to support smart, sustainable and inclusive growth. Against this backdrop the 3LP is used as a cross-border testing ground for improving the effectiveness of European policy for territorial cohesion. The implemented analysis is used to formulate and establish a shared vision on the future of landscape in cross-border collaboration. Insight is presented on how European policies and legislation can be harnessed to develop a cohesive European landscape that in turn can contribute to overall European objectives of the Europe 2020 Strategy.

The kick-off and 1st Steering Committee meeting of this project took place on 29 March 2012 in Maastricht, the Netherlands. This meeting gave the stakeholders and the project expert of the ESPON CU the opportunity to discuss and agree on specific improvements and developments in relation to the outputs of this Targeted Analysis. The project delivered an Inception Report on 21 June 2012. The 2nd Steering Committee meeting took place on 20 September 2012 in order to discuss the remarks on the Inception Report and discuss the future progress of the project implementation. An annex to the Inception Report was delivered on 18 October 2012 in order to better clarify some important issues. The submission of the Interim Report was postponed from 31 December 2012 to January 2013. The TPG set up cooperation with the ESPON Targeted Analysis **LIVELAND** to analyse at an early stage complementarities. The collaboration has a specific focus on the analysis of relevant EU policies and the planning systems as well as synergies in relation to the conceptual frameworks of the projects and landscape analysis methods.

- **North Sea STAR – North Sea – Spreading transnational results (Total budget: 339.923,70 €)**

This project aims to assess North Sea Region project results with a view to developing the most effective regional energy responses possible in future operations. The analysis focuses on the role that territorial cooperation can play in such developments and at how new models for clustered project implementation might influence this process and promote effective multi-level governance. The combination of practitioner experience and the localisation of potentials and challenges based on existing ESPON results will provide input for decisions on future actions and programme strategies in the NSR, and should also be transferable to many other programmes and themes. Furthermore, with regards to governance the project should answer the key question of how the clustering approach can help to stimulate regional co-operation in order to provide input to policy making on how to

accelerate the take-up of renewable energy technologies and supporting relevant green economic activities in the region.

The project had its kick-off meeting on 26 November 2012 with representatives of the Lead Project Partner, the Lead Stakeholder and the CU project expert. The Subsidy Contract has been signed in the beginning of 2013, hence the project is not presented in the table below.

Output Indicators	Initial Baseline	Final Target	Achievements					
			2007	2008	2009	2010	2011	2012
Number and types of actions realised & number of small / medium / large actions	0	30	0	0	6	8	18	22
Number of stakeholder / user consultations realised	0	3	0	1	2	2	3	3
Number of stakeholders / users contacted ⁴	0	300	0	164	305	305	441	441
Results Indicators	Initial Baseline	Final Target	Achievements					
			2007	2008	2009	2010	2011	2012
Number of stakeholders directly involved in the implementations of the actions ⁵	0	50	0	0	34	40	97	116
Number of themes, topics and experiments covered by actions realised	0	30	0	0	9	13	28	33
Number of types of specific territories covered by actions realised	0	20	0	0	9	10	10	10
Impact Indicators	Initial Baseline	Final Target	Achievements					
			2007	2008	2009	2010	2011	2012
Degree of analytical support provided by targeted actions to a co-operative tackling of territorial development challenges	NP	NP	NP	NP	NP	NP	NP	NP

⁴ The 'number of stakeholders/users' indicated in this row is referring to the number of stakeholder institutions participating in an EoI, including non-approved. In case stakeholder institutions are involved in several selected EoI, they are counted repeatedly.

⁵ For this indicator the total number of stakeholder institutions involved in contracted Targeted Analyses projects is indicated. In case stakeholder institutions are involved in several selected EoI, they are counted repeatedly.

Extent to which the outcomes of actions producing targeted analytical deliveries are cited in strategic publications at European, national and regional level	NP	NP	NP	NP	NP	NP	NP	NP
---	----	----	----	----	----	----	----	----

NI: Not implemented: The indicator is implemented, but not for the specific year.

NP: Not applicable: The indicator does not apply. It will never be implemented.

NA: Not available: The indicator is implemented but you don't know the values yet for the specific year.

Qualitative analysis

The implementation of Targeted Analyses generally works very smoothly and there is a good cooperation between the LPs, the CU project experts and the stakeholders behind the projects.

Ensuring the involvement of MC members or national experts nominated by the latter in evaluation sessions of proposals often proves to be a challenging exercise. It usually requires several rounds of requests towards the MC by email, during MC meetings and via direct contact to individual people to get sufficient numbers of MC representatives together for evaluation committees. Due to these difficulties, the originally foreseen rotating principle, i.e. involving as far as possible different MC members/national experts, is not always fully possible to implement. It would greatly facilitate the preparation of these evaluations with more active MC support in that respect.

Finally, at evaluation sessions the assessment of the management related criteria has often been considered by evaluators to be rather difficult. For instance, they found it almost impossible to judge if the procedures related to ERDF requirements were transparent (i.e. 2nd Management related criteria) as they did not have sufficient knowledge about these ERDF requirements. It might therefore be worthwhile considering if this part of the evaluation should not be left to the financial experts at the CU who assess all proposals received on the basis of these criteria anyway on behalf of the MA.

3.2.2. Significant problems encountered and measures taken to overcome them

No significant problems have been encountered.

3.3. Priority 3

3.3.1. Achievement of targets and analysis of the progress

Information on the physical and financial progress of the priority

Priority 3 Projects

These projects are, like the Priority 1 and 2 projects, subject to call for proposals and selected based on evaluation sessions involving MC members and finally approved by the ESPON MC for implementation based on subsidy contracts.

As reported in the Annual Implementation Report 2011, the ESPON Programme organised the 9th call for proposals from 24 August to 20 October 2011. The call included six projects for Priority 3 “Scientific Platform and Tools”, which received the following 16 proposals:

- EU Territorial Monitoring and reporting (0)
- ESPON Atlas and European Territorial Structures and Dynamics (4)
- Detecting Territorial Potential and Challenges (2)
- Territorial Evidence Packs for Structural Funds Programmes (2)
- ESPON Online Mapping Tool (5)
- Territorial Monitoring in a European Macro Region- A test for the Baltic Sea Region (3)

As indicated the project “EU Territorial Monitoring and reporting” received no proposal.

The evaluation of the proposals for all the other projects took place on 15-17 November and 7-9 December 2011 in Brussels. The eligibility check was running in parallel.

At its meeting on 8 February 2012, the MC decided, based on the eligibility checks, evaluation sessions, and the ranking made by the evaluators, the contracting of the following projects:

MC approved projects for P3 Scientific Platforms and Tools projects (9th Call)	Budget
ESPON ATLAS (122_PR3_05_0457) for project “ESPON Atlas on European Territorial Structures Dynamics”	149.922,00 €
TERREVI (122_PR3_07_0479) for project “Territorial Evidence Packs for Structural Funds Programmes”	480.600,00 €
RIMAP (122_PR3_08_0477) for project “ESPON Online Mapmaking”	120.500,00 €
BSR-TeMo (122_PR3_09_0444) for project “Territorial Monitoring in a Macro region – Baltic Sea Region”	340.000,00 €

As the only eligible proposal on “Detecting Territorial Potentials and Challenges” was deemed to be of insufficient quality by the evaluation committee, no proposals could be selected. In its meeting on 8 February 2011, the MC therefore decided that the project should be re-launched and included in the 10th call for proposals.

The 10th and final call for proposals was running from 18 April 2012 to 13 June 2012. The Call included the three projects for Priority 3 “Scientific Platform and Tools”, whereof two re-launched, which received the following number of proposals:

- European Territorial Monitoring System (re-launch) (5)
- Detecting Territorial Potential and Challenges (re-launch) (5)
- European Urban Benchmarking Tool (8)

The evaluation of proposals for these projects took place on 18-19 July 2012 in Brussels. During the two evaluation sessions four proposals were considered insufficient in terms of quality in relation to the evaluation criteria. The eligibility check was running in parallel.

Based on the evaluation sessions and on the ranking made by evaluators, the MC decided in its meeting held on 28 September 2012 the contracting of the following projects:

MC approved projects for P3 Scientific Platforms and Tools projects (10th Call)	Budget
ETMS (121_PR3_04_0488) for “European Territorial Monitoring System”	597.956,25 €
ESPON DeTeC (121_PR3_06_0496) for “Detecting Territorial Potentials and Challenges”	349.546,00 €
CityBench (121_PR3_10_0503) for “European Urban Benchmarking Web Tool”	198.000,00 €

The kick-off meetings for the in total seven projects under Priority 3 approved in 2012 were organised at the following dates:

Project	Date of Kick-off meeting	Location
BSR-TeMo- Indicator-based monitoring system which illustrates the territorial structures and trends at different scales for different types of regions across the BSR.	14/03/2012	Luxembourg
TERREVI - Knowledge-base for benchmarking and identifying potentials for investment of Structural Funds in the European context.	19/03/2012	Luxembourg
RIMAP - Online tool which enables users to select, combine and overlay indicators from the ESPON database to make maps, diagrams or animations.	27/03/2012	Luxembourg
ESPON ATLAS - Synoptic compilation of Key findings under P1 and P2 projects.	04/04/2012	Luxembourg
ESPON DeTeC- Practical guidance on how to use ESPON knowledge to detect territorial potentials.	19/11/2012	Luxembourg
CityBench - Webtool designed for highlighting the risks and opportunities of investing in different European cities, based on ESPON knowledge.	28/11/2012	Luxembourg

ETMS- Online platform built up on existing statistical information, data and tools for monitoring European territorial trends.	04/12/2012	Cyprus
--	------------	--------

Further information on activities of these projects during the year 2012 can be found in the below section on the ongoing P3 projects:

- **INTERCO - Territorial Indicators (Total budget: 396.400,00 €)**

The project ‘INTERCO – Indicators on Territorial Cohesion’ aims at developing a set of indicators and indices that could be used to support policy makers in measuring and monitoring territorial cohesion related to European territorial development. The project, using scientifically sound methods and numerous consulting events with stakeholders, resulted with a constructive list of top indicators for territorial cohesion categorized by territorial objectives.

The project has delivered their Final Report in February 2012. After this the participative process continued by supporting the MC and the EC with valuable input to the political validation, complementing and categorisation of a limited number of ESPON territorial indicators as well as for drafting a working paper. For this, the LP, i.e. University of Geneva, Italy, organized an additional meeting with interested MC members in April 2012. The first selection of ESPON Territorial Indicators will be tested by the ‘European Territorial Monitoring System’ project and together with experiences of other ESPON projects provide valuable input for a first annual review in summer 2013. The LP of the project also gave a presentation at the ESPON Open Seminar on 13-14 June 2012 in Aalborg, Denmark.

- **ESPON Database 2013 Project Phase II (Total Budget: 1.375.000,00 €)**

The ESPON Database 2013 phase II project is a follow up of the project ‘ESPON Database phase I’ and aims at further designing, structuring and building the ESPON 2013 Database.

The project delivered its First Interim Report on 2 July 2012, including related documents (Metadata specification, Web Interface specification, Nomenclature specification, ‘How to deliver my data’ documentation, and technical reports). An Annex to the Interim Report was requested by the CU by 1 December 2012, which addressed all points raised in the CU response.

Regarding the web interface developed by the M4D Project, an improved version of the interface was delivered by 14 December 2012 based on the outcomes of the discussion with the ESPON CU during various meetings and events. The LP, University of Paris Diderot, France, was requested to better target the project results towards policy makers and practitioners. Despite the fact the deliveries of this project and the research activities developed are of high quality, the ESPON CU and the MC still consider important to enhance the practical usefulness and user friendliness of the ESPON Database.

The project participated in both ESPON Seminars that took place in 2012. In ESPON Open Seminar in Aalborg on 13-14 June 2012 the M4D Project actively contributed to 3 workshops and in the Internal ESPON Seminar in Cyprus on 5-6 December 2013 the TPG participated in two workshops and one plenary session.

- **ESPON ATLAS – Mapping European Territorial Structures and Dynamics (Total Budget: 149.992,00 €)**

The ESPON Atlas 2014 is envisaged to present a synoptic and comprehensive overview of key findings from all ESPON 2013 Priority 1 and Priority 2 projects, which serve as main providers of new facts, evidence and knowledge about European territorial structures, trends and perspectives and policy impacts. Together with the indicators and datasets included in the ESPON Database, this project shall promote the mission of the ESPON 2013 Programme of supporting policy development by compiling an “ESPON Atlas on European Territorial Structures and Dynamics” by the end of the ESPON 2013 Programme.

The Atlas will not take a particular policy defined point of departure, but aims at covering the multitude of ESPON themes in a comprehensive manner. It shall enable comparisons among regions and cities and support the understanding of European territorial diversity of potentials and challenges.

The project kicked off on 4 April 2012 in Luxembourg. The TPG submitted their Inception Report on 2 July 2012. However since this report didn't cover all the elements mentioned in the project specification and Annex III to the Subsidy Contract which should have been covered by the report, the TPG was asked to deliver a revised Inception Report by 28 September 2012.

The TPG conducted a workshop session with the ESPON MC at the latter's meeting on 4 December 2012 in Paphos, Cyprus to get feedback on the proposed structure of the ESPON ATLAS.

- **ETMS - EU Territorial Monitoring and Reporting (Total Budget: €597,956,00 €)**

This ESPON project is aimed at providing a practical and operational European Territorial Monitoring System (ETMS), which builds mainly on existing statistical information, data and tools developed (database, mapping tools) within the ESPON Programme, and which can be the basis for a continued monitoring of European territorial trends.

The LP is MCRIT S.L., Spain. The kick-off meeting of this ESPON project took place on 5 December 2012 in Cyprus back to back with the ESPON Internal seminar and the project will deliver its Inception Report in February 2013. The Subsidy Contract has been signed in the beginning of 2013, hence the project is not presented in the table below.

- **TERREVI – Territorial Evidence Packs for Structural Funds Programmes (Total budget: €480.600,00€)**

The ESPON knowledge base is now developed to a level capable of delivering important support to other Structural Funds programmes which can help programme bodies in their strategic programming and implementation. Important new facts and evidence at European level from ESPON projects can be broken down to regions and, if relevant, aggregated to larger territorial contexts which in turn can be used as knowledge base for identification of place-specific characteristics as well as territorial features such as interrelationships and interdependencies within or between places.

The strategic character of programmes may be improved by benchmarking and identification of key challenges and potentials in a European context which in turn

can support the setting of public investment priorities accompanied by tangible targets. This project will prepare and provide the envisaged transfer of territorial knowledge to programmes under the anticipated “Jobs and Growth” objective (former objective 1 Convergence and Objective 2 Competitiveness and Employment goals) and the objective of European Territorial Cooperation. The project will cover one-region programmes as well as multi-region programmes.

The project was kicked-off on 19 March 2012 and submitted the Inception Report on 4 June 2012. The project delivered 66 Territorial Evidence Factsheets for cross border and transnational project areas on the 15th November 2012. The Interim Report was delivered on 20 December 2012.

Metis GmbH, Greece, as the LP of the project, gave a presentation at the ESPON Open Seminar on 13-14 June 2012 in Aalborg, Denmark and the ESPON Internal Seminar on 5-6 December 2012 in Paphos Cyprus. The project also delivered presentations at external events organised by INTERact to assist CBC and TNC programmes including London 30-31 May, Luxembourg 25 September and Vienna 11-12 December 2012.

- **Territorial Monitoring in a European Macro Region – A test for the Baltic Sea Region – BSR-TeMo (Total budget: 340.000,00€)**

This ESPON project shall support evidence informed territorial development and cohesion in the Baltic Sea Region (BSR) by developing an indicator based monitoring system. This monitoring system shall comprehend a policy dimension, related to the promotion of territorial cohesion in the Baltic Sea Region, and a methodological dimension aimed at developing a tool (indicator based) for monitoring the territorial development in the Baltic Sea Region. This will contribute to increased knowledge and understanding of territorial cohesion processes in the BSR and at the same time allow for a comparison and benchmarking with other European regions and macro-regions. It will also support the contribution of the BSR to smart, sustainable and inclusive growth in Europe as mentioned in the EU2020 Strategy.

The decision on the selection of the ETMS project was taken by the MC on 8 February 2012. The LP is Nordregio (Nordic Center for Spatial Development), Sweden. The kick-off meeting of this ESPON project took place on 14 March 2012 at the CU premises in Luxembourg. The TPG participated in Open ESPON Seminar in Aalborg, Denmark on 13-14 June 2012 and in the Internal ESPON Seminar in Cyprus on 5-6 December 2012. The Inception Report and Interim Report were delivered in time and accordingly to the timetable agreed. The Inception Report was sent to the ESPON CU on 6 June 2012 and the Interim Report on 30 November 2012.

- **DeTeC - Detecting Territorial Potential (Total budget: 349.546,00 €)**

This project aims at providing practical guidance on how to utilise ESPON knowledge to detect territorial potential and turning challenges into potential deriving from their larger territorial context. It will include concrete cases of good practices in utilising territorial potential, based on benchmarking, comparison with similar regions/cities.

The target group for the project is practitioners and policy makers, first and foremost at regional and municipal level, which will be provided with an overview and

guidance in their day-to-day work. The general guidance on analytical approaches and methods will also be relevant for practitioners and policy makers involved in development considerations in cross-border, national and transnational settings.

Key areas of the analysis include a review and inventory of analytical approaches as well as of both qualitative and quantitative methods supporting the detection and utilization of territorial potentials and challenges; testing and evaluation of a conceptual framework of analytical approaches and methods, set up as a guidance document, through carefully selected case studies /regional laboratories providing concrete examples on how regions and cities can detect and utilise their territorial potential and/or deal with particular challenges. The case studies will directly involve and engage practitioners and policy makers.

The Kick-off meeting with the LP for DeTeC, took place on 21 November 2012, and the Inception Report will be delivered on 15 February 2013. The Subsidy Contract has been signed in the beginning of 2013, hence the project is not presented in the table below.

- **CityBench – CityBench for Benchmarking European Urban Zones (Total budget: 198.874,00 €)**

Cities of all sizes can play a crucial role as creative, efficient and environmentally sound engines of smart, sustainable and inclusive territorial development. But there are threats and barriers to this in the form of demographic and economic challenges, social disparities and urban sprawl. The EC is progressing urban policy at the European level, and in 2014-2020, the urban agenda is likely to be more prominent than in previous Structural Fund programmes. This process will require further evidence about the urban reality, a task where several initiatives are taken, and where the joining of forces and cooperation can provide added value.

Against this background, the CityBench webtool project aims at helping policymakers, practitioners and public and private investors to put economic, social and environmental sustainability of cities at the core of decisions. This webtool allows them to benchmark their cities against other similar cities, around issues such as demographic challenges, economic challenges, social disparities, urban sprawl and greenhouse gas emissions. The benchmarking webtool creates opportunities for the forming of innovative learning networks among cities and provide a first indication of the suitability of financial engineering instruments in place-based policymaking.

The Kick-off meeting with the LP, Geodan Holding, Netherlands, took place on 28 November 2012 and the project will deliver its Inception Report on 28 February 2013. The Subsidy Contract has been signed in the beginning of 2013, hence the project is not presented in the table below.

- **RIMAP – Design and Development of Rich Internet Online Mapping Tool (Total budget: 120.500,00 €)**

The project will develop the ESPON Online Mapping Tool. This tool which will be a highly interactive mapping tool available via the Internet where users can select, combine and overlay indicators from the ESPON database, choose the geography, make a map, diagram or even animations based on indicator time series.

On 27 March 2012 the kick-off meeting with the LP, AIDICO, Spain, was held in Luxembourg. The project delivered the Inception Report on 29 June 2012 and an

Interim Report including a video showing the first beta version of the Online Mapping Tool on 20 December 2012. The LP of the project gave a presentation at the ESPON Open Seminar on 13-14 June 2012 in Aalborg, Denmark and a presentation at the ESPON Internal Seminar on 5-6 December 2012 in Paphos, Cyprus.

Priority 3 MA-led projects

Besides the above-mentioned projects, the Operational Programme defines some actions being financed under Priority 3 as MA-led-projects. These projects are implemented directly by the MA, who in this context, assumes the role of LP and has the same duties and reporting requirements as any other LP. The MA-led projects are approved by the MC based on short project descriptions developed by the MA, which includes information relating to the objectives, activities, budget and timeframe for the implementation.

The CU together with the MA implements the project according to the relevant public procurement procedure. The monitoring of the activities is managed by CU experts, who have the responsibility to receive the deliveries, to validate them and to approve them. In this process the CU expert works closely with the service providers ensuring highest quality of the deliveries and that deadlines are met. At least once per year (for projects over € 75,000 it is bi-annual) the MA will have to provide a short report to the MC on the progress with the implementation of the project.

The actions under the Priority 3 MA-led projects are carried out within “Territorial Indicators, Indexes and Tools” and “Updates of Indicators and Maps”.

- **MA-led project 3.2b - Tools - 2009 (Total Budget: 225.000,00 €)**

- Data Navigator Update (Budget: 74.893,92 €)

- This action aims to update the existing ESPON Data Navigator in order to support the search for relevant territorial data sources on statistics across Europe in an enlarged EU and, in particular, to ensure the full coverage of all countries participating in the ESPON 2013 Programme, including Iceland and Liechtenstein. New inventories shall be also compiled for Croatia and FYR Macedonia. In addition, inventories for other EU Candidate countries and other Balkan countries shall be updated.

- For a first Call for Tenders opened in 2011 no offers were received. A second Call for Tender has been opened on 14 January 2012 which resulted in five offers at its closure on 27 February 2012. After evaluation of the offers the service contract has been awarded to MCRIT S.L., Spain, with the subcontractor Spatial Foresight, Luxembourg. The service started with a kick-off meeting on 5 June 2012 and the selected service provider submitted the Interim Delivery on 10 December 2012. A Draft Final Delivery is expected to be delivered by 5 April 2013 and a Final Delivery by 5 June 2013.

- **MA-led project 3.2b - Tools 2010 (Total Budget: 300.000,00 €)**

- Online MapFinder (Budget: 44.850,00 €)

- The Online MapFinder is a web application aimed at promoting ESPON activities and making ESPON findings more accessible to the wider policy-making audience. This action has been developed with two service contracts. On one hand, the IT part aimed at developing a user-friendly interface to search, find and display maps from

ESPON projects and publications (budget: 15.000 €). On the other, the content part aimed at delivering short, but concise, explanations for each of those maps (budget: 35.000,00 €). The service provider for the IT part, Altair, Italy, delivered the web application early 2012, and service provider for the content part, Spatial Foresight, Luxembourg, initiated its work shortly after. The final results are available on the ESPON website since March 2013.

Cartographic Language (Budget: 72.115,35 €)

This action aims at developing a modern cartographic language for European territorial science. The action is expected to capitalise on the various examples and cases developed at project level within ESPON 2013 Programme.

A Call for Tenders opened on 16 June 2012, which closed on 27 July 2012 and resulted in four eligible offers. After evaluation of the offers the service contract has been awarded to UMS Riate, France. The kick-off meeting is scheduled to take place in Luxembourg in January 2013.

- **MA-led project 3.2b - Tools 2011-2014 (Total Budget: 342.000,00 €)**

This MA-led project will contribute to the capitalisation of the results and outcomes produced within ESPON. The project will indicatively result in six additional actions, developing tools to support the use of ESPON results for policy, strategy and planning by different user groups. The first three actions for tools that have been decided by the MC in their meeting on 1-2 December 2011 include: (1) Improve the usefulness of the ESPON HyperAtlas for European regions, (2) TIA web application using the ARTS methodology and (3) Online training platform with sessions focused on a specific topics. The activities on two of these tools have been delayed and are now scheduled to be started in 2013.

- **MA-led project 3.4 - Targeted Actions for Update of Indicators and Maps 2011-2014 (Total Budget: 369.000 €)**

Update of Maps and Related Data on Natural Hazards (Budget: 69.000,00 €)

The ESPON MC approved on 30 September 2010 to update the map ‘Aggregated Natural Hazards’ as well as underlying indicators as presented in the Final Report of the ESPON 2006 Project 1.3.1 ‘Spatial Effects of Natural and Technological Hazards’. Considering the methodological complexity of this issue, this update is implemented by bundling the following three actions in one service contract: (1) update of the aggregated natural hazards map; (2) update of the integrated vulnerability map and (3) update of the aggregated natural risk map.

The call for tender for “Update of Maps and Related Data on Natural Hazards” was open from 24 February till 16 April 2012. Three offers were received and the winning service provider was selected in relation to the value for money principle, calculated on the total number of points achieved for the evaluation criteria out of price excluding VAT. The contract was awarded to GeoVille Environmental Services, Luxembourg, and the Kick-Off meeting took place on 1 August 2012.

The service contract has an implementation period of 12 month and the service provider delivered its Draft Final Delivery on 18 October 2012. The service provider was asked for improved versions of the delivery, and the Final Delivery is to be submitted by 22 February 2013. The service provider will also be making

comments on the draft version of the ESPON Territorial Observation No.7, focusing on the results of the map-update and the ESPON Climate project.

Output Indicators	Initial Baseline	Final Target	Achievements					
			2007	2008	2009	2010	2011	2012
Number of actions realised ⁶	0	20	0	2	6	7	10	14
Number of new, updated and improved tools, models, methodologies developed ⁷	0	15	0	3	10	14	17	20
Number of territorial indicators defined	0	10	0	0	0	0	0	29
Number of periodic territorial monitoring reports published	0	3	0	0	0	0	0	0
Results Indicators ⁸	Initial Baseline	Final Target	Achievements					
			2007	2008	2009	2010	2011	2012
Number of downloads for support of data and tools (from the ESPON website) and geographical spread of users	0	2000	0	208.483	459.938	695.010	1.008.179	1.456.392
Number of downloads for territorial monitoring reports (from the ESPON website) and geographical spread of users	0	500	0	208.483	459.938	695.010	1.008.179	1.456.392

⁶ In the previous years a mishap slipped in for this priority as the projects that were foreseen for implementation during the programme period were counted from the time of the MC decision and not just from the time of contracting. For this annual report the achievements have been updated for the previous years.

⁷ It was decided to update this indicator for the previous years by taking account of 'number of up-dates/ improvements realised for the ESPON DB', which have not been considered before. In 2012 this indicator covers 1) ESPON Typology Compilation 2) HyperAtlas 3) Online Map Finder - IT Part and 17 updates / improvements realised for the ESPON-DB.

⁸ Since the ESPON CU does not have the specific data for the number of downloads of data and tools / territorial monitoring reports, the figure presented refers to the total number of website hits.

Impact Indicators	Initial Baseline	Final Target	Achievements					
			2007	2008	2009	2010	2011	2012
Degree of usefulness (expressed for the different Scientific Platform components) in the context of ESPON applied research actions and policy development processes (with levels: high, medium, low).	NP	NP	NP	NP	NP	NP	NP	NP
Number of ESPON-external documents making reference to ESPON data, tools or reproducing ESPON maps	0	100	0	4	13	22	27	39 ⁹

NI: Not implemented: The indicator is implemented, but not for the specific year.

NP: Not applicable: The indicator does not apply. It will never be implemented.

NA: Not available: The indicator is implemented but you don't know the values yet for the specific year.

Qualitative analysis

The implementation of projects within the *Priority 3 Scientific Platform* is now catching up and the level of activities increased considerably during 2012. The deliveries of the high-profile M4D project (Database II) and the research activities developed were considered of high quality, but the ESPON CU and the MC have requested the TPG to continue to enhance the practical usefulness and user friendliness of the ESPON Database for policy makers and practitioners.

Although some projects had to be re-launched in the 10th and final call for proposals, all proposed projects now have been contracted. In total seven Scientific Platform projects were running at the end of the year, covering a wide range of activities including online mapping tool, territorial monitoring systems, ESPON Atlas and urban bench-marking

⁹ As example the following external documents / publications have been received during 2012. Many more documents are relevant however it is impossible to ensure that the ESPON CU receives all despite asking so:

- Anders Larsson, SLU Alnarp, Lisa Germundsson, LRF Skåne, Mål och metoder för hushållning med god jordbruksmark inom kommunal planering, Fakta från Landskapsarkitektur Alnarp, LTJ-fakultetens faktablad, 2012:8.
- European Environment Agency. Urban adaptation to climate change in Europe – Challenges and opportunities for cities together with supportive national and European policies. EEA Report No 2/2012.
- The Scottish Government. National Planning Framework for Scotland 2, Monitoring Report 2012.

tool. This means that in total 10 Priority 3 Scientific Platform projects will be carried out within the ESPON 2013 Programme.

The projects are generally progressing well and there is a good cooperation between the LPs and the CU project experts. However, as pointed out previously, as the system of external SB members is not implemented for Priority 3 projects, the general feeling among the CU project experts and the TPGs is that feedback, sound advice and guidance of external experts could have given an added value to the projects.

The *Priority 3 MA-led projects* implemented as service contracts within “3.2b Territorial Indicators, Indexes and Tools” and “3.4 Updates of Indicators and Maps” have all been subject to necessary revisions and unforeseen delays. This has given rise to a number of challenges, which are explained in detail in the following section. However, once the service contracts are in place and up and running, they are in general progressing in a satisfying way and the deliveries of sufficient to high quality.

3.3.2. Significant problems encountered and measures taken to overcome them

The ESPON MC was informed during the meeting on 28 September 2012 about the need to have an addendum to the subsidy contract of the M4D Project on data checking, quality control and integration into the ESPON database. The aim of this addendum is to guarantee that the datasets from all ESPON projects are equal treated and in particular that the ESPON projects not included in the M4D proposal and a maximum of 10 map updates are covered.

At the MC meeting on 4 December 2012, the MC decided to approve the addendum to the M4D contract including the data checking, quality control and data integration into the ESPON Database from the projects mentioned above; to reiterate the allocation of a maximum amount of 75.000 € to the M4D contract to carry out these tasks and; to mandate the CU to arrange the necessary formal steps with the LP of the M4D Project.

In order to implement this decision, the CU prepared and proposed in February 2013 in a Written Procedure with the MC, amendments to the MA-led project “3.4 Update of Indicators and Maps 2011-2014” including the re-allocation of 75.000 € to the M4D contract and an adjustment to the number of envisaged targeted actions to be carried out from 15 to 12. After the implementation of the “Map Updates on Natural Hazard” in 2012, in total nine activities remain to be planned and carried out during the remaining programme period.

The three actions (of in total six actions) planned within the MA-led project “3.2b Tools 2011-2014” have all been delayed:

- Due to lack of time on the side of the foreseen service provider, the improvement of the usefulness of the *ESPON HyperAtlas* for European regions has been put on stand-by and is scheduled to be started in the second quarter of 2013.
- The activities for developing a *TIA web application* using the ARTS methodology was postponed until second quarter of 2013 in order to await the finalisation of the publication “Territorial Impact Assessment of Policies and EU Directives” published late December 2012.
- The activities for developing an *online training platform* with sessions focused on specific topics have not been started yet due to the rescheduling of the final deliveries of the Priority 4 project ESPONTrain, which this specific action will build upon and now foreseen to be started in the third quarter of 2013.

The themes of the remaining three actions will be decided through a brainstorming session in April 2013 and subsequently followed by drafting of Terms of Reference and the relevant public procurement processes.

3.4. Priority 4

3.4.1. Achievement of targets and analysis of the progress

Information on the physical and financial progress priority

Priority 4 Transnational Networking Activity projects

The TNA projects are subject to call for proposals from the ESPON European Contact Points (ECP) based on the specifications in the Operational Programme and in some cases with additional “Call Specific Criteria” decided by the ESPON MC. The proposals are evaluated by the ESPON CU for approval by the ESPON MC and implemented as subsidy contracts.

The 9th call for proposals was running from 24 August to 20 October 2012, which included a call for projects under Priority 4 TNAs. A “Call Specific Criteria” had been established by the MC in June 2011 stating that additional points would be awarded for the inclusion of the ECPs from Denmark and Portugal. Two project proposals were submitted:

Proposals on “Transnational Networking Authorities” under Priority 4 (9th Call)
ENECON (112_PR4_PP_0475) “ESPON Evidence in a North European Context”
ECTerDev (112_PR4_PP_0470) “ESPON Concepts for Territorial Development”

The evaluation of proposals took place on 10 January 2012 in Luxembourg, involving two evaluators from the ESPON CU. The evaluation committee considered the two submitted proposals to be in line with the requirements of covering all compulsory actions as stipulated in the Programme Manual and accordingly included them in the evaluation.

Initially, a first scoring ranked the ECTerDev proposal the highest. However, applying the “Call Specific Criteria” during the consensus meeting on 13 January 2012, the ENECON proposal was ranked as the best one (due to additional points for including the ECP from Denmark), with a budget of € 297.210. In addition, the budget of the ECTerDev project proposal (€ 487.542,64) exceeded the budget remaining from the original MC total allocation for the call (€ 600.227).

The evaluation of proposals and the eligibility check took place in parallel. In this case, and according to the procedures approved by the MC, the CU on behalf of the MA undertook the eligibility check and concluded that ECTerDev project was ineligible due to the fact that the ECP Spain project partner had no valid nomination until the end of the project implementation at the moment of the submission of the proposal. Taking this into account, the MC decided, on 8 February 2012, to formally approve the list of eligible and ineligible proposals, and the outcome of the evaluation session.

Best eligible proposals on “Transnational Networking Activities” under Priority 4	Available Budget
ENECON (112_PR4_PP_0475) “ESPON Evidence in a North European Context”	297.210,00 €

Furthermore, the MC decided to ask the CU to include proposals for additional TNA projects in the 10th call for proposals with the allocation of the remaining funds from the call of autumn 2012, and to estimate potential under-spending in ongoing TNA projects and inform the MC about the total budget that would be available for the call for proposals in spring 2012.

Finally, the MC decided to ask the CU to present the LP of the ECTerDev project for the remarks made by the evaluators and the MA, and encourage them to resubmit a revised proposal in the 10th ESPON call for proposals.

The 10th and final call for proposals was running from 18 April 2012 to 13 June 2012. The procedure included a call for projects under Priority 4 TNAs, which received one project proposal:

Proposals on “Transnational Networking Authorities” under Priority 4 (10th Call)
USESPON (121_PR4_PP_0489) “Use ESPON”

The evaluation of the proposal took place on 23 August 2012 in Luxembourg, involving two evaluators from the ESPON CU. The subsequent consensus meeting on the 27 of August 2012 pointed to the good quality of the proposal. As usual, the evaluation of proposals and the eligibility check took place in parallel, and it was concluded that the proposal complied with the eligibility criteria. Based on evaluation, the MC decided in the meeting held on 28 September 2012 to approve and request the CU to proceed with the contracting of the USESPON project.

The kick-off meetings for the two projects approved in 2012 under Priority 4 were organized at the following dates:

Transnational Networking Activity	Date of Kick-off meeting	Location
ENECON-Transfer of ESPON-evidence with a focus on the North European macro regional perspective.	13/04/12	Luxembourg
USESPON-Draw on and share work done in Priority 4 projects.	09/11/12	Luxembourg

Further information on activities of these projects during the year 2012 can be found further below in the section on the ongoing P4 TNA projects:

- **INTERSTRAT - ESPON in integrated territorial development strategies (Total budget: 881,973,00 €)**

The aim of this project is to encourage and facilitate the use of ESPON findings in the creation and monitoring of integrated territorial development strategies and to support transnational learning about the actual and potential contribution of ESPON to integrated policy-making. Its focus is active learning, using ESPON analysis and related data in the setting-up of integrated territorial development strategies at all levels of decision-making. It aims to maximise transnational cooperation that recognises the importance of working with the diversity of institutional practice and regional potentials characterising European territories.

On 31 May 2012, the LP for the ESPON INTERESTRAT project, Royal Town Planning Institute, United Kingdom, submitted the Final Report. According to the CU appraisal from 3 July 2012, the Final Report sufficiently meets all contractual demands. The INTERSTRAT has demonstrated the usefulness of the ESPON results in the setting-up of integrated territorial development strategies at different levels of decision-making. In turn, this may support the actual and potential contribution of the ESPON programme to achieving a more integrated policy-making.

The INTERSTRAT Project has contributed to raise awareness about the ESPON Programme not only in the transnational context, but also in the national and regional contexts of the nine ECP involved.

Moreover, a number of suggestions for the ESPON Programme were presented in the main report. A selection of the most relevant proposals is presented below:

- Target workshops (few participants and narrow thematic scope), good practice guidelines and short publications seem to be a desirable form of dissemination of ESPON results in regional and local contexts.
- Use of fact sheets with key messages from each ESPON report or thematic factsheets could make ESPON findings more attractive.
- ESPON tools should be easy to use and make available data on NUTS and lower scales. Their usability should be wider communicated and supported by demonstration activities offered to regional and local stakeholders mainly through workshops and seminars.

- **NORBA - Nordic-Baltic dialogues on Transnational Perspectives in Spatial Planning (Budget: €319.053,00)**

During 2012 the work carried out by the LP, University of Eastern Finland, Finland, and the project partners, concerned the administrative and content-related tasks necessary for the further implementation of the project. The main content-related activities achieved in 2012 are:

- Updating of the project Website <http://www.rha.is/norba>
- Scientific Conference in Oslo, Norway, on 14 - 15 March 2012, named “Nordic and Baltic Regions in a European Development and Policy Context”. Around 60 persons from the Baltic and Nordic countries as well as from some other European countries registered for participation at the event, 35 presentations spanning a wide range of topics were displayed.
- Final Conference in Jurmala, Latvia, on 30-31 August 2012, named “Territorial cohesion in Europe and BSR”. The conference provided a transnational forum

for policy makers and researchers to discuss and reflect on current territorial development trends, opportunities and insights recognized in different regions and various contexts. The aim of this conference was to present and discuss selected ESPON findings relevant to the Nordic–Baltic countries by focusing on the application of ESPON findings in Nordic–Baltic territorial planning, in relation to territorial cooperation, demography, growth poles and climate change. The conference provided a transnational arena for discussing current territorial development trends, challenges and opportunities in the region. Around 100 policymakers, practitioners and researchers from the Nordic-Baltic countries attended the event.

- Drafting and delivering the *Draft Final Report* by end of September 2012 and the *Final Report* by end of December 2012.
- Compiling requested blunder checks reports.

- **SCALES - Breakdown and capitalisation of ESPON results on different scales (Total budget: 337.790,00 €)**

The aim of this project is to ensure the relevance, effectiveness and sustainability of ESPON results. For this purpose, the project will develop strategies to deal with the challenges of scales within the capitalisation of ESPON results. The starting point for the development of ‘scale-sensible dissemination’ is the following three strategies: Zooming in, European Comparison and Bi/multi-lateral comparison. It was planned to organize five seminars to disseminate the findings of this project by using the three strategies. The results of these seminars will be brought together in a manual providing advice on how to handle the problem of scale and how to use ESPON results on different levels.

On 4 May 2012 the third project seminar (two in 2011) was held in Bern, Switzerland. This seminar focused on ‘Economy, Innovation and Accessibility: Future Spatial Challenges for Switzerland and Europe’. ESPON results as well as national and regional research findings from Switzerland and abroad were presented. On 4 June 2012 the fourth seminar was held in Vienna, Austria focusing on Risk Management, Climate Change and Culture. During the seminar, selected ESPON results were presented and their relevance for spatial planning in Austria discussed. The fifth and final seminar was held on 30 October 2012 in Berlin, Germany. This seminar addressed experts from ministries and administrations as well as interested persons from institutions, universities and research facilities that deal with ESPON and/or INTERREG, or with the key aspects of transport, innovation and climate. Its focus was on how ESPON could serve transnational co-operation and shape transnational spatial development based on territorial knowledge. In 2012 the project delivered blunder checks for the Priority 1 projects SGPTD, KIT, TIGER, TERCO, GEOSPEC, EU-LUPA, TRACC, SIESTA, ESaTDOR and SeGI.

The LP for the Scales project is the Federal Institute for Research Building, Urban Affairs and Spatial Development, Germany.

- **ESPONTrain - Establishment of a transnational ESPON training programme to stimulate interest in EPON 2013 knowledge (Total budget: 436.875,00 €)**

The ESPONTrain project is aiming at making ESPON 2013 knowledge operational in a coordinated and transnational way for practical use at regional and local level. It

is also translating ESPON Europe-wide information and findings to the regional/local level. In particular ESPONTrain aims at:

- Stimulating a transnational educational and training activity organized by ESPON and facilitated by an e-learning and networking platform promoted by ECPs;
- Identifying target groups within the national environment (both educational and political) to facilitate the diffusion of the ESPON philosophy, ideas, findings and results;
- Transforming knowledge produced by the ESPON 2013 Programme into comprehensible teaching materials and disseminating it.

During 2012 the following key activities were carried out within the project:

- Organisation of two TPG meetings in Aalborg, Denmark on 13 June 2012 and in Paphos, Cyprus on 6 December 2012;
- Finalising of the Thematic Teaching Packs (educational material).
- Recruitment of trainers and trainees in each participating country for the two planned teaching cycles (post-graduate students respective central government and regional/local authorities stakeholders);
- Development and launch of online e-learning platform (based on the Moodle open source)
- Carrying out of the teaching cycles, including evaluation.

Due to the delays in the start of the teaching cycles, a 3-month extension of the delivery of the Draft Final Report and the Final Report was requested from the ESPON MA, which was approved on 1 October 2012 with the following revised deadlines: 31 January 2013 (DFR) and 31 April 2013 (FR).

The project participated in the Open Seminar in Aalborg, Denmark, in June and in the Internal Seminar in Paphos, Cyprus, in December, for which the Greek LP prepared a presented a poster about the project.

The LP for this project is the Panteion University of Social and Political Sciences of Athens, Greece.

- **CaDEC - Capitalisation and Dissemination of ESPON Concepts (Total budget: 525.081,56 €)**

The main aim of the CaDEC project is to capitalise on and disseminate ESPON results and activities using concepts included in ESPON Priority 1 projects as a gateway to ESPON reports. To achieve this, the project applies a three-folded implementation strategy:

1. The construction of an information network between Project Partners, and between Project Partners and members of the national target groups.
2. A systemic dissemination process based on a mix of top-down inputs and bottom-up initiatives as well as an interactive process of the network, which will contribute to identify needs for future ESPON projects.

3. A diversity approach, which implies:

- Assuring a certain level of comparison between the target groups identified in different countries in order to secure the transnational character of the project,
- Adjusting the choice of the target groups to national contexts in order to reach an accurate dissemination and capitalisation of ESPON concepts within the nine countries participating to the project.
- Combining national and transnational workshops to prevent the exclusion of non-English speakers.
- Exchanging experiences taking into account the diversity of proposals in relation to different contexts (i.e. various levels of governance in each country).

During 2012 the project carried out a number of activities including continued national and transnational workshops and a TPG meeting on the final selection of concepts. The project is progressing according to plan.

The LP for the CADEC project is the University Paris Diderot, France.

- **ENECON - ESPON Evidence in a North European Context (Total budget: 297.210,00 €)**

The project ENECON addresses challenges and opportunities facing territorial development and spatial planning policies and practices, particular to the vast territory of the northern part of Europe. By actively facilitating the use and capitalisation of ESPON-evidence the overall aim is to contribute to make clear the significance of the European perspective on territorial development and cohesion, and especially the crucial need for a transnational cooperation approach to territorial analysis, policies and planning, in a macro-regional context. The project's interactions will also help building a Nordic-Baltic community around territorial development and spatial planning.

The project ENECON addresses the North European macro-regional perspective by primarily focusing on the Nordic and Baltic area. It focuses on the spatial development and planning of the countries comprising this area (Denmark, Estonia, Finland, Iceland, Latvia, Lithuania, Norway and Sweden) which emanates from their common northern location and external northern neighbouring relations.

The kick-off, which took place on 13 April 2012, gave the LP and project expert of the ESPON CU the opportunity to discuss and agree on specific improvements and developments in relation to the outputs of this TNA project. In particular, the following issues were clarified: strategy and key objectives; options for a stronger cross-fertilisation of existing experiences from projects under P4; how the ENECON activities complement and add value to the NORBA ongoing activities in 2012; how to ensure a clear distinction of target groups and themes; dissemination activities and possibilities of going beyond the Northern dimension. The CU gave support for the implementation of the project in guidance and stressed the importance of the EU and ESPON Publicity requirement in order to make aware the partner of its obligation as beneficiary of fund under the ERDF.

During 2012 the work carried out by the TPG concerned the administrative and content related tasks necessary for the further implementation of the project. The main content-related activities achieved in 2012:

- Project’s website to facilitate the dissemination of information <http://www.rha.is/enecon>
- Postgraduate Workshop in Joensuu, Finland, on 19 October 2012, named “Territorial Governance and Co-operation – Exploring Neighbouring Regions”. The event focused on territorial governance, a theme which has been tackled in several ESPON projects (e.g., TERCO, METROBORDER, TranSMEC).
- Workshop in Stockholm, Sweden, on 15-16 November 2012, named “Sustainability and Sustainable Regions – Multi-faceted Concepts”. The aim of this workshop was to interpret, analyze and critically discuss the dimensions of the concepts “sustainability” and “sustainable regions” together with their implications for further regional and territorial research.
- Conference in Akureyri, Iceland, in August 2013, named “Climate Change in Northern Territories” held together with a call for abstracts.
- Compiling requested blunder checks reports.

The LP for this project is the Norwegian Institute for Urban and Regional Research, Norway.

- **USESPON – Use ESPON (Total budget: 498.860,00 €)**

USESPON encourages and supports the use of work and findings from ESPON 2013. The aim is to create awareness and sense of ownership amongst key stakeholders in respect of the use of methods and tools developed within the current programme. The strategy is to draw on and share work done in four previous and ongoing transnational Priority 4 projects. A key part in the transnational work is to pool the resources developed in these four projects directly represented in USESPON. This includes the following project objectives:

- Building and further developing e-learning platforms and training materials (ESPONTrain);
- Providing learning support through interactive workshops (INTERSTRAT);
- Exploring the opportunities offered by the inter-relation of spatial scales when using ESPON methods (SCALES)
- Capitalising on key territorial concepts (CaDEC).

The project kicked off in Luxembourg on 9 November 2012. The first Steering Committee meeting was held in London on 14 December 2012, and it served the purpose of discussing planned activities and responsibilities of all partners, but also the general approach and goals of the project. In the meanwhile, the project launched its website to increase its visibility among stakeholders (www.espon-usespon.eu).

The LP for the USESPON project is the Royal Town Planning Institute, United Kingdom.

Priority 4 MA-led projects

Besides the above-mentioned projects, the Operational Programme defines some actions financed under Priority 4 as MA-led projects, which are implemented directly by the MA who, in this context, assumes the role of LP and has the same duties and reporting requirements as any other LP. The MA-led projects are approved by the MC based on short project descriptions developed by the MA, which includes information relating to the objectives, activities, budget and timeframe for the implementation.

The CU together with the MA implements the project according to the relevant public procurement procedure. The monitoring of the activities is managed by CU experts, who have the responsibility to receive the deliveries, to validate them and to approve them. In this process the CU expert works closely with the service providers ensuring highest quality of the deliveries and that deadlines are met. At least once per year (for projects over € 75,000 it is bi-annual) the MA will have to provide a short report to the MC on the progress with the implementation of the project.

The various actions under the Priority 4 MA-led projects are carried out within “Media and Publications” and “European Seminars and Workshops”. The progress on the ongoing actions during 2012 is presented below:

- **4.1a Media and Publications 2008 (Total budget: 490.000,00 €)**

- Publications – External expertise (Budget: 70.000,00 €)

- The *Territorial Observation No. 6 “Regions and cities in the global economy”* was prepared in-house by CU project experts and published in May 2012. Unlike the previous Territorial Observations this was not based on map updates, but on the findings from Draft Final Reports of mainly the TIGER and KIT projects and with input from the Database II project.

- The EU 2020 Strategy represents an important effort to ensure a future strong position of Europe in the world. In delivering this contribution both private and public investment in cities and regions will be decisive factors of success. Its accomplishment is strongly linked to economic factors such as trade, to the endowment of human resources, global services, networking and innovative capacity.

- Territorial Observation No. 6 “Regions and cities in the global economy”, the success and integration of regions and cities in the world economy and global networks is also depending on their global connectivity and their accessibility and infrastructure provisions as well as their attractiveness as places for investment in global products and services, as well as their access and connectivity to main globally important places within Europe.

- This Territorial Observation offers evidence and points for policy consideration related to regions and cities in the global economy, and concludes that Europe faces win-win opportunities by including the territorial dimension when addressing global challenges. This could help in maintaining the relevance of Europe as a global actor, and in increasing the potentials for European growth.

- Corporate ID and Layout (Budget: 250.000,00 €)

- The service provider for the contract on “Corporate ID and Layout 2008” was *BeeMedia*, Austrian. The service contract with this company ended on April 2012. Three requests for services were carried out during this last part of the contract:

1. Development of additional individual identity elements and subsequent update of the ESPON Corporate Identity Manual;
2. Complex layout development for Territorial Observation No. 6;
3. Complex and simple layout development of a Website interface for the Database.

A new Terms of Reference for Corporate Identity and Layout was developed during the period, (see below MA-led Project 4.1a Publication and Design 2011-2014), which was launched and running from 26 November 2012 to 22 January 2013.

Printing (Budget: 150.000 €)

Based on the frame contract for Printing awarded in December 2009, the CU has worked closely with the service provider throughout the period 2011-2014 on a variety of printing activities involving different materials and publications. This includes finishing, printing and delivering of:

ESPON Publication Series

- ESPON Territorial Observations 6. Copies: 4.000
- Territorial Impact Assessment of Policies and EU Directives - A practical guidance for policymakers and practitioners based on contributions from ESPON projects and the EC. Copies: 5.000
- Final Project Overview. Copies: 2.000
- Re-printing ESPON Territorial Observations 3-4-5-6. Copies: 4.000 (1.000 copies each publication)
- Re-printing ESPON First Scientific Report. Copies: 500

ESPON print material and collaterals

- Business Cards. Copies 200
- Programme Info Day 10 May 2012. Copies: 215
- Application Packages Priority 2, Priority 3, Priority 4. Copies: 100, 100, 50
- Programme WS 6 June 2012. Copies: 50
- Programme Open Seminar June 12. Copies: 250
- Event programme WS 5 October 2012. Copies: 70
- Event Programme Internal Seminar 5-6 December 2012. Copies: 200
- Maps / Posters Internal Seminar 5-6 December 2012. Copies: 6 (1 copy 6 subjects)
- Business Cards and message cards new offices. Copies 3.500

The contract with the printing company expired in December 2012. In November the CU launched a new call for tender to conclude a service contract for printing / finishing a wide range of publications and collaterals materials, as well as delivering those materials to several destinations in Europe.

Sending (Budget: 20.000,00 €)

Where appropriate, sending has been carried directly by the service provider for Printing, including the delivery of ESPON Territorial Observation No. 6, to the MC and ECP Members.

- **4.1a Media and Publications 2011-2014 (Total budget: 710.000,00 €)**

The strategic “MA-led project 4.1a Publications and Design 2011-2014” was approved by the ESPON MC at its meeting on 23 September 2011. This project is in turn based on the detailed Publication Plan, which was approved by the MC in 23-24 June 2011. The publications envisaged in these documents include a wide range of products that are divided into three main categories:

1. ESPON Programme Publications: consist of the major publications that are mentioned in the ESPON 2013 Programme documents, namely ESPON Synthesis Report, ESPON Scientific Reports, ESPON Territorial Observations and ESPON Territorial Monitoring Reports.
2. ESPON Project-related publications: ESPON Atlas 2013, Territorial Impact Assessment, Scenarios on Territorial Development, Indicators/Atlas on EU 2020 Strategy, Territorial Evidence for Structural Fund Programming and Best Practices Handbook for Territorial Governance.
3. Supporting ESPON Publications and Collaterals: consist of a high number of various publications and printed products/collaterals related to ESPON activities and events as well as promotional material and compilations of overviews of the progress of the ESPON Programme. This category includes, for example ESPON Seminar Reports, Policy Briefs and Factsheets, ESPON Posters, Map of the Month, and articles and presentation materials.

The publications are being implemented based on three framework service contracts for External Expertise, Corporate ID & Layout, and Printing. A limited number of additional publications will be produced by the ESPON CU based on project reports or other input. In addition there will be related sending activities mainly carried out by the ESPON CU.

External Expertise (Budget: 295.000,00 €)

In order to achieve the high number of publications envisaged, it has been considered necessary to involve external expertise within the framework of a service contract. The service provider should be able to provide a pool of own in-house and/or sub-contracted expertise that can be activated by the CU upon request and deliver writing and editorial services as well as being capable of handling data and mapping. The external expertise will be involved to various degrees in the drafting of the publications, which will be carried out in close collaboration with the ESPON layout and design service provider.

A Call for Tender based on the Terms of Reference drafted by the CU and the MA, including a budget of 295.000 €, was launched for this action on 19 April 2012 with a deadline on 4 June 2012. In total three tenders were received, which were evaluated on 2 July 2012 at the ESPON CU Premises. The evaluation committee concluded that the service contract should be awarded to Spatial Foresight S.A, Luxembourg.

The kick-off meeting took place at the ESPON CU premises on 6 September 2012 and the contract is running from this date. At the Kick-off meeting, the tasks and involvement of the External Expertise was discussed in detail, and an indicative plan for the work during the coming six months was presented by the ESPON CU.

During the fall 2012, Requests of Service were launched and implemented for the following publications:

- *Paphos Seminar Report - “Europe’s Neighbourhood from a Territorial Perspective”*, which is based on the ESPON Internal Seminar on 5-6 December 2012 in Paphos, Cyprus, on the theme “Territorial Development Opportunities in Europe and its neighbourhood to Foster Global Competitiveness”. The seminar was organised in cooperation with the Cyprus Presidency of the Council of the EU. The seminar offered a good opportunity for a dialogue between policy makers, practitioners and researchers on territorial development opportunities and strategic options, including co-operation activities that could promote Europe’s competitiveness and territorial integration in the long term.

The report departs from the presentations and discussions during the seminar, focusing on the main ESPON findings on the topic and the key issues discussed during the seminar and in its various workshops. The factsheet in the beginning of the report presents some comparable facts and figures on neighbouring countries. The first chapter sets the scene by looking at EU neighbourhood policies and different understandings and definitions of the European neighbourhood. The second chapter highlights ESPON findings that are relevant for discussing the neighbourhood of the EU. The third chapter provides a summary of the main territorial dimensions of the neighbourhood developments discussed in Paphos. Each sub-chapter of the third chapter ends with a text box highlighting some statements or questions raised by participants during the seminar.

The report is aimed at policymakers and stakeholders, and was published on the ESPON website on 22 February 2013.

- For the *Territorial Observation 7 on “Hazards and Climate Change”* the External Expertise delivered critical reading and commenting of draft versions of the text in preparation by the ESPON CU, which is based on map updates carried out by a contracted service provider. This publication is scheduled for printing at the end of May 2013.
- *Synthesis Report 2* is fully drafted by the External Expertise and focuses on the future Common Strategic Framework for EU Structural Funds Programmes and the priorities covering various thematic fields / investment priorities. The key messages are expected to address the following: Territory matters; Thinking in territorial terms implies synergies and efficiency gains; and ESPON is not only about snapshots on the territorial state, but also about cause-effect relations. The report should demonstrate that territorial information can help to decide (a) in which regions to invest, and (b) in what thematic fields to invest where. This publication is scheduled for printing end of May 2013.
- For the *ATLAS on EU 2020* the External Expertise is providing critical reading, commenting and editing of draft versions of the text, which has been prepared by the ESPON SIESTA-project and the ESPON CU. The ATLAS will provide evidence on the territorial dimension of the EU 2020 Strategy and possible ways

for European regions to contribute to the implementation of the Europe 2020 goals. It is expected to be a source of inspiration, containing information and evidence for both policymakers and practitioners from the local to the European level. This publication is scheduled for printing late April/ early May 2013.

Additional publications prepared by the CU

In addition, the following publications were prepared directly by the ESPON CU in 2012:

Territorial Impact Assessment of Policies and EU Directives

This publication prepared by the ESPON CU, draws together guidance from the ESPON ARTS and ESPON EATIA projects and presents them alongside the Commission Staff Working Document on operationalising TIA. The publication aims at raising awareness in a simple and accessible format of the options for support delivered by ESPON as well as the learning and good practice identified by the Commission. Comments were received on formulating the Foreword and Introduction from the EC and European Parliament and additional support was given by the UK MC member, bringing a general planning and policy perspective.

The booklet includes two tried-and-tested tools for assessing territorial impacts from the ESPON Programme and an operational guidance from the EC:

- A national and sub-national level ‘Framework for Assessing Territorial Impacts of European Directives’ providing national governments with an ex-ante procedure to assess the territorial impacts of EU directives.
- Operational guidance on to how to assess regional and local impacts within the EC’s Impact Assessment System presented from the Commission Staff Working Document, partly inspired by ESPON results.
- A European level TIA ‘Quick check’ tool aimed at European-level policymakers and practitioners which ex-ante analyses the impact of EU policies and directives.

This publication was published in a printed version December 2012 and subsequently made available on the ESPON web-site.

ESPON Project Overview

During 2012 the last projects under the four ESPON Programme priorities were contracted. Based on this a final Project Overview was compiled (previous version from July 2011) with short descriptions of each project including key facts on the TPGs, budget and reporting periods. In addition, a list of the MA-led projects is provided. This publication was published in a printed version December 2012 and subsequently made available on the ESPON web-site.

ESPON Evidence Brief No. 1

As part of the Publication Plan, the first ESPON Evidence Brief has been developed by the ESPON CU on the theme of Territorial Cooperation, based on a four-page style and new layout template. The original version was presented at MC meeting in December 2012 whilst a revised version of it was showed at the MC meeting held in March 2013. Based on the feedback given, the final version was published in May 2013. Henceforth, the Evidence Briefs will be drafted by the External Expertise in collaboration with the ESPON CU.

Layout and Design (Budget: 190.000,00 €)

The individual action “Layout and Design” will be based on the existing and updated coherent corporate graphic design as specified in the ESPON Corporate Identity Manual, and as before implement layout and design work related the various publications.

The previous service contract (part of the 4.1a MA-led project Publication and Design 2008) ended on 30 April 2012. The process of drafting a Terms of Reference for a new service contract was significantly delayed and the call for tender on Corporate ID and Layout was not launched and running between 26 November 2012 and 22 January 2013. The maximum available budget for this contract is € 190.000 (incl. VAT). The implementation of the new service contract is envisaged for May 2013.

As a consequence of the delayed process, the layout of the following publications was prepared by the ESPON CU based on the existing templates from the Corporate ID manual:

- Paphos Seminar Report – “Europe’s Neighbourhood from a Territorial Perspective”
- ESPON Project Overview
- ESPON Evidence Brief No 1 – “Territorial Cooperation”
- Territorial Observation No 7 – “Natural Hazards”

Printing (Budget: 170.000,00)

The previous service contract for the practical and technical execution of the printing of the publications, as well as the supporting printing, ended in the beginning of December 2012. The call for tender *Printing II (2012-2014)* was launched and running between a European open procedure, was open from 26 November 2012 to 22 January 2013. The maximum available budget for this contract is € 170.000 inclusive of all taxes (incl. VAT). The implementation of the new service contract is envisaged for late May 2013.

Sending (Budget: 55.000,00 €)

The sending of publications as well as the supporting printing and collaterals to various recipients across Europe will be taken care of by the ESPON CU, except for in those cases where the sending is requested and agreed to be handled by the printing service provider.

- **MA-led project 4.1b - Capitalisation Strategy and Media Bureau 2009 (Budget: 400.000 €)**

The following strategic avenue guided the implementation of the ESPON Capitalisation Strategy during 2012: strengthening capitalisation and communication based on the rising number of final results in support of wide-spread use of ESPON territorial evidence, including targeted activities and publishing publications according to the decided Publication Plan 2011-2014.

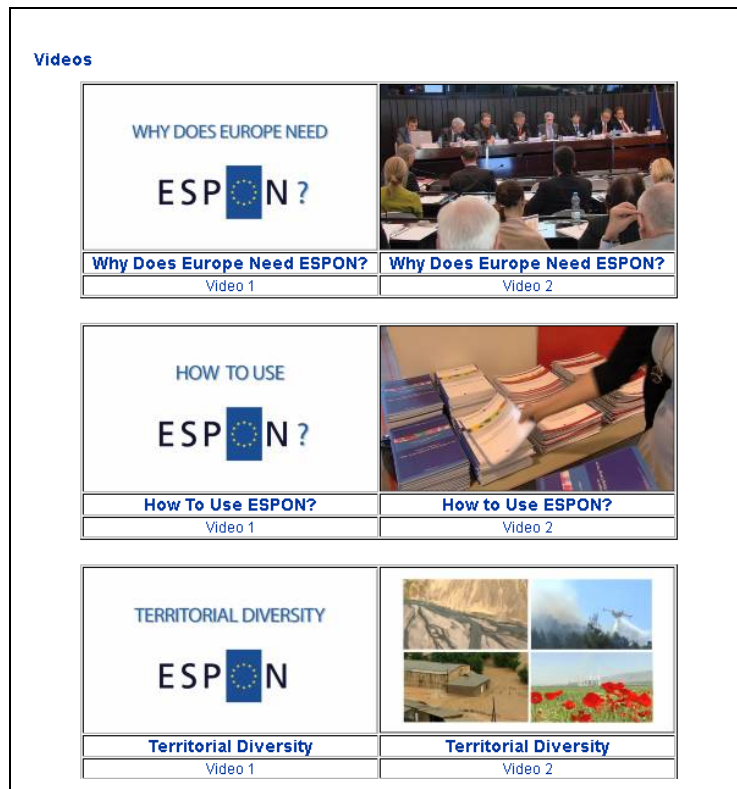
The ESPON 2013 Programme in 2012 made increasing efforts to capitalise and communicate the final results of the projects through a wide range of activities and channels aimed at policy makers, stakeholders and the media. Those activities had

been implemented a) with the support of the media bureau and b) directly by the ESPON CU.

A) The service contract with Media Consulta “Capitalisation Strategy and Media Bureau for the ESPON 2013 Programme” has been executed in the period as follows:

Production of audiovisual products

Under three concepts developed by the Media Bureau in cooperation with the CU (Why does Europe need ESPON; How to use ESPON-products; Territorial Diversity), six new videos have been produced by editing the shooting materials collected at two ESPON events. The six videos were delivered in February 2012.



On April 2012, a coordination meeting took place at the CU. An overview of several potential activities had been prepared by the CU (European Competition “ESPON MapArt for Europe”; Open Seminar "European Territorial Evidence for EU Cohesion Policy and Programming", June 2012; EU Cohesion Policy 2014-2020, Campaign towards Managing Authorities of EU funded Programmes; Production of New Videos: ESPON Database and Tools, Scenarios, etc). At the meeting, Media Consulta presented a proposal of communication campaigns for the above mentioned activities. In particular, the contractor presented a proposal for the organization, promotion campaign and award of the ESPON MapArt competition. The ESPON CU asked Media Consulta to set-up the budget and to revise the proposal for the competition with its different elements (e.g. time plan, key messages suggestion, promotion, partnerships).

Following the coordination meeting, the following activities have been implemented under the service contract:

Open Seminar “European Territorial Evidence for EU Cohesion Policy and Programming”, June 2012: Press/Media Relations including press releases and media report

The service included (1) media relations: database of relevant media (pan-European, specialised, Brussels based), press release distribution, follow up via phone and emails, monitoring, clipping. (2) Drafting press release and translation into local languages. (3) Drafting and delivering media coverage report.

As for the proposal of Media Consulta for the promotion of the European Competition “ESPON MapArt for Europe”, the CU informed the service provider of the need of re-thinking and parking the activity due to the new context (i.e. the life time of the programme) and the need of involving the MC for a final decision.

On September 2012, a new briefing on future activities has been prepared by the CU. The briefing included an overview of potential activities relevant for the service provider, objective, content, target groups, tools to be activated within the contract. Among those activities there were the following: Policy Briefs and Fact Sheets; Territorial Evidence Factsheets; Territorial Observations 7; Tools and ESPON Database. The planning and timeline of some activities changed and their launch has been post-poned to a date after the deadline of the contract with Media Consulta. Therefore, it has been decided to focus the support of Media Consulta on the following:

Production of videos promoting ESPON tools

At the end of October Media Consulta prepared a briefing document on white board videos which was discussed with the CU and followed by a concept document. The CU provided additional details on some tools (Online Mapfinder, Hyper Atlas, mapping guidance) and asked to add one more video to promote the ESPON Territorial Impact Assessment tools. The production has been postponed to 2013.

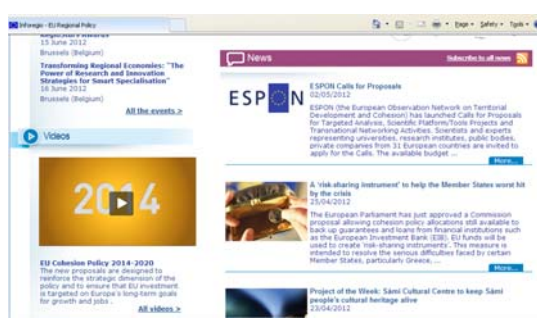

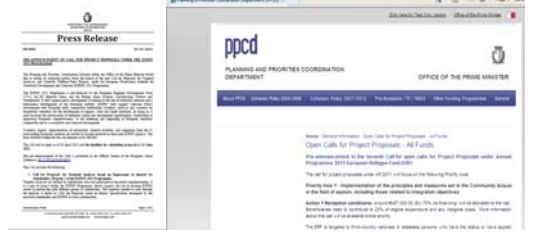
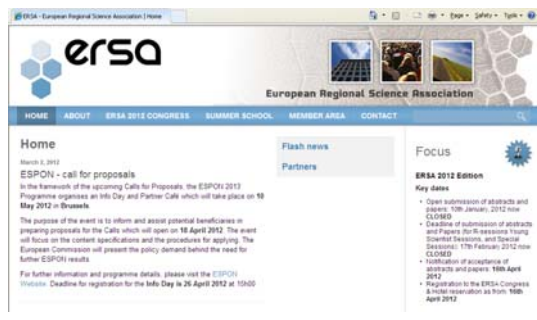
B) In addition to the above mentioned activities, the CU promoted several initiatives guided by the objectives of increasing the visibility of ESPON’s work and the development of the ESPON network. In terms of visibility the following activities are of relevance:

- Promotion of three Maps of the Month (January, July and October).
- Promotion of the publication TO 6 “Territorial Dynamics in Europe: Regions and cities in the global economy” which has been published in May 2012. The publication has been widely fostered (digital version at the ESPON website, announcement at the ESPON social media tools, hard copies distributed directly to MC and ECP members for national dissemination, EU Institutions, and disseminated at events such as the ESPON Open Seminar in Denmark on June 2012).
- Production and dissemination of six Newsletters (two issues in February, April, July, two issues in November) and several Press releases / communications (“ESPON releases six new videos” in February 2012; “ESPON just opened new Calls for Proposals”, on 20 April 2012; “ESPON evidence for EU Cohesion Policy after 2014: inspiring growth and development for regions and cities” on 29 May 2012; “Role of cities, regions and EU Neighbourhood in the global economy”, on 16 November 2012).





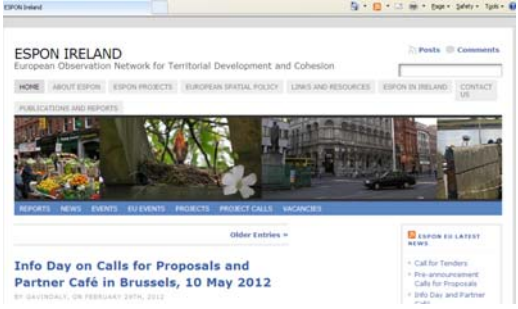

- Campaign promoting Factsheets for Cross-border and Transnational Co-operation Areas produced within the project TerrEvi - Territorial Evidence Packs for Structural Funds Programmes, November – December 2012.
- Promotion of Reports from projects, events, Calls for Tenders.
- Updates of the ESPON website with news, articles, reports.






The ESPON activities received wide coverage across Europe, with several articles published on websites and publications.






In terms of visibility, the following **media clippings** are of relevance:

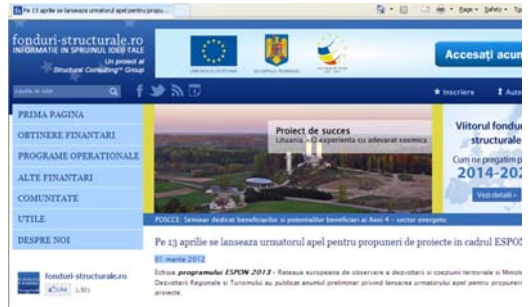

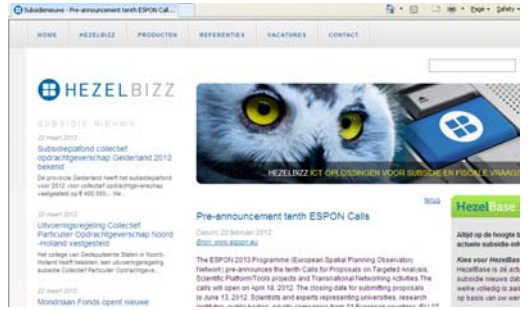
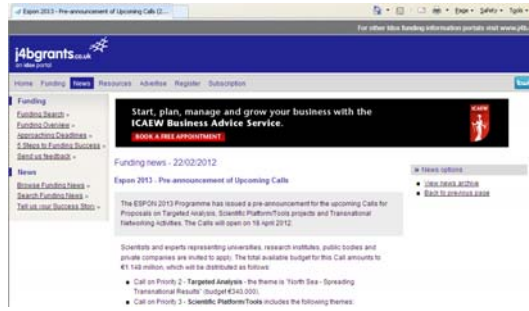

When	Who and level	What	Screenshot
2 May	Inforegio Website / EU level	Calls for Proposals and Info Day	
February	ARE Newsletter / CH	Calls for Proposals and Info Day	
March	Office of the Prime Minister – department of information / MT	Calls for Proposals and Info Day	
March	ERSA / EU	Calls for Proposals and Info Day	






<p>March</p>	<p>RTPI Research – ECP UK / UK</p>	<p>Calls for Proposals and Info Day</p>	
<p>April</p>	<p>Territoires.gov.fr / FR</p>	<p>Calls for Proposals and Info Day</p>	
<p>March</p>	<p>Blog intelliterwal.net / BE</p>	<p>Calls for Proposals and Info Day</p>	
<p>April</p>	<p>University of Roma 3 – ECP IT / IT</p>	<p>Calls for Proposals and Info Day</p>	
<p>April</p>	<p>Interreg NO / NO</p>	<p>Calls for Proposals and Info Day</p>	

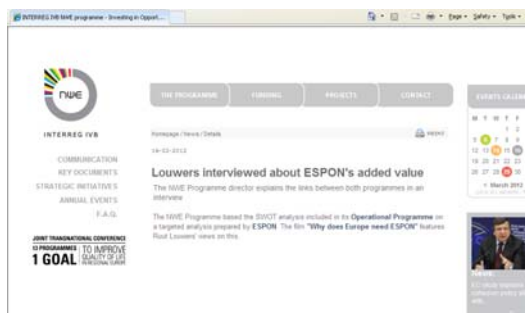




April	North Sea Programme / Transnational	Calls for Proposals and Info Day	
February	University of Luxembourg / LU	Calls for Proposals and Info Day	<p data-bbox="890 546 1059 562">En 2012, ESPON fête ses 10 ans</p> <p data-bbox="890 568 1267 696">Le programme ESPON a été créé en 2002 afin d'étudier les impacts des politiques européennes sur les territoires. Cette connaissance devait servir les décideurs politiques nationaux et européens pour leur permettre d'ajuster en conséquence leurs politiques. En 10 ans, de nombreuses études, indicateurs, séminaires sur des sujets aussi variés que la démographie, le changement climatique, les espaces ruraux etc. ont été développés. Ce programme a aussi permis à plusieurs centaines de chercheurs européens de travailler en réseau et de confronter leurs méthodes, analyses et définitions. 2012 est une année charnière: de nombreux projets apporteront leurs derniers résultats et le programme ESPON devrait voir sa 3ème phase se concrétiser avec la négociation de la politique de cohésion pour la période 2014-2020. Dans cette perspective plusieurs événements seront organisés: retrouvez-les ! l'agenda d'ESPN pour 2012.</p> <p data-bbox="890 707 1166 723">22.02.12: ESPON annonce un nouvel appel à projets</p> <p data-bbox="890 730 1267 792">La publication complète de l'appel à projets se fera le 19 avril 2012. Pour l'heure, c'est le moment de consulter les thématiques de recherche et de d'envisager l'établissement d'un consortium de chercheurs. Une journée d'information sera organisée le 10 mai à Bruxelles tandis que la date limite de dépôt des candidatures est fixée à courant juin 2012.</p> <p data-bbox="890 779 1098 795">Consulter les thématiques des projets de recherche</p>  
February	Euromontana / Pan-European	Calls for Proposals and Info Day	
February	ECP Ireland / IE	Calls for Proposals and Info Day	
March	Alsace Region in Brussels / FR	Calls for Proposals and Info Day	






March	Auvergne Centre Limousin in Brussels / FR	Calls for Proposals and Info Day	
March	Atlantic Cities / Pan-European	Calls for Proposals and Info Day	
March	EC Representation in Malta / MT	Calls for Proposals and Info Day	
March	UMS RIATE – ECP FR / FR	Calls for Proposals and Info Day	
March	University of Roma – ECP IT / IT	Calls for Proposals and Info Day	


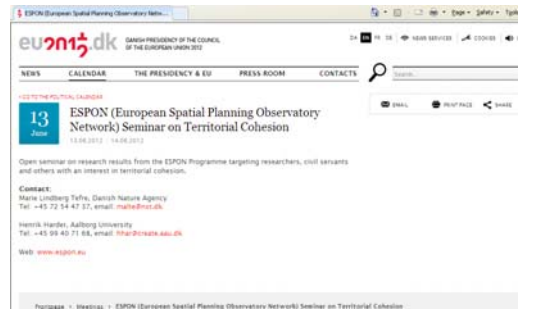


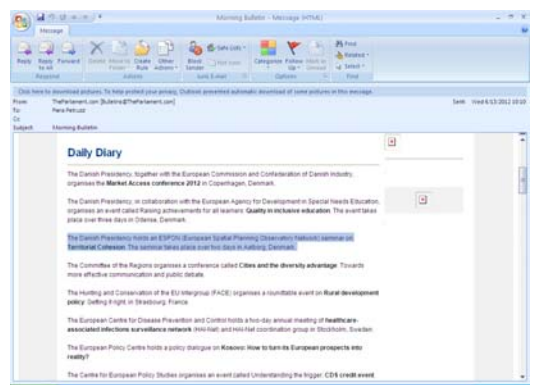
March	ECP RO / RO	Calls for Proposals and Info Day	
March	Eu funding / Pan-European	Calls for Proposals and Info Day	
March	Europa NU / NL	Calls for Proposals and Info Day	
March	Europe en France / FR	Calls for Proposals and Info Day	
March	European Information Association / Pan-European	Calls for Proposals and Info Day	

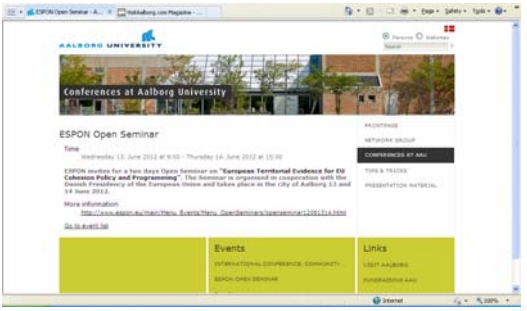
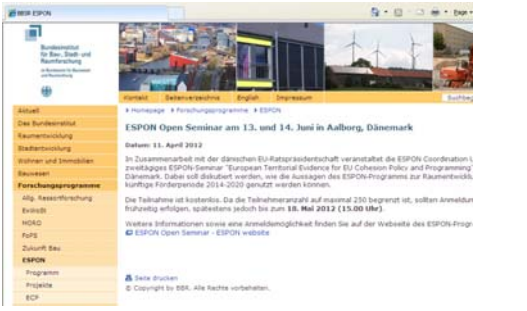

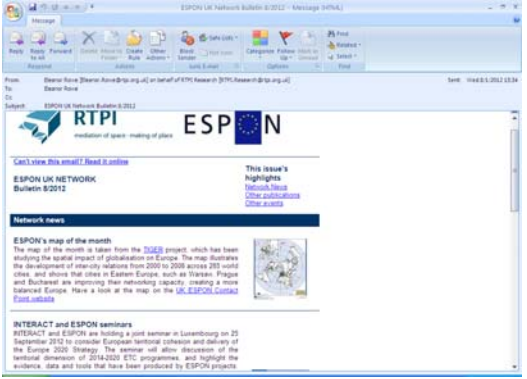
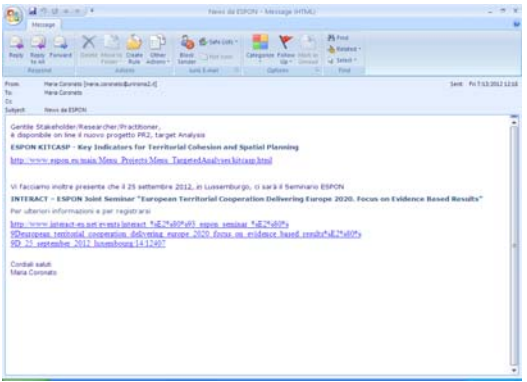
March	Fonduri structurale / RO	Calls for Proposals and Info Day	
March	Gobierno de Canarias / ES	Calls for Proposals and Info Day	
February	Hezelbizz / NL	Calls for Proposals and Info Day	
February	J4bgrants / UK	Calls for Proposals and Info Day	
February	Learning in communities / UK	Calls for Proposals and Info Day	

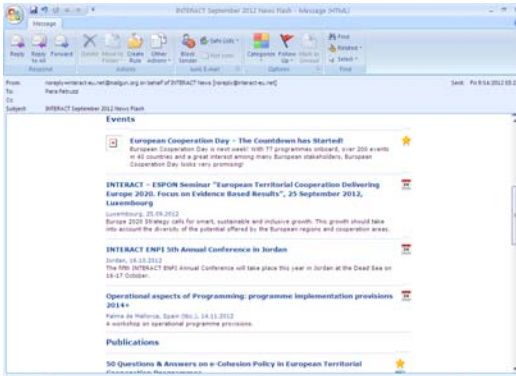




February	ESPON MC Member RO / RO	Calls for Proposals and Info Day	
February	Regio Suisse / CH	Calls for Proposals and Info Day	
February	Unioncamere / IT	Calls for Proposals and Info Day	
February	University of Malta / MT	Calls for Proposals and Info Day	
July	CY EU Presidency / Pan-European	Internal Seminar	



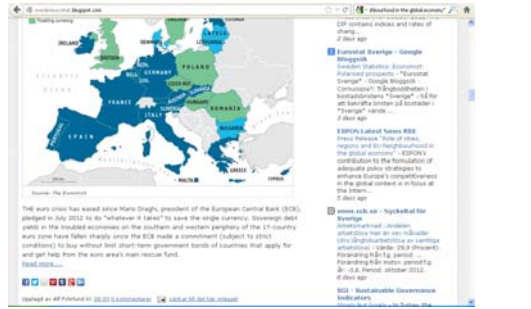


February	North West Europe Programme / Transnational	Videos	
June	ABC media / ES	Open Seminar	
June	Profesionales liberales / ES	Open Seminar	
June	diario critic / ES	Open Seminar	
June	Leta / LV	Open Seminar	




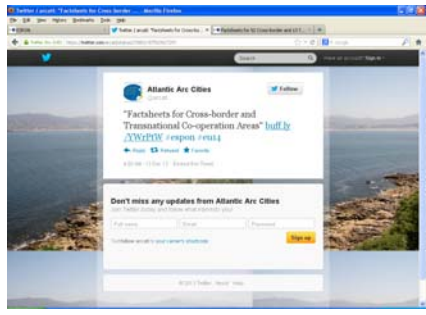

June	BNS / LV	Open Seminar	
June	Nekrize / LV	Open Seminar	
June	10minutes / LV	Open Seminar	
June	Tribine / LV	Open Seminar	
June	Reiting / LV	Open Seminar	

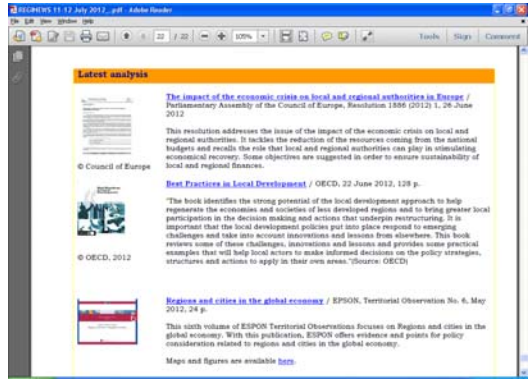
June	Draugiem / LV	Open Seminar	
February	DK EU Presidency / Pan-European	Open Seminar	
April	Facebook-Regional Cooperation / EU	Open Seminar	
April	Twitter – Regional Cooperation / EU	Open Seminar	
June	The Parliament / EU	Open Seminar	

<p>April</p>	<p>Aalborg University / DK</p>	<p>Open Seminar</p>	
<p>April</p>	<p>BBSR / DE</p>	<p>Open Seminar</p>	
<p>April</p>	<p>University of Tartu – ECP / EE</p>	<p>Open Seminar</p>	
<p>August</p>	<p>RTPI – ECP UK / UK</p>	<p>INTERACT – ESPON Seminar</p>	
<p>July</p>	<p>University of Roma – ECP IT / IT</p>	<p>INTERACT – ESPON Seminar</p>	

September	INTERACT / EU	INTERACT – ESPON Seminar	
September	EC Inforegio / Pan-European	Workshop Innovation	
September	Atlantic Area / EU	Workshop Innovation	
September	Exzellenz / DE	Workshop Innovation	
September	UMS RIATE – ECP FR / FR	Workshop Innovation	

November	Euro fund net / EU	Internal Seminar	
November	Intelligence PA / EU	Internal Seminar	
November	Blog swedeneurostat / SE	Internal Seminar	
May	Toscana Region / IT	AMCER project	
February	EP – REGI Committee / EU	POLYCE project	

December	INTERACT / EU	TerrEvi Factsheet	
December	T33 / IT	TerrEvi Factsheet	
December	Twitter - T33 / IT	TerrEvi Factsheet	
December	Atlantinc Arc Cities / EU	TerrEvi Factsheet	
December	Central Europe Programme / Transnational	TerrEvi Factsheet	

July	EP REGI Committee - EU	TO6	
------	---------------------------	-----	--

- **MA-led project 4.1c – Website 2008 (Total Budget: 75.000,00 €)**

This MA-led project has one action called “website” delivering the output “ESPON Webservice and IT Solutions”. The service provider was contracted in 2009 to implement, further develop, adapt and host the ESPON 2013 website and to provide technical support for IT media and software, including the hosting of the various tools developed in the framework of and for the ESPON Programme.

In 2012 the service provider carried out continuous minor website improvements, hosted a number of services (website, email, intranet, PMSS, etc.), set up infrastructure and applied additional technical solutions, implemented the ESPON Intranet according to an improved scenario and finally supported the migration to the new “Website 2011-2014” contract from 16 April 2012 onwards. The service contract ended 30 April 2012.

- **MA-led project 4.1c – Website 2011-14 (Total Budget: 75.000,00 €)**

The MA-led project includes the further development, adaptation and hosting from 2012 till 2014 of the following five elements: ESPON 2013 website, the additional internet facilities, tools and web applications, the PMSS, the ESPON Intranet and the Email system. In addition, the service provider will provide technical support in relation to these five elements.

A Call for Tender has been opened on 10 November 2011 which resulted in two offers at its closure on 4 January 2012. After evaluation of the offers the service contract has been awarded to Infeurope SA. The service started with a kick-off meeting on 5 April 2012. During 2012 the service provider carried out a smooth migration of the five elements mentioned above from the present host to the new host; provided hosting of the five elements on one or more servers managed by the service provider; provided maintenance for the five elements mentioned above; and updated the software environment of the server for ESPON tools.

- **MA-led project 4.2 – European Seminars & Workshops 2011-2014 (Total Budget: 514.000,00€)**

The activities included in the project have been implemented during 2012 as follows.

ESPON Workshops

On 6 June 2012, ESPON arranged a workshop on the theme “*Territorial Impact Assessment*”, in Brussels. The workshop was a response to the increasing demand from both policymakers and Member States to better understand the potential

territorial impacts of proposed EU sector legislation and policy on territorial organisation and development at European, (trans-) national and regional level. Territorial Impact Assessment (TIA) has been seen as a method of meeting the needs for predicting territorial effects and providing useful insight. However, the knowledge base around TIA has not been practical enough to meet these needs.

ESPON has long been engaged in laying the foundation for simple and feasible insight and tools on Territorial Impact Assessment (TIA). The ESPON approach of bringing the scientific and policymaking community together in the research and development process for TIA is now reaping benefits. The ESPON Assessment of Regional and Territorial Sensitivity (ARTS) project has produced a quick and effective tool to deliver Territorial Impact Assessment. The 'TIA Quickscan' is now ready to deliver practical and useful input to policymakers. The ESPON programme also has an ongoing project (ESPON and TIA – EATIA) together with 3 national administrations which aims to help mainstream TIA processes at both Member State and regional levels.

The Workshop addressed the usefulness of TIA for policy makers and practitioners in their day-to-day work and networks. There was a run-through by the ARTS team of the TIA Quickcheck tool in the morning on a recent draft EC proposal on SMEs. There were interesting discussion around the results and implications. In the afternoon, a new and equally 'pain-free' quickcheck tool for governments at the national and sub-national level developed by the ESPON EATIA project was presented. The role of TIA within the Commission Impact Assessment process was also presented. The plenary discussion was lively and fruitful. Broad conclusions from the day included:

- Much has been done in the field of Territorial Impact Assessment by stakeholders at all levels and the ESPON ARTS and EATIA quick check tools are a further positive step;
- These tools aim to help make policymaking more territorial in outcomes but also work to make policymaking more effective and efficient, which is strongly desired in the current economic climate;
- These tools are simple and fit with the need for 'no new burdensome requirements' – they should continue to develop along these lines, with further refinement of their indicators and process;
- The visual output of the tools in the form of maps is very valuable to policymakers;
- Though improving, issues of silo-ism remain in policymaking processes at different levels across Europe and these tools can help foster co-operation.

The workshop welcomed 28 participants including policy makers, regional practitioners and scientists from Europe and neighboring countries.

On 5 October 2012 an ESPON Workshop was arranged in Brussels on the theme "*Innovation & Knowledge - Territorial dimensions for future EU Cohesion Policy*". The main objective of the workshop was to provide information on the territorial dimension of innovation and knowledge and its implications for the elaboration of future Structural Funds programmes. Evidence on the state of the European territory with regard to the innovation and knowledge economy was presented, also taking into account the processes of globalization.

At the workshop key note speakers presented new and innovative results from the ESPON projects TIGER ‘Territorial Impact of Globalization for Europe and its Regions’, KIT ‘Knowledge, Innovation, Territory’ and AMCER ‘Advanced Monitoring and Coordination of EU R&D Policies at Regional Level’ integrating a global, European and regional perspective. Altogether 56 participants from 16 countries attended the event, among them policy makers, scientists, experts, representatives of universities and research institutes, sharing experiences and expressing ambitions and expectations with regard to recent and future innovation policies.

ESPON Open Seminar

The annual *ESPON Open Seminar* took place in Aalborg, Denmark, on 13-14 June 2012, and was organised in cooperation with the Danish Presidency of the Council of the EU. The theme “European Territorial Evidence for EU Cohesion Policy and Programming” related to the ongoing intense policy process and negotiations for the future Structural Funds and corresponding programmes as outlined in the Common Strategic Framework by the EC. The purpose of the Seminar was, firstly, to address the use of territorial evidence in relation to the thematic objectives of the Common Strategic Framework opting at growth and jobs, and the ESPON tools that can support a territorial dimension in the programming within future EU Cohesion Policy. Secondly, to allow policy makers and practitioners to share concrete experience, discuss the use of territorial evidence and to approach new options for developing Creative Regions of Innovation and Knowledge.

The participants to the Open Seminar were welcomed by high-level representatives from the City of Aalborg, the Northern Denmark Region and the Chancellor of Aalborg University, as well as by the Danish EU Presidency and the ESPON MA in Luxembourg. This was followed by opening speeches from the EC, DG Regio, concerning “Common Strategic Framework and Territorial Cohesion, and the ESPON CU presenting new European territorial evidence for the development of regions and cities.

Under the headline “Creating attractive regions contributing to growth and jobs” the first day contained a mixture of plenary sessions and parallel workshops. Four key-note speeches set the stage by providing concrete examples from cities and regions throughout Europe, including North Denmark Region, Greater Manchester, the Balearic Islands and rural regions in Latvia. Guided by a facilitator, four members of the ESPON MC took part in a panel discussion on the presentations addressing the question how policy-making at different levels can support regional development based on innovation, knowledge and creative economy. The themes addressed in the key note speeches and the panel discussion were subsequently discussed in parallel workshops, where 12 ESPON projects presented territorial evidence related to the various themes. The day closed with a second plenary session, where the presentations and discussions of the day fed into a debate concerning new options for the shaping creative and attractive regions for growth and jobs around Europe and the role of policy-making in this process.

The second day of the Seminar had the headline “Territorial Evidence for future EU Cohesion Policy”, and opened with a parallel workshop session where 14 ESPON projects presented territorial evidence related to specific thematic objectives envisaged in the Common Strategic Framework outlined by the EC. The contribution of ESPON was also the focus for the following parallel workshop in

which nine additional ESPON projects demonstrated the potential use of ESPON, including capitalisation in transnational contexts, ESPON tools and territorial impact assessment. The Open Seminar closed with a plenary session, where the ESPON project “Territorial Scenarios and Visions for Europe – ET2050 presented some key findings and invited the audience to discuss some critical questions of significance for the further development of the project. The closing session provided information on the future activities of ESPON and on the plans of the upcoming Cyprus EU Presidency. In closing, the Danish EU Presidency thanked all participants for their active contribution to making the Seminar a success.

The Seminar brought together 227 participants from 32 countries representing European Institutions, national governments, research institutions and universities.

European Seminars

A *joint ESPON and INTERact seminar* was organised on 25 September 2013 in Luxembourg on the theme “Focus on Evidence Based Results - European Territorial Cooperation Delivering Europe 2020”. The seminar aimed at promoting exchange of opinions and support to the territorial dimension of 2014-2020 ETC programmes. The specific objectives of the seminar were to:

- Discuss what the three main EU 2020 objectives imply, their territorial dimension and where territorial cooperation programmes have the best potential to contribute to smart, sustainable and inclusive growth;
- Inform ETC stakeholders about the latest 2014-2020 related developments: policy and legal changes, programme design and implementation related guidance;
- Provide insight into the efforts made by INTERact and the territorial evidence and tools provided by ESPON, but also by the EC and ETC community itself, to help prepare for 2014-2020.
- Showcase the territorial evidence, data and tools available from ESPON that exist for adding pan-European evidence and information to the situation analyses, strategy building and programme implementation.
- Collect ideas and discuss ways how ETC programmes would ensure shift towards more strategic and focused performance.

The seminar took place at the Ministry for Sustainable Development and Infrastructures, and gathered 50 decision-makers and programme managers involved in cross-border and transnational programme design at regional, national and European level. Based on the positive experience of the joint seminar, ESPON and INTERact have planned further collaboration on meetings, seminars and through project activities, such as the ESPON Territorial Evidence project.

Output Indicators	Initial Baseline	Final Target	Achievements					
			2007	2008	2009	2010	2011	2012
Number of actions realised ¹⁰	0	30	0	3	6	8	14	16

¹⁰ In the previous Annual Implementation Reports an incorrect ‘number of actions realised’ has been identified for the years 2009 and 2010, this was a calculation mistake which has been corrected.

Number of European Seminars / workshops realised	0	14	0	3	8 ¹¹	12	16	19
Number of TNAs realised	0	14	0	0	0	2 ¹²	5	7
Number of press releases, e-newsletters	0	10	0	3	15 ¹³	29	39	57
Number of larger and smaller reports / publications issued	0	12	0	8	11	18	25	28
Results Indicators	Initial Baseline	Final Target	Achievements					
			2007	2008	2009	2010	2011	2012
Number of participants in all European Seminars / Workshops ¹⁴	0	150	0	205	640	1017	1434	1790
Average number of participants per seminar / event	0	30	0	68	80	85	90	97
Number of participants in all TNAs ¹⁵	0	400	0	0	0	15	39	53
Average number of participants per action	0	40	0	0	0	8	8	8
Number of stakeholders reached by mailing lists and by visiting the ESPON website ¹⁶	0	500	0	1.864 / 208.483	2.149/ 459.938	2.848 / 695.010	3.244/ 1.008.179	3.592/ 1456392
Impact Indicators	Initial Baseline	Final Target	Achievements					
			2007	2008	2009	2010	2011	2012
Degree of capitalisation and increased awareness achieved among the participants of European Seminars/Workshops	NP	NP	NP	High	High	High	High	High
Degree of capitalisation and increased awareness achieved among the participants of TNAs	NP	NP	NP	NP	NP	NP	NP	NP

Qualitative analysis

With the 9th and 10th call for proposals, two additional *Priority 4 TNA projects* - ENECON and USESPON - were selected and contracted in 2012, making the total number of TNA projects seven to be carried out during the lifetime of the ESPON

¹¹ In the previous Annual Implementation Reports 7 ‘European Seminars / workshops realised’ have been identified for the year 2009. This figure has been corrected.

¹² In the previous Annual Implementation Reports 3 ‘TNAs realised’ have been identified for the year 2010. This figure has been corrected. Consequently the ‘Number of participants in all TNAs’ has been updated.

¹³ In the previous Annual Implementation Reports an incorrect ‘number of press releases, e-newsletters’ has been identified for the year 2009. This was a calculation mistake which has been corrected.

¹⁴ Minor corrections have been made to the ‘number of participants in all European Seminars / Workshops’. Consequently the ‘Average number of participants per seminar / event’ has been updated.

¹⁵ This result indicator presents the number of institutes involved in all TNAs.

¹⁶ These figures present (1) the number of newsletter subscribers and (2) the number of website visits.

Programme. The USESPON project will bring an added value to the portfolio of TNA projects by bringing together a team of well-experienced ECPs and building on the experiences and methodologies from several of the previous projects (finalised and ongoing).

Although a number of *Priority 4 MA-led projects* come to an end in 2012, several new service contracts have been prepared and are being implemented, bringing the capitalisation activities to a peak in 2013 and 2014.

More specifically, the two main service contracts supporting the Priority 4 MA-led project “4.1a Media and Publications 2008” ended in 2012: for “Corporate ID and Layout” (end of April) and “Printing” (beginning of December). The service requests carried out during the remaining part of the respective contract (publications, printed material etc.) were as previously of overall good quality and delivered at times with very short notice. The cooperation with the two service providers has been flexible and efficient. As previously, most of the publications produced, e.g. the Territorial Observation No. 6, were produced in-house by CU staff both in terms of content related work and co-ordination.

However, the drafting of the Terms of References as well as the public procurement procedures for the supporting service framework contracts within the strategic MA-led project “4.1a Media and Publications 2011-2014” were significantly delayed. This concerned the two new contracts for “Corporate ID and Layout II (2013-2014)” and “Printing II” (2013-2014), and a new additional contract for “External Expertise (2012-2014)”. This has given rise to a number of challenges, which are explained in detail in the following section.

In contrast, the service contracts for the MA-led projects “4.1b Capitalisation Strategy and Media Bureau 2009”, “4.1c Website II (2011-2014)”, and “4.2 European Seminars and Workshops 2011-2014” are in general progressing in a satisfying way and the deliveries of sufficient to high quality. The further development of the ESPON website is bringing continuous improvements to the website, while at the same time ensuring continuity with the ESPON website from the 2006 Programme. The “European Seminars and Workshops” organised in 2012 have covered a wide range of themes and attracted a high number of interested and engaged participants.

In spite of the continuous improvements of the actions and deliveries in “4.1b Capitalisation Strategy and Media Bureau 2009”, there has been recurring issues affecting the timeline and planning of consequently some planned activities were revised, e.g. regarding the European Competition “ESPON MapArt for Europe”, publications (Policy Briefs and Fact Sheets 1, 2 and 3, ESPON Territorial Observations 7, Atlas on EU2020 Strategy). As a consequence not all the contracted amount will be spent as the contract ends on March 2013.

3.4.2. Significant problems encountered and measures taken to overcome them

As mentioned above, the previous service contracts within the Priority 4 MA-led project “4.1a Media and Publications 2008” ended in 2012: “Corporate ID and Layout” (end of April) and “Printing” (beginning of December). The overall tendering process for new service contracts were considerably delayed as well as the following public procurement and selection process.

Not having access to professional layout services from the end of April 2012, the implementation of the ambitious ESPON publication plan was seriously challenged and

made it necessary to reschedule the timings of a number of publications. However, due to fact that the ESPON CU had a trainee during the second half 2012 with the relevant competencies and experience, and who subsequently was offered an extension of in total 3 months, it was still possible to carry out layout work for a number of publications, including:

- Territorial Impact Assessment Report (full layout implementation)
- ESPON Project Overview (draft revisions of documents and full layout implementation)
- ESPON Evidence Brief and Factsheet No. 1 (development of new layout elements)
- Territorial Observation No. 7 (full layout implementation)
- ESPON Paphos Seminar Report (full layout implementation)

Thus, it has been possible to partially bridge the delay for the new service contract, which is envisaged to start until May 2013.

4. Technical Assistance

The TA activities focused on implementing and monitoring the programme and the operations.

These tasks were implemented by the CU in its role of support to the ESPON MA.

The ESPON CU focused its work on the following elements:

- Support to Member States in setting up Member States duties towards the implementation of the ESPON 2013 Programme such as following up on the set up of the FLC, appointment of MC and ECP members etc.;
- Organisation and support of MC meetings and implementation of the MC decisions;
- Setting up, adaptation and improvements of procedures for the programme management of operations and programme monitoring at different levels;
- Coordination activities with the MA and CA;
- Support to the GoA for the implementation of the 2nd Financial Control level, in particular the approval of the audits of operations and the Annual Control Report and opinion;
- Preparation and organisation of the calls for proposals and EoI as well as of the related evaluation of project proposals and EoI;
- Contracting of the approved operations and monitoring their progress in assessing Inception, Interim and Draft Final Reports;
- Further monitoring and assessment of ongoing operations;
- Elaboration of the new programme publications (Territorial Observation no. 6 and Territorial Impact Assessment of Policies and EU Directives);
- Organisation and running of ECP meetings;
- Organisation of the ESPON Internal Seminar;
- Communicate the programme results and aims at a series of events during 2012.

Output Indicators	Initial Baseline	Final Target	Achievements					
			2007	2008	2009	2010	2011	2012
Number of MC meetings	NI	14	2	4	7	11	15	19
Number of CC meetings organised	NI	14	2	6	7	10	11	11
Number of Internal ESPON seminars	NI	7 ¹⁷	1	2	3	4	5	6
Number of ECP meetings	NI	14	0	3	6	8	10	12
Number of events for potential and selected	NI	14	0	4	8	12	16	18

¹⁷ In the Operational Programme the target for seminars are 14. However, 7 of the seminars envisaged are implemented under Priority 4.

beneficiaries								
Results Indicators	Initial Baseline	Final Target	Achievements					
			2007	2008	2009	2010	2011	2012
Number of on-the-spot-checks showing no significant results ¹⁸	NI	95	0	0	0	2	2	4
Number of participants in Internal ESPON seminars ¹⁹	NI	2.500	0	118	279	444	649	839
Number of participants in information events for potential beneficiaries	NI	400	0	322	561	879	1.309	1.409
Number of participants in information events for selected beneficiaries	NI	100	0	41	72	168	283	330
Volume of mailing list	NI	1.000	1.442	2.894	5.731	7.467	11.016	12.266
Quality of process launching projects in the light of programme evaluations	NI	High	NI	NI	NI	NI	NI	NI
Impact Indicators	Initial Baseline	Final Target	Achievements					
			2007	2008	2009	2010	2011	2012
Level of importance of audit finding as reported in Annual audit report	NI	Low	NP	NP	Low	Low	Low	Low
Degree of satisfaction with information, services and support provided to the MC, ECP and partners	NI	High	NP	NI	NI	NI	NI	NI
Degree of satisfaction of potential partners with the information given on ESPON	NI	High	NI	High ²⁰	High ²¹	High ²²	High ²³	High ²⁴

¹⁸ This indicator presents the commulative number of MA quality checks on the spot, the audit of operations by the external auditor is not included.

¹⁹ The Internal ESPON seminars are paid under the TA budget and therefore indicated in this table. Open ESPON seminars are included in the table for the Capitalisation Strategy.

²⁰ Based on the evaluation of the Info Day and Partner Café` as well as the Financial Managers Seminar (see point 5.1.3).

²¹ Based on the evaluation of the Financial Managers Seminar.

²² Based on the evaluation of the Financial Managers Seminar.

²³ Based on the evaluation of the Financial Managers Seminar.

²⁴ Based on the evaluation of the Financial Managers Seminar.

- NI:** Not implemented: The indicator is implemented, but not for the specific year.
- NP:** Not applicable: The indicator does not apply. It will never be implemented.
- NA:** Not available: The indicator is implemented but you don't know the values yet for the specific year.

During 2012 most of the tasks were related to the monitoring of ongoing project and preparation of the call for proposals and EoI, the implementation of audits of operations quality checks of the MA and CA on operations and quality checks of Member States and Partner States on FLC.

In accordance with the ESPON 2013 audit strategy, the external auditor Ernst & Young, on behalf of the AA assisted by the GoAs, performed audits of samples of operations between March and May 2012. The contradictory procedure has been finalized on 1st June 2011 and the final reports of the audits of operations were approved by the AA and the GoA members through written procedure on 4 July 2012 and were consequently issued in its final status on 4 July 2012. The methodology used for the audits of operation has been described in the 'Methodological note for system audits and audits of operations' by Ernst & Young, approved by the AA and the GoAs.

The details on audit of operations undertaken and the results of the random selection and compulsory sample are presented in sections 2.1 and 2.3.

The annual control report and the opinion covering the period 1st July 2011 until 30 June 2012 have been approved by the GoA on meeting on 13-14 November 2012. The annual control report and opinion have been issued by the AA and sent to the EC on 18 December 2012. The results of the audits of operations are included in the Annual Control Report and considered in view of the establishing of the level of assurance given in the annual opinion. Taking into account the yearly audit results, the AA concluded that the system remain at highest level of confidence. There were no limitations on the scope of the realized examination and the annual opinion states that the management and control system established for the programme, 'complied with the applicable requirements of Articles 58 to 62 of Council Regulation (EC) No 1083/2006 and Section 3 of Commission Regulation (EC) No 1828/2006 and functioned effectively so as to provide reasonable assurance that statements of expenditure presented to the Commission are correct and, as a consequence, reasonable assurance that the underlying transactions are legal and regular'.

Furthermore, in order to ensure the quality and effectiveness of the implementation of the Programme the following steps have been taken:

- One ESPON Financial Managers Seminar has been organised on 3 May 2012 in Bern, Switzerland. About 50 people attended the event, representing mainly financial managers of Lead and Project Partners of approved ESPON 2013 projects. Within the seminars information about e.g. eligibility rules, the programme manual, the subsidy contract, reporting and monitoring procedures were given, as well as information about publicity requirements, administrative, legal and practical matters of relevance concerning project coordination and management.

First Level Financial Controllers were provided with additional and more specific information about ESPON 2013 reporting procedures and requirements for the certification of expenditure. Their participation added to a lively discussion.

- The MA has performed during 2012 three MA quality checks on operations, in Slovenia, on the Regional Environmental Center for Central and Eastern Europe, in Romania, on the Alexandru Ioan Cuza University and in Norway, on NIBR. The methodology used for MA quality checks described in the approved Description of Management and Control System remains unchanged for the year 2012. The Final report of A.I.C University in Romania has been issued in February 2013. The draft report of NIBR in Norway will be finalized in 2013.
- Throughout the year 2012, the CA has continued its second CA quality check on operation (project ATTREG) launched in September 2011. The final report of the CA quality check on project ATTREG will be communicated to central authorities (MC, MA, AA), LP and related First Level Financial Controllers in 2013. Corrective actions identified for the project ATTREG on the basis of these quality check results for the LP and its concerned Project Partners will be followed-up by the MA and ESPON CU. The administrative closure of the ATTREG project is bounded by the implementation of corrective actions of the quality check.
- The Member States and Partner States have been informed throughout the year 2012 about the requisites of Member and Partner States quality checks on FLC Systems. France, UK, Czech Republic have performed in 2012 Member and Partner States quality check on FLC systems. Results of these quality checks have been communicated to the MA/CU. The follow-up of these quality checks, if any, is done at the level of the Member States or MA/CU.
- One ESPON calls has been launched during 2012: The tenth call for proposals was launched on 18 April 2012

The calls was presented during a day of information for potential beneficiaries which took place in Brussels on 10 May 2012 where a 100 participants attended the events, among them policy makers, scientists, experts, representatives of universities around Europe and national, regional and local authorities.

More detailed information on these activities can be found on the section related to the Communication Plan in chapter 5.

4.1 Financial implementation of certified TA

The tables below provide information on the financial implementation of TA actions and represent expenditure incurred by the MA which has been certified according to Article 16 of Regulation 1080/2006 and therefore recorded as Programme expenditure.

The following table shows the TA budget lines 1 to 9 for the year 2007 as approved by the MC:

TA budget lines 1-9	Allocation 2007	Paid 2009	Total Paid 2007-2013	ERDF (24%)
1 Staff	130 800,00 €	130 762,12 €	130 762,12 €	31 388,58 €
2 Trainees	5 000,00 €	4 960,46 €	4 960,46 €	1 190,73 €
3 CU and MA Travel costs	14 400,00 €	13 882,16 €	13 882,16 €	3 332,32 €
4 MC travel and meeting costs	12 700,00 €	8 984,63 €	8 984,63 €	2 156,70 €
5 CC meetings	2 350,00 €	2 316,68 €	2 316,68 €	556,10 €
6 ECP meetings	0,00 €	0,00 €	0,00 €	0,00 €
7 ESPON Internal Seminar	16 800,00 €	6 138,69 €	6 138,69 €	1 473,55 €
8 Rent (incl. Parking, cleaning, heating, insurances etc.)	29 960,00 €	29 958,29 €	29 958,29 €	7 191,29 €
9 Overheads, installation, postal services, telephone etc.	12 800,00 €	12 791,23 €	12 791,23 €	3 070,45 €
Total	224 810,00 €	209 794,26 €	209 794,26 €	50 359,71 €

The following table shows the TA budget lines 1 to 9 for the year 2008 as approved by the MC:

TA budget lines 1-9	Allocation 2008	Paid 2009	Paid 2007-2013	ERDF (24%)
1 Staff	500 000,00 €	373 628,02 €	373 628,02 €	89 686,92 €
2 Trainees	10 000,00 €	9 682,54 €	9 682,54 €	2 324,23 €
3 CU and MA Travel costs	40 000,00 €	20 354,17 €	20 354,17 €	4 885,88 €
4 MC travel and meeting costs	33 000,00 €	4 398,26 €	4 398,26 €	1 055,77 €
5 CC meetings	20 000,00 €	2 055,21 €	2 055,21 €	493,34 €
6 ECP meetings	40 000,00 €	13 132,43 €	13 132,43 €	3 152,35 €
7 ESPON Internal Seminar	25 000,00 €	11 033,10 €	11 033,10 €	2 648,42 €
8 Rent (incl. Parking, cleaning, heating, insurances etc.)	66 651,85 €	0,00 €	0,00 €	0,00 €
9 Overheads, installation, postal services, telephone etc.	37 500,00 €	12 125,26 €	12 125,26 €	2 910,59 €
Total	772 151,85 €	446 408,99 €	446 408,99 €	107 157,50 €

The following table shows the TA budget lines 10 to 14 for the period 2007-2013 as approved by the MC:

TA budget lines 10-14	Allocation 2007-2013	Paid 2009	Paid 2007-2013	ERDF (24%)
10 GoA - meetings and external contract	450 000,00 €	196,50 €	196,50 €	47,17 €
11 Financial Monitoring System and maintenance	194 500,00 €	6 597,20 €	6 597,20 €	1 583,61 €
12 Programme evaluation	63 480,00 €	0,00 €	0,00 €	0,00 €
13 Experts costs (legal etc.)	35 000,00 €	0,00 €	0,00 €	0,00 €
14 Communication Plan	466 000,00 €	18 828,19 €	18 828,19 €	4 519,58 €
Total	1 208 980,00 €	25 621,89 €	25 621,89 €	6 150,36 €

4.2 Financial implementation of not yet certified TA

Due to the complexity of procedures, in relation to the FLC, some delay incurred in getting the TA costs certified. Further certification shall be implemented during spring 2013.

The tables below provide information on the financial implementation of TA actions and represent expenditure incurred by the MA which has not been certified yet according to Article 16 of Regulation 1080/2006 and therefore not yet recorded as

Programme expenditure. The amounts in the table below should therefore be added to the ones indicated in the table above to have a complete overview of the use of the TA (certified and not yet certified).

The following table shows the TA budget lines 1 to 9 for the year 2007 as approved by the MC:

TA budget lines 1-9	Allocation 2007	Paid 2012	Total Paid 2007-2013	ERDF (24%)
1 Staff	130 800,00 €	0,00 €	0,00 €	0,00 €
2 Trainees	5 000,00 €	0,00 €	0,00 €	0,00 €
3 CU and MA Travel costs	14 400,00 €	0,00 €	0,00 €	0,00 €
4 MC travel and meeting costs	12 700,00 €	0,00 €	2 488,80 €	597,42 €
5 CC meetings	2 350,00 €	0,00 €	0,00 €	0,00 €
6 ECP meetings	0,00 €	0,00 €	0,00 €	0,00 €
7 ESPON Internal Seminar	16 800,00 €	0,00 €	5 545,00 €	1 331,04 €
8 Rent (incl. Parking, cleaning, heating, insurances etc.)	29 960,00 €	0,00 €	0,00 €	0,00 €
9 Overheads, installation, postal services, telephone etc.	12 800,00 €	0,00 €	0,00 €	0,00 €
Total	224 810,00 €	0,00 €	8 033,80 €	1 928,46 €

The following table shows the TA budget lines 1 to 9 for the year 2008 as approved by the MC:

TA budget lines 1-9	Allocation 2008	Paid 2012	Paid 2007-2013	ERDF (24%)
1 Staff	500 000,00 €	0,00 €	135 087,75 €	32 426,91 €
2 Trainees	10 000,00 €	0,00 €	0,00 €	0,00 €
3 CU and MA Travel costs	40 000,00 €	0,00 €	12 350,64 €	2 964,69 €
4 MC travel and meeting costs	33 000,00 €	0,00 €	9 751,98 €	2 340,90 €
5 CC meetings	20 000,00 €	0,00 €	2 477,30 €	594,66 €
6 ECP meetings	40 000,00 €	0,00 €	8 116,61 €	1 948,34 €
7 ESPON Internal Seminar	25 000,00 €	0,00 €	301,20 €	72,30 €
8 Rent (incl. Parking, cleaning, heating, insurances etc.)	66 651,85 €	0,00 €	66 157,53 €	15 880,67 €
9 Overheads, installation, postal services, telephone etc.	37 500,00 €	0,00 €	3 711,11 €	890,83 €
Total	772 151,85 €	0,00 €	237 954,12 €	57 119,30 €

The following table shows the TA budget lines 1 to 9 for the year 2009 as approved by the MC:

TA budget lines 1-9	Allocation 2009	Paid 2012	Paid 2007-2013	ERDF (24%)
1 Staff	600 000,00 €	0,00 €	586 346,70 €	140 748,62 €
2 Trainees	10 000,00 €	0,00 €	9 942,49 €	2 386,63 €
3 CU and MA Travel costs	60 000,00 €	0,00 €	49 339,22 €	11 843,55 €
4 MC travel and meeting costs	33 000,00 €	0,00 €	20 468,40 €	4 913,30 €
5 CC meetings	20 000,00 €	0,00 €	2 269,90 €	544,87 €
6 ECP meetings	40 000,00 €	0,00 €	31 858,38 €	7 647,39 €
7 ESPON Internal Seminar	25 000,00 €	0,00 €	19 105,29 €	4 586,10 €
8 Rent (incl. Parking, cleaning, heating, insurances etc.)	66 500,00 €	0,00 €	63 573,17 €	15 260,32 €
9 Overheads, installation, postal services, telephone etc.	55 000,00 €	0,00 €	9 613,44 €	2 307,64 €
Total	909 500,00 €	0,00 €	792 516,99 €	190 238,42 €

The following table shows the TA budget lines 1 to 9 for the year 2010 as approved by the MC:

TA budget lines 1-9	Allocation 2010	Paid 2012	Paid 2007-2013	ERDF (24%)
1 Staff	600 000,00 €	0,00 €	0,00 €	0,00 €
2 Trainees	15 000,00 €	0,00 €	0,00 €	0,00 €
3 CU and MA Travel costs	40 000,00 €	0,00 €	2 962,27 €	711,07 €
4 MC travel and meeting costs	33 000,00 €	6 048,64 €	26 407,23 €	6 338,88 €
5 CC meetings	20 000,00 €	117,00 €	779,61 €	187,14 €
6 ECP meetings	40 000,00 €	0,00 €	18 817,94 €	4 517,12 €
7 ESPON Internal Seminar	25 000,00 €	19 365,40 €	19 365,40 €	4 648,54 €
8 Rent (incl. Parking, cleaning, heating, insurances etc.)	62 000,00 €	60 557,69 €	60 557,69 €	14 536,47 €
9 Overheads, installation, postal services, telephone etc.	37 500,00 €	0,00 €	4 808,75 €	1 154,31 €
Total	872 500,00 €	86 088,73 €	133 698,89 €	32 093,53 €

The following table shows the TA budget lines 1 to 9 for the year 2011 as approved by the MC:

TA budget lines 1-9	Allocation 2011	Paid 2012	Paid 2007-2013	ERDF (24%)
1 Staff	701 000,00 €	0,00 €	0,00 €	0,00 €
2 Trainees	15 000,00 €	13 999,98 €	13 999,98 €	3 360,60 €
3 CU and MA Travel costs	72 000,00 €	1 157,43 €	3 628,80 €	871,07 €
4 MC travel and meeting costs	33 000,00 €	15 899,73 €	24 611,83 €	5 907,91 €
5 CC meetings	15 000,00 €	31,43 €	31,43 €	7,54 €
6 ECP meetings	40 000,00 €	13 971,52 €	22 029,98 €	5 288,15 €
7 ESPON Internal Seminar	25 000,00 €	929,56 €	929,56 €	223,13 €
8 Rent (incl. Parking, cleaning, heating, insurances etc.)	62 000,00 €	0,00 €	0,00 €	0,00 €
9 Overheads, installation, postal services, telephone etc.	37 500,00 €	6 730,01 €	11 569,47 €	2 777,17 €
Total	1 000 500,00 €	52 719,66 €	76 801,05 €	18 435,58 €

The following table shows the TA budget lines 1 to 9 for the year 2012 as approved by the MC:

TA budget lines 1-9	Allocation 2012	Paid 2012	Paid 2007-2013	ERDF (24%)
1 Staff	722 684,67 €	0,00 €	0,00 €	0,00 €
2 Trainees	15 000,00 €	0,00 €	0,00 €	0,00 €
3 CU and MA Travel costs	75 000,00 €	2 487,30 €	2 487,30 €	597,06 €
4 MC travel and meeting costs	33 000,00 €	14 522,16 €	14 522,16 €	3 485,95 €
5 CC meetings	0,00 €	0,00 €	0,00 €	0,00 €
6 ECP meetings	40 000,00 €	9 394,20 €	9 394,20 €	2 255,02 €
7 ESPON Internal Seminar	25 000,00 €	0,00 €	0,00 €	0,00 €
8 Rent (incl. Parking, cleaning, heating, insurances etc.)	62 000,00 €	0,00 €	0,00 €	0,00 €
9 Overheads, installation, postal services, telephone etc.	37 500,00 €	4 560,62 €	4 560,62 €	1 094,75 €
Total	1 010 184,67 €	30 964,28 €	30 964,28 €	7 432,77 €

The following table shows the TA budget lines 10 to 14 for the period 2007-2013 as approved by the MC:

TA budget lines 10-14		Allocation 2007-2013	Paid 2012	Paid 2007-2013	ERDF (24%)
10	GoA - meetings and external contract	450 000,00 €	47 224,68 €	165 725,32 €	39 781,26 €
11	Financial Monitoring System and maintenance	194 500,00 €	20 792,00 €	147 738,95 €	35 463,75 €
12	Programme evaluation	63 480,00 €	0,00 €	63 480,00 €	15 237,95 €
13	Experts costs (legal etc.)	35 000,00 €	0,00 €	29 598,14 €	7 104,84 €
14	Communication Plan	466 000,00 €	13 087,60 €	51 955,87 €	12 471,66 €
Total		1 208 980,00 €	81 104,28 €	458 498,28 €	110 059,46 €

5. Information and publicity

On 1st December 2011 the ESPON MC approved the Communication Action Plan for 2012. Mid December the ESPON MA sent the approved Action Plan to the EC for information purposes.

During 2012 the ESPON MA/CU worked in partnership with the ECPs, Member and Partner States to provide information and to promote the Programme widely. All actions had been implemented in the full respect of the information and publicity requirements of the ESPON Programme as well as of EU Requirements as stated in Articles 8 and 9 of Commission Regulation 1828/2006.

The key messages of the Communication Plan have been channeled through media and actions belonging to the Capitalisation Plan, such as the ESPON website, newsletters, seminars and workshops targeting the Programme stakeholders.

5.1. Publicity and Communications Activity undertaken to December 2012

Communication-Highlights 2012

- Implementation of the Communication Plan 2007-2013 of the ESPON 2013 Programme continued.
- 2012 marked the 10th anniversary of ESPON which has been emphasised with messages throughout the year (website, events, presentations, etc.).
- One call for proposals to potential beneficiaries launched.
- One Annual Event - Info Days and Partner Café – for potential beneficiaries organised.
- One event for contracted beneficiaries (Financial Managers seminar) organised to inform them on and assist with regulations as well as guidelines for good project management in order to maximise the quality of the project implementation.
- At kick-off meetings launching new projects, the CU (1) raised awareness of the responsibilities beneficiaries have under the regulations (with particular reference to information and publicity), (2) provided guidance and (3) advice to make the projects visible and comply with the EU requirements.
- 83 ESPressON disseminated to the ESPON community and spread at national and local level by the ECP network.
- 12 press releases produced and disseminated to the press .
- 6 Newsletters disseminated to a list of more than 3.700 subscribers.
- 329.511 visits to the ESPON website.
- More than 690 people at the seven events organised.

5.1.1. Information tools

Programme Manual and Applicants' packages

The applicants' package and the programme manual were updated and completed prior the opening of the call for proposals in April 2012. They were published at the ESPON website and disseminate during the Info Day event.

Official Journal of the EU

The MA/CU announced the call for proposals at the Official Journal twice (pre-announcement and announcement) as follows: OJ C 052 of 22 February 2012 (pre-announcement) and OJ C 111 of 18 April 2012 (announcement).

Programme Managing Support System (PMSS)

The Programme Management Supporting System is accessible for the main actors of the Programme, such as the MC, MA, CA, GoA and First Level Financial Controllers for their use.

The PMSS stores information about the submitted proposals and EoI as well as subsequently also information about the various priorities and measures on the Programme level that is updated regularly by the ESPON CU. The database serves as the main source for both quantitative and qualitative data on projects implementation and achievement.

The PMSS is equipped with the software OLAP, which provides analysis of data stored in the PMSS. OLAP enables the users to extract and analyze the different data according to their needs.

During 2012 the PMSS ensured a reliable monitoring and financial reporting system and supported the everyday management and monitoring of the operations.

Programme Bodies

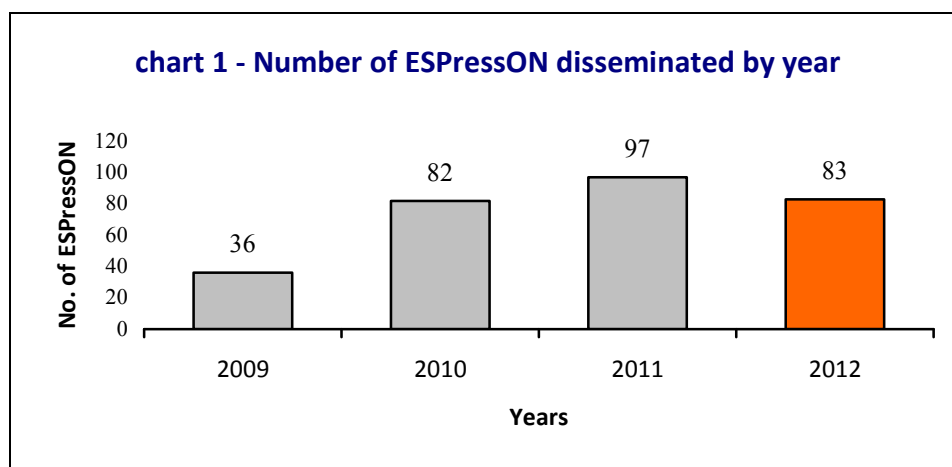
The programme bodies - MC Members and ECP network, - have been continuously involved in reaching potential beneficiaries, policy makers, other stakeholders and the citizens. The CU itself provided continuously information about the Programme and its activities.

In order to enable the flow of information between the various management units of the Programme, i.e. between the CU, MA, CA, AA, MC meetings / contacts between the different units and actors took place during 2012 and regular messages were sent out to keep the Programme's bodies informed.

During 2012 the CU drafted and disseminated more than 80 ESPressON targeting the ECPs and MC Members with a monthly average of seven messages per month (see chart 1 below) which covered among others the following topics:

- ESPON events (Info Day on call for proposals and Partner Café, Financial Managers seminar, workshops, Open and Internal Seminars);
- ESPON at external events (i.e. EC Open Days, ERSA Scientific Conference);
- Events organised by MC Members and ECP at national level;
- Events organised by Lead and Project Partners to promote the ESPON funded projects;
- Publications (Territorial Observations, Maps of the Month, videos, Annual Implementation Report, Project Overview, Fact sheets from TerrEvi project);
- Call for proposals (pre-announcement, announcement, partner search tools, output);
- Press Releases;
- Example on how to use ESPON (publications mentioning ESPON evidence);

- News from projects (new released projects and progress, evidence, reports from ongoing projects);
- More (Calls for Tenders, List of beneficiaries, new projects, Vacancies, etc.).



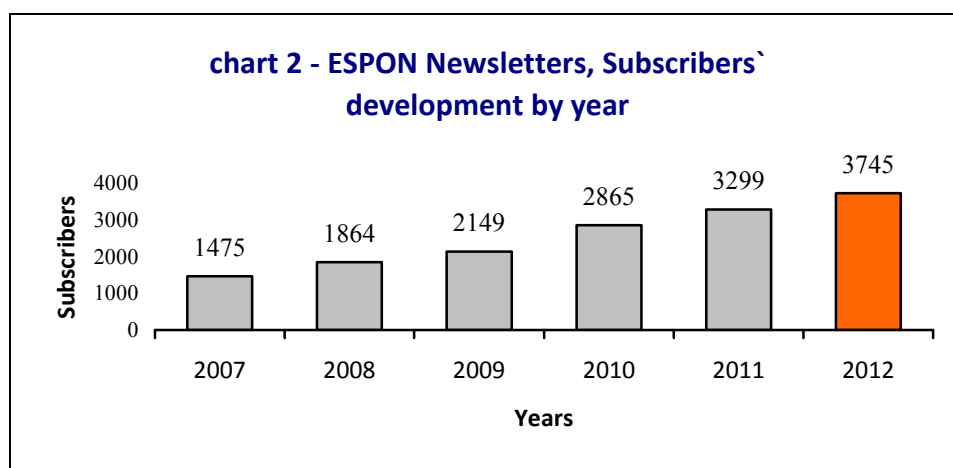
5.1.2. Communication tools

Publications supporting the Communication Action Plan 2012

Information material for beneficiaries on the framework and purpose of actions, such as Programme and Guide Documents e.g. Programme Manual and Application Packs have been published and distributed in printed and/or electronic form.

ESPON Newsletter

During 2012 six newsletters have been produced, published at the website and distributed to a mailing list with more than 3.700 recipients (see chart 2 below)



For each of the newsletters disseminated in the framework of the Capitalisation Strategy, the ESPON CU elaborated short articles targeting the launch of the call, the Info Day, the outputs of the Programme and so on. In addition, information on the timetable of events was provided.

The first newsletter of the year, dated February, focused on the 10th anniversary of ESPON and provided information on the following issues:

- Map of the Month “Climate change may hamper territorial cohesion”
- New Reports from projects (TranSMEC, EATIA, POLYCE, RISE, TPM, ULYSSES)
- Call for Tenders "ESPON Data Navigator 2012"
- Overview of ESPON activities in 2012
- ESPON at Events (ESPON at the ERSA Congress 2012 “Regions in Motion - Breaking the path”, 21-25 August 2012, Bratislava, Slovakia)
- News from the ECP Network (ESPON-INTERSTRAT UK Conference Report/ECP UK, First ESPON Synthesis Report translated in French/ECP FR)
- Events organised by beneficiaries (i.e. NORBA Scientific Conference “Nordic and Baltic Regions in a European Development and Policy Context”, 14 and 15 March 2012 in Oslo, Norway)
- News from ETC Programmes.

The second issue, disseminated in February as well, provided information on the following topics:

- Pre-announcement Calls for Proposals
- ESPON Info Day on New Calls and Partner Café
- New videos (Why does Europe need ESPON? How to use ESPON? What is the importance of climate change, innovation, accessibility, metropolitan areas for the successful development of territories, regions and cities?)
- Use of ESPON (Report “Unlocking growth in cities”.Recent report of UK government acknowledges the ESPON applied research project SGPTD to make a new policy for UK secondary cities)
- How to use ESPON (Finnish Report “ESPONin anti arvioitavana” (Reflections on ESPON results)
- ESPON in your country (Polish version of the First ESPON 2013 Synthesis Report; ESPON-INTERSTRAT Conference “Positioning urban Scotland in its European context – What can we learn about benchmarking?”, Edinburgh 30 March 2012)
- Vacancies at INTERACT Secretariat

The third one, dated April, announced the preparation of a Operational Programme for ESPON post 2013 by the newly born committee “Joint Working Group” and included the following topics:

- Shaping the Future of ESPON (Joint Working Group holds its first meeting)
- ESPON Calls for Proposals (18 April 2012 – 13 June 2012): Targeted Analysis, Scientific Platform/Tools Projects and TNAs
- ESPON Events (Info Day on New Calls and Partner Café, Brussels 10 May 2012; Workshop "Territorial Impact Assessment", Brussels 6 June 2012; Open Seminar in Denmark, Aalborg, 13 and 14 June 2012)
- Overview of ESPON Events in 2012

- Reports from Projects (ATTREG, SMART-IST, ESPON Database 2013 Phase II, INTERCO, SIESTA, ET2050)
- Use of ESPON (Book “Competitiveness in sustainability: the territorial dimension in the implementation of Lisbon/Gothenburg processes in Italian regions and provinces”; “Position and Future of Hungary in Europe – ESPON Results from Hungarian Point of View”; Report on Cohesion policy in specific territories – islands, mountains, sparsely populated)
- ESPON in your country (TIGER Seminar “The EU and the Regionalization of the World”, Brussels 2 May 2012; SCALES Seminar “Future Spatial Challenges for Switzerland and Europe: Transnational seminar on Accessibility, Innovation & Economy”, Bern - Switzerland, 4 May 2012)
- Call for Tenders (ESPON External Expertise Support)
- News from URBACT

The fourth one, disseminated in July, promoted the ESPON evidence and tools to support the Managing Authorities when drafting the new generation of EU funded programmes and provided the following information:

- New Publication (ESPON Territorial Observation No. 6 releases evidence related to regions and cities in the global economy)
- Map of the Month (“Evolution of cities servicing global capital” How are European cities integrated and connected in global networks?)
- ESPON Upcoming Events (ESPON at ERSAs 2012 Congress “Regions in Motion - Breaking the Path”, Bratislava – Slovakia, 21 - 25 August 2012; INTERACT – ESPON Joint Seminar “European Territorial Cooperation Delivering Europe 2020”. Luxembourg, 25 September 2012; ESPON Workshop “Innovation & Knowledge. Territorial dimensions for future EU Cohesion Policy”. Brussels, 5 October 2012; ESPON Workshops at the Open Days. Brussels, 9 and 10 October 2012)
- New projects (Atlas: ESPON Atlas on European Territorial Structures and Dynamics; Capitalisation: ENECON - ESPON Evidence in a North European Context; Growth Poles: GROSEE - Growth Poles in South-East Europe; Indicators for Territorial Cohesion: ESPON KITCASP - Key Indicators for Territorial Cohesion and Spatial Planning; Mapping Tool: RIMAP - ESPON Online Mapping Tool; Poverty and Exclusion: TIPSE - Territorial Dimension of Poverty and Social Exclusion in Europe; Territorial Monitoring: BSR-TeMo - Territorial Monitoring for the Baltic Sea Region)
- Reports from Projects (BEST METROPOLISES, EATIA, GEOSPECS, GREECO, INTERSTRAT, KIT, POLYCE, PURR, RISE, SEMIGRA, SGPTD, TERCO, TIGER, TPM)
- Outputs of the Final ESPON Calls for Proposals (18/04/2012 – 13/06/2012) (the Calls attracted 20 applications and 84 potential project partners)
- ESPON in your country (NORBA Final Conference “Territorial cohesion in Europe and in the Baltic Sea Region”, 30-31 August 2012, Jurmala – Latvia)

The fifth one, dated November, provided the following information:

- Map of the Month (“Attractiveness of Regions to Migrants and Visitors”)
- ESPON Event (Internal Seminar “Territorial Development Opportunities in Europe and its Neighbourhood to Foster Global Competitiveness” in cooperation with the Cyprus Presidency of the Council of the EU, Paphos - Cyprus, 5 and 6 December 2012)
- New projects (Landscape, Territorial Evidence and Town)
- New Reports (Airports, Atlas, Attractiveness, Cross-border development, EU Directives, Governance, Growth Poles, Indicators for Territorial Cohesion, Land use, Metropolitan Regions, Neighbour Regions, Poverty and exclusion, R&D, Seas)
- ESPON in your country (ENECON event to discuss the dimension of the concepts “sustainability” and “sustainable regions”, 15-16 November 2012, Stockholm; TOWN Workshop “Toward EU2020 - Framing a research agenda for Small and Medium-Sized Towns”, 22 November 2012, Prague)

The sixth one, dated November as well, provided the following information:

- ESPON Evidence for Structural Funds Programmes (Factsheets for Cross-border and Transnational Co-operation Areas)
- ESPON Event (Internal Seminar “Territorial Development Opportunities in Europe and its Neighbourhood Fostering Global Competitiveness” in cooperation with the Cyprus Presidency of the Council of the EU, Paphos - Cyprus, 5 and 6 December 2012)
- New Projects (kick-off meetings of five new projects: North Sea STAR / North Sea – Spreading Transnational Results, Detecting Territorial Potentials and Challenges, European Territorial Monitoring System, European Urban Benchmarking Webtool, USESPON)
- New Reports (Landscape, Innovation, Scenarios, Territorial Impact Assessment, Territorial Indicators, Transnational Perspectives)
- Two Calls for Tenders (ESPON Corporate Identity and Lay-out II and ESPON Printing II)
- New premises (The ESPON CU will move to new premises on 4-5 December 2012)
- Vacancy at the ESPON CU
- ESPON in Your Country – Iceland (Save the date: ESPON meets the Arctic! ENECON has pre-announced its conference “Climate Change in Northern Territories - Sharing Experiences, Exploring New Methods and Assessing Socio-Economic Impacts”, Akureyri, 22 and 23 August 2013)
- Overview of ESPON activities in 2013 (Expected key events and publications).

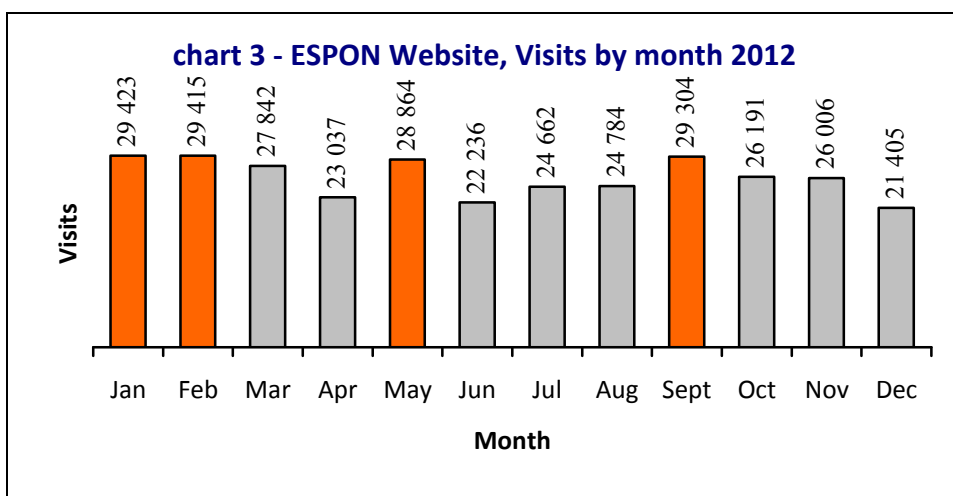
ESPON Website

The importance of ESPON’s website continued to increase in 2012, with visits increasing by more than 5% compared to 2011. In 2012 329.511 visits were counted on the website, with the highest number of visits in January, February, September and May as the table below shows (see chart 3 below).

During 2012 the CU has made regular updating and improvement of the ESPON website. Also, in keeping with Commission Regulation 1828/2006 Article 7(2) (d), the list of beneficiaries, the names of the operations and the amount of public funding allocated to the operations has been updated.

Over the course of 2012, the website has been constantly filled with information, data, news on e.g. ongoing activities and calls, new publications or improved operations including:

- Publication of news items and a number of new web pages;
- Adaptation of website about the main activities of the year, including reports from projects, events, calls for proposals, calls for tenders as well as facts and figures about the programme and its implementation.



ESPON Intranet



During 2012 the functionality and user-friendliness of the intranet has been improved and the design has been brought more in accordance with the ESPON corporate design.

This update has become operational in April 2012.

Media

The main objective of the media activities in 2012 was to raise awareness of the ESPON 2013 Programme, to communicate the findings and increase the knowledge about the Programme, to the benefit of policy makers, stakeholders, and potential beneficiaries as well as the general public.

Throughout the course of the year twelve Press Releases were disseminated as follows:

- Published online at the ESPON website;
- Directly sent out to a list of journalists;
- Directly sent out to the ECP network which then disseminated the press release at national level.

This task was realised in the framework of the Capitalisation Activities 2012.

The press releases covered the following topics:

1. *February, press release* ‘ESPON releases six new videos - Why does Europe need ESPON? How to use ESPON? What is the importance of climate change, innovation and knowledge economy, accessibility, metropolitan areas for the successful development of territories, regions and cities? The answers to these questions can be found in the six new videos. By interviewing politicians, policy makers, stakeholders and researchers, the videos translate complex themes into practical information. The videos highlight how these testimonials use ESPON and benefit from its pan-European evidence and data related to territorial dynamics’.
2. *April, press release* “ESPON just opened new Calls for Proposals - The ESPON Programme has opened new Calls for Proposals. Scientists and experts representing universities, research institutes, public bodies, private companies from 31 European countries are invited to become involved in new ESPON projects. The available budget for the Calls amounts to € 1.988.000,00”.
3. *May, press release* “ESPON evidence for EU Cohesion Policy after 2014: inspiring growth and development for regions and cities - By end of 2013, national and regional authorities will start submitting their operational programmes for 2014-2020 to the EC. ESPON’s contribution to this process with new European territorial evidence is in focus at the Open Seminar on 13-14 June 2012, “European Territorial Evidence for EU Cohesion Policy and Programming”, organised in cooperation with the Danish Presidency of the Council of the European Union”.
4. *June, press release Open Seminar* “Ejemplos de crecimiento económico regional y el uso de la Evidencia Territorial Europea - Las Islas Baleares, el norte de Jutlandia en Dinamarca, Greater Manchester en Reino Unido y las zonas rurales de Letonia, han compartido su experiencia sobre cómo impulsar la economía regional en base a la innovación y el conocimiento en el Seminario "Evidencia Territorial Europea de Política de Cohesión de la UE y de Programación", organizado por el Programa ESPON, cuyo objetivo es contribuir a una mayor cohesión territorial entre las regiones europeas. El encuentro, organizado en colaboración con la presidencia danesa del Consejo de la Unión Europea, ha sido celebrado en Aalborg (Dinamarca), los días 13 y 14 de junio, con la presencia de representantes políticas de toda la UE ».
5. *June, press release Open Seminar* “Case Study Spain - Showcasing paths to regional economic growth and the use of European Territorial Evidence”.
6. *June, press release Open Seminar* “Case Study UK - Showcasing paths to regional economic growth and the use of European Territorial Evidence”.
7. *June, press release Open Seminar* “Case Study Latvia - Showcasing paths to regional economic growth and the use of European Territorial Evidence”.
8. *June press release Open Seminar* “Case Study Denmark - Showcasing paths to regional economic growth and the use of European Territorial Evidence”.
9. *June, press release Open Seminar* “Præsentation af metoder til regional økonomisk vækst og brugen af europæisk territorial documentation - Region Nordjylland i Danmark, Stormanchester i Storbritannien, De Baleariske Øer I Spanien og landdistrikterne i Letland har alle god erfaring med, hvordan man kan udvikle den regionale økonomi gennem innovation og viden. De anvendte metoder præsenteres

for beslutningstagere i hele EU på ESPONs åbne seminar den 13-14. juni 2012 i Aalborg. Seminaret er arrangeret i samarbejde med det danske formandskab for Rådet for Den Europæiske Union”.

10. *June, press release Open Seminar* “Showcasing paths to regional economic growth and the use of European Territorial Evidence - The regions of North Jutland, Denmark, Greater Manchester, UK, the Balearic Islands, Spain, and Latvia all have good experiences to share on how to develop the economy of regions based on innovation and knowledge. Their different paths will be showcased to policy makers across the EU at the ESPON Open Seminar on 13-14 June 2012 in Aalborg, organised in collaboration with the Danish Presidency of the Council of the European Union”
11. *June, press release Open Seminar* “ESPON seminārā diskutēts par Eiropas teritoriālo pierādījumu nozīmi teritoriju ekonomiskās izaugsmes veicināšanai - Latvijas lauku teritorijas, līdzīgi kā Lielā Mančestera Lielbritānijā, Jitlande Dānijā un Baleāru salas Spānijā, ir guvušas vērtīgu pieredzi, kā attīstīt reģionālo ekonomiku, balstoties uz inovācijām un zināšanām. Šo valstu atšķirīgie risinājumi tika prezentēti 13. un 14. jūnijā Eiropas teritoriālās attīstības un kohēzijas novērošanas tīkla (ESPON) atvērtajā seminārā Olborgā, Dānijā. Seminārs tika organizēts sadarbībā ar Dānijas prezidentūru Eiropas Savienības Padomē”
12. *November, press release* “Role of cities, regions and EU Neighbourhood in the global economy - As recent ESPON evidence on globalisation shows, to strengthen competitiveness and to enhance Europe’s strategic linkages, it is of great relevance to better understand the territorial development of the EU neighbouring regions. ESPON’s contribution to the formulation of adequate policy strategies to enhance Europe’s competitiveness in the global context is in focus at the Internal Seminar on 5 and 6 December 2012 “Territorial Development Opportunities in Europe and its Neighbourhood to Foster Global Competitiveness”, organised in cooperation with the Cyprus Presidency of the Council of the European Union”

Social media

In 2010, in line with the Capitalisation Strategy, the CU started the implementation of the Web 2.0 environment by making use of the social media tools Twitter, LinkedIn, RSS feed, Netvibes and Delicious.

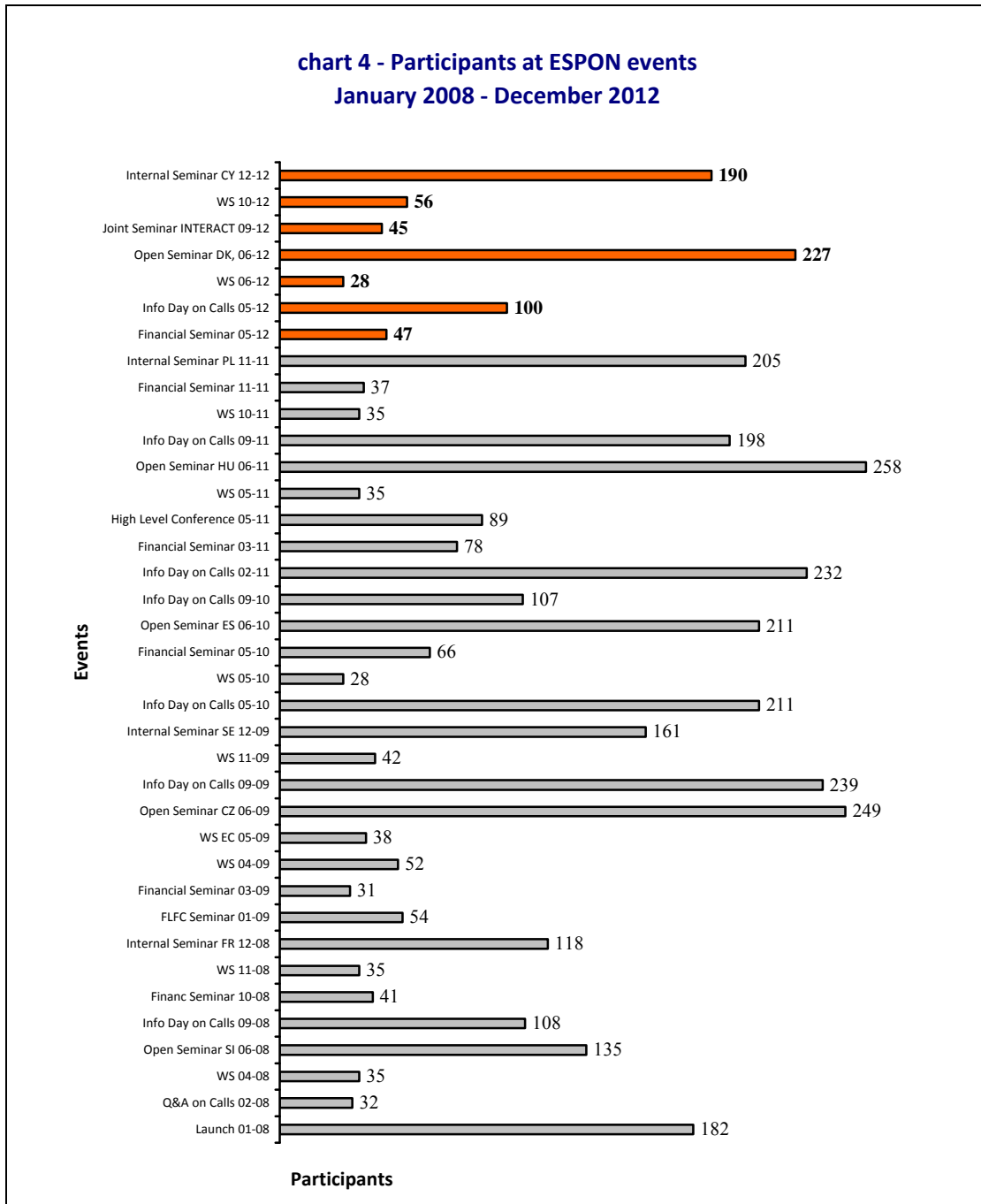
The ESPON Twitter account released information on a regular basis via tweets. The ESPON LinkedIn page provided users with some valuable information about the programme. In addition, the closed group for the ESPON Partner Café facilitated the contact between potential partners. RSS feed, Netvibes and Delicious helped users to keep up to date with and bookmark ESPON.

The accumulative figures in 2012 are as follows:

- Number of followers on Twitter: 635
- Number of followers of the LinkedIn ESPON page: 432
- Number of members of the LinkedIn group ESPON Partner Café: 363
- Number of tweets published: 238

5.1.3. Targeted activities and actions/Events

Since the launch of the ESPON 2013 Programme, 4.035 people participated at 37 events organised by the CU with 693 people at the seven events in 2012 as the following chart shows:



As for the events organised within the Communication Plan, 147 participants were counted at two events:

- 100 participants at the Info Day on calls in May;
- 47 participants at the Financial Manager seminar in May.

Financial Manager Seminars

The CU organised one seminar on management and administration of projects Lead and Project Partners of approved projects under the round of calls that ended in autumn 2011. As for the beneficiaries of the call for proposals launched in spring 2012, the envisaged seminar has been post-poned to 2013 due to the extension of the contracting procedures following appeals made by non-selected proposals.

Bern, 3 May 2012

The seventh ESPON Financial Managers Seminar took place on 3 May 2012 in Bern, Switzerland. The Seminar was organised in cooperation with the member of the ESPON MC from Switzerland, Federal office for Spatial Development, ARE.



The purpose of the event was to inform the Financial Managers of the Lead and Project Partners and to assist the centralized and decentralized First Level Financial Controllers of the approved ESPON 2013 Projects.

The ESPON CU presented eligibility rules, contracting, reporting and monitoring procedures, as well as administrative, legal and practical matters of relevance concerning project coordination and management.

More than 40 people attended the event. Participants had the opportunity to network, to share experience with peers and get feedback.

Calls for Proposals (18 April 12 – 13 June 12)

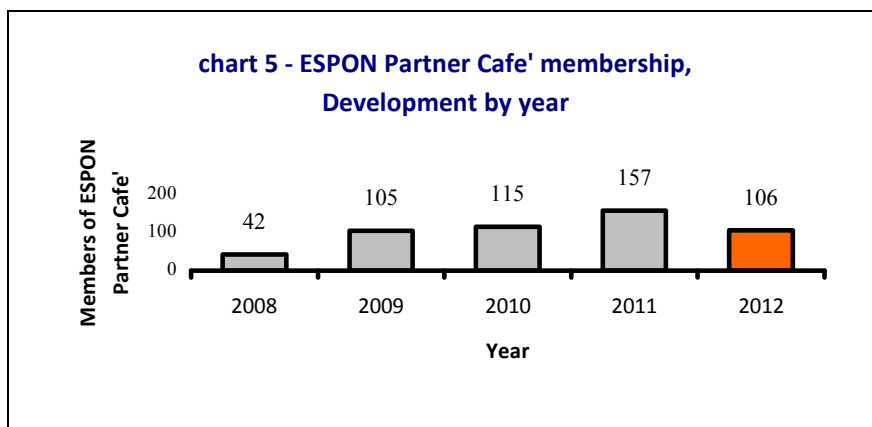
At its meeting in December 2011 the MC decided to implement a new call due to the fact that some projects did not receive any proposals under the previous call.



Therefore, active dialogue with potential beneficiaries continued to be a vital feature of ESPON's work within its Communication Action Plan 2012. The CU implemented a campaign aimed at promoting widely the Calls targeting scientists and experts representing universities, research institutes, public bodies, private companies from 31 European countries.

In addition, the CU kept open the 'Partner Café', a tool for potential beneficiaries which aimed at facilitating the search of partners to build up TPGs and apply for the calls. The 'Partner Café' has also its LinkedIn group where potential partners could launch discussions and find partners to carry out ESPON projects.

By May 2012, 525 institutions requested to be part of this overview as the following chart shows:



Annual Event: Info Day on Calls for Proposals and Partner Café in Brussels, 10 May 2012

As part of the campaign, the CU organised a major information activity for potential beneficiaries to present the new funding opportunities and the conditions for applying as well as to offer them the possibility to network and find partner to build proposals. Both the event and the Call have been publicised widely in close cooperation with MC and ECP members to ensure participation of actors from all ESPON countries as also recommended by the External Evaluation from 2011.

100 people from more than 70 Institutions and 22 countries attended the event, among them scientists, experts, representatives of universities, research institutes and companies around Europe. Participants learnt about opportunities for taking part in ESPON project activities and themes and objectives of the Calls. The session on “How to Apply” focused on the legal framework, the eligibility criteria, the modalities for applying.

The programme included an ESPON Partner Café creating a forum for dialogue between potential project partners. The Partner Café gave participants the chance to network, to find partners for their projects and get feedback.

ESPON MapArt for Europe

The European - wide competition under the theme ‘European MapArt’ aimed at promoting ESPON wider and to new target groups. During 2012 the MA and CU worked on the legal implementation according to the national rules and clarified the media concept in cooperation with the media bureau.

At the MC meeting on September 2012, the CU expressed the opinion that the moment of having a competition creating artworks for promotion purposes had passed. Being of the opinion that a larger campaign for MapArt would give the wrong impression that ESPON is doing art and not solid territorial evidence, and that it is the evidence that needs the attention due to the many upcoming scientific results in the pipeline, the CU proposed to reorient the production of MapArt from a competition to a service provision.

At the MC meeting in December 2012 the CU addresses the MC with specific questions *(1. Does the ESPON MapArt fit ESPON's current stage of development of results as well as the policy context? Is it the right timing to launch a competition? 2. Is it at this stage of programme implementation wise to invest an important part of budget and human resources to promote this competition activity towards a wider target group*

instead of promoting project results? 3. Will the CU be able to manage the overall campaign and activity without allocating a substantial amount of human resources which is in high demand for capitalisation?) and proposed a transposition of the MapArt from a competition to a call for tender aiming at delivering 10-15 MapArt images (artworks) produced by professionals in the field of graphic art (designers, artists, etc.). The MC, following a lively discussion and agreeing with the CU's analysis, decided not to approve the proposal of reorienting the competition to a service provision and put the idea of organising European wide competitions on stand-by until 2014.

Participation at external events

The ESPON CU and the MA participated at different major conferences/events as well as at events organised by beneficiaries in order to market and present the ESPON 2013 Programme, the available funding opportunities and its progress in the implementation, including the following:

- March - Icelandic Regional Development Institute, Conference in Reykjavik – IS
- March – Eutostat “GISCO Meeting”, Luxembourg –LU
- April - Scottish Office meeting, Brussels – BE
- May – EEA, contact meeting, Copenhagen – DK
- May – SEMIGRA Final Conference, Wittenberg - DE
- June - POLYCE Final Conference, Vienna – AT
- June – Eurostat meeting, Luxembourg – LU
- June - SMART-IST Conference, Barcelona – ES
- June - Regional Studies Association, “Ten Years On: Revisiting the NSS”, Dublin - IE
- August - Ersa, Congress 2012 “Regions in Motion: Breaking the Path”, Bratislava – SK
- August - NORBA Final Conference, Jurmala – LV
- September - ULYSSES final conference, Strasbourg - FR
- September - BEST METROPOLISES Workshop on housing & migration, Berlin – DE
- September - RISE Seminar, Brussels – BE
- October - INTERACT event, Malmoe – SE
- October - ATTREG Final Workshop, Brussels – BE
- October - Transatlantic seminar on territorial development, Dublin – IE
- October - SCALES Final Seminar, Berlin – DE
- October - EC and Committee of Regions, Open Days 2012, Brussels – BE
- November - Ministerium für Inneres und Sport Saarland, European conference on “Metropolitan border regions in Europe”, Luxembourg – LU

- November – TOWN Workshop “Toward EU2020 - Framing a research agenda for Small and Medium-Sized Towns”, Prague – CZ
- November - Seminar on National Spatial Strategy, Copenhagen – DK
- November - Territorial Development Challenges - Visions for Europe and Poland, Warsaw – PL

Flying the EU flag



For one week, starting 9th May, the MA flew the flag of the EU in front of its premises.

List of beneficiaries

The list of beneficiaries has been published on the website of the Programme since 2008, together with the names of the operations and the amount of public funding allocated to each single operation. The list has been updated and published periodically after each binding decision of the MC.

Promotional material

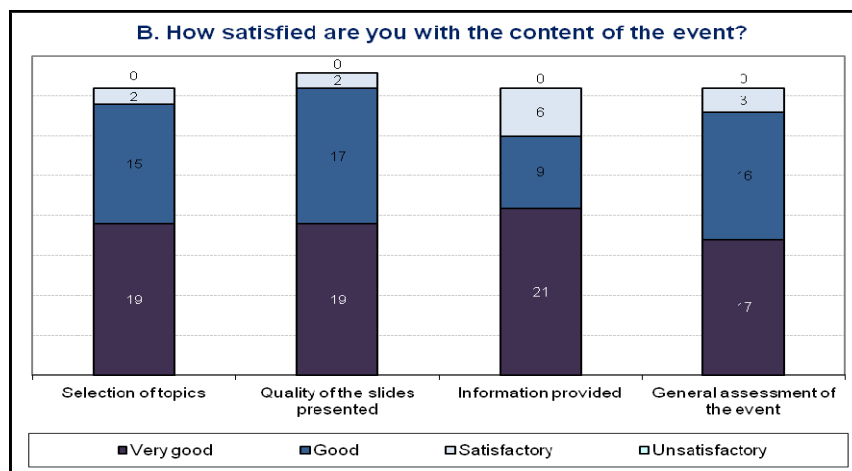
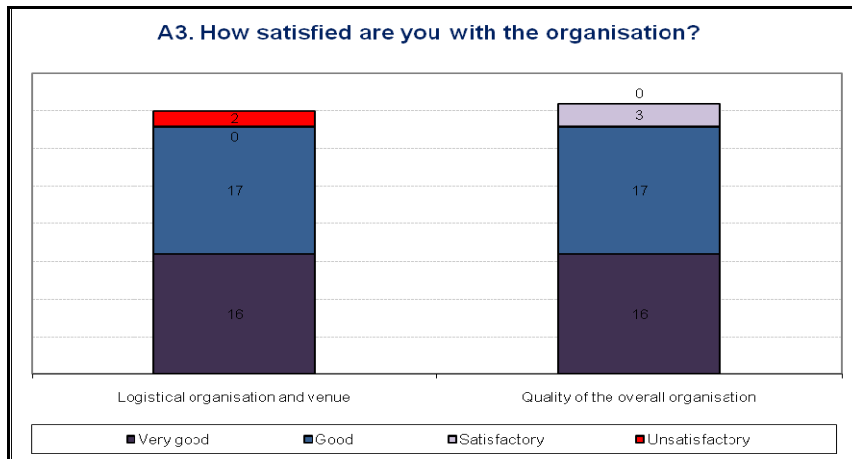
The call for tender aiming at producing new materials and stands had been further delayed due to a lack of resources at the CU. The Terms of Reference on Promotional Materials have been adapted to reflect the decisions taken at the MC meeting on December 2012 about the type of materials to be produced. The calls will be launched as soon as the administrative support is in place.

Evaluation

In 2012, ESPON has considerably increased its outreach. For instance, its website attracted more than 329.000 visits, subscribers to the ESPON Newsletter increased by over 13%. In addition to the above mentioned indicators, the evaluation was also based on brief questionnaires disseminated at ESPON events.

At the Financial Manager seminar a total of 37 questionnaires were completed. The results identified a positive assessment of the event. The assessment of the questionnaires identified:

- 73% of the respondents claimed that the registration process is simple;
- 89% claimed that the duration of the event was appropriate;
- There was good level of satisfaction with the organization;
- The level of satisfaction with the content was very good/good.



Among the ‘*strong points*’ given are mentioned the networking, the quality of the information provided and the competent speakers. Speakers Competences

Among the ‘*weak points*’ given were claimed the location (low accessibility), lunch, equipment in the room.