



CCI 2007 CB 163 PO 022

**ESPON 2013**  
**(The European Observation Network on  
Territorial Development and Cohesion)**

**Annual Report 2011**

STRUCTURAL FUNDS 2007-2013  
TERRITORIAL COOPERATION OBJECTIVE

**Annual implementation report**  
**(In accordance to article 67 of Council Regulation (EC) No 1083/2006)**  
**Approved by the ESPON Monitoring Committee on 11 June 2012**

# Table of content

<b>1. IDENTIFICATION .....</b>	<b>5</b>
<b>2. OVERVIEW OF THE IMPLEMENTATION OF THE OPERATIONAL PROGRAMME .....</b>	<b>6</b>
2.1. ACHIEVEMENT AND ANALYSIS OF THE PROGRESS .....	6
2.1.1. <i>Information on the physical progress of the Operational Programme</i> .....	8
2.1.2. <i>Financial information</i> .....	10
2.1.3. <i>Information about the breakdown of use of the Funds</i> .....	11
2.1.4. <i>Assistance by target groups</i> .....	13
2.1.5. <i>Assistance repaid or re-used</i> .....	13
2.1.6. <i>Qualitative analysis</i> .....	14
2.2. INFORMATION ABOUT COMPLIANCE WITH COMMUNITY LAW .....	14
2.3. SIGNIFICANT PROBLEMS ENCOUNTERED AND MEASURES TAKEN TO OVERCOME THEM .....	14
2.4. CHANGES IN THE CONTEXT OF THE OPERATIONAL PROGRAMME IMPLEMENTATION .....	16
2.5. SUBSTANTIAL MODIFICATION UNDER ARTICLE 57 OF REGULATION (EC) No 1083/2006 .....	16
2.6. COMPLEMENTARITY WITH OTHER INSTRUMENTS .....	16
2.7. MONITORING ARRANGEMENTS .....	16
2.7.1. <i>Monitoring of programme implementation</i> .....	16
2.7.2. <i>Monitoring of project implementation from a content point of view</i> .....	17
2.7.3. <i>Monitoring of projects financial implementation, including the TA</i> .....	20
2.8. NATIONAL PERFORMANCE RESERVE .....	21
<b>3. IMPLEMENTATION BY PRIORITY .....</b>	<b>22</b>
3.1. PRIORITY 1 .....	22
3.1.1. <i>Achievement of targets and analysis of the progress</i> .....	22
Information on the physical and financial progress of the priority .....	22
Qualitative analysis .....	34
3.1.2. <i>Significant problems encountered and measures taken to overcome them</i> .....	35
3.2. PRIORITY 2 .....	35
3.2.1. <i>Achievement of targets and analysis of the progress</i> .....	35
Information on the physical and financial progress of the priority .....	35
Qualitative analysis .....	47
3.2.2. <i>Significant problems encountered and measures taken to overcome them</i> .....	47
3.3. PRIORITY 3 .....	47
3.3.1. <i>Achievement of targets and analysis of the progress</i> .....	47
Information on the physical and financial progress of the priority .....	47
Qualitative analysis .....	54
3.3.2. <i>Significant problems encountered and measures taken to overcome them</i> .....	54
3.4. PRIORITY 4 .....	55
3.4.1. <i>Achievement of targets and analysis of the progress</i> .....	55
Framework provisions and conditions .....	55
Information on the physical and financial progress of the priority .....	55
Qualitative analysis .....	82
3.4.2. <i>Significant problems encountered and measures taken to overcome them</i> .....	83
<b>4. TECHNICAL ASSISTANCE .....</b>	<b>84</b>
4.1 FINANCIAL IMPLEMENTATION OF CERTIFIED TA .....	87
4.2 FINANCIAL IMPLEMENTATION OF NOT YET CERTIFIED TA .....	88
<b>5. INFORMATION AND PUBLICITY .....</b>	<b>91</b>
5.1. PUBLICITY AND COMMUNICATIONS ACTIVITY UNDERTAKEN TO DECEMBER 2011 .....	91
5.1.1. <i>Information tools</i> .....	91
Programme Manual and Applicants' packages .....	91
Official Journal of the EU .....	92
Programme Managing Support System (PMSS) .....	92
Programme Bodies .....	92
5.1.2. <i>Communication tools</i> .....	93
Publications supporting the Communication Action Plan 2011 .....	93

ESPON Newsletter.....	93
ESPON Website.....	95
ESPON Intranet.....	96
Media.....	96
Social media.....	97
<i>5.1.3. Targeted activities and actions/Events.....</i>	<i>98</i>
Technical Meetings with First Level Control.....	98
Financial Manager seminars.....	99
Calls for Proposals: Two Annual Events - Info Days and Partner Café including a Q&A session.....	99
ESPON MapArt for Europe.....	101
Participation in external events.....	101
Flying the EU flag.....	102
List of beneficiaries.....	102
Promotional material.....	102
Evaluation.....	103

## Abbreviations

AA:	Audit Authority
CA:	Certifying Authority
CC:	Concertation Committee
CU:	Coordination Unit
EC:	European Commission
ECP:	ESPO Contact Point
EoI:	Expression of Interest
ERDF:	European Regional Development Fund
EU:	European Union
FLC	First Level Financial Control
GoA:	Group of Auditors
KSS:	Knowledge Support System
LP:	Lead Partner
MA:	Managing Authority
MC:	Monitoring Committee
PMSS:	Programme Monitoring Support System
SB:	Sounding Board
TA:	Technical Assistance
TNA:	Transnational Networking Activity
TPG:	Transnational Project Group
TTC	Transnational Territorial Cooperation

## 1. Identification

OPERATIONAL PROGRAMME	<b>Objective concerned:</b> European Territorial Cooperation
	<b>Eligible area concerned:</b> EU 27 as well as Iceland, Lichtenstein, Norway and Switzerland as Partner States
	<b>Programming period:</b> 2007-2013
	<b>Programme number (CCI No):</b> CCI 2007 CB 163 PO 022
	<b>Programme title:</b> ESPON 2013 (European observation network on territorial development and cohesion)
ANNUAL IMPLEMENTATION REPORT	<b>Reporting year:</b> 2011
	<b>Date of approval of the annual report by the monitoring committee:</b> 11 June 2012

## **2. Overview of the implementation of the Operational Programme**

### ***2.1. Achievement and analysis of the progress***

The ESPON Programme represents today recognised provider of European territorial evidence and tools to policy development at all levels. In addition, it is a landmark in applied research and analyses of territorial development dynamics in Europe. In the ESPON 2013 Programme 31 countries are participating and contributing, 27 EU Member States as well as the 4 Partner States Iceland, Lichtenstein, Norway and Switzerland. Universities, research organisations and consultancies have been broadly participating in studies carried out under this programme and contributed to provide a link between research and policy making. The implementation of the ESPON 2013 Programme is progressing as more and more projects and reports become available, which supports better understanding on territorial structures, trends, perspectives and policy impacts, seen from a European perspective.

Being the set up of the programme completed, and the entire implementation system in place already since 2010, 2011 was again a year in which a large number of new projects started adding up to the already numerous running projects. During this year the ESPON 2013 Programme had 20 Applied Research projects under implementation together with 13 Targeted Analyses, three major projects under the Scientific Platform plus a number of smaller projects on tools and update of data and maps as well as five Transnational Networking Activities (TNA).

The Work Programme 2011 for the implementation of the 5 Programme Priorities within the ESPON 2013 Programme has been set-up in close collaboration with the Monitoring Committee (MC) and the Concertation Committee (CC). In particular, the committees were behind the selected themes and project specifications for the two calls implemented in 2011 covering Expression of Interest (EoI) for the Targeted Analysis, Applied Research, Targeted Analyses, the Scientific Platform and TNAs by the ESPON Contact Point (ECP) Network.

Besides the implementation of new projects the additional final results of three Applied Research and two Targeted Analyses projects became available during 2011. Within both priorities respectively six projects have been finalised by the end of 2011. This further accelerated the capitalisation under the Programme. In addition, one Priority 3 project i.e. ESPON 2013 Database - Phase I was closed. In terms of communication and capitalisation of results several actions towards potential beneficiaries of the programme were implemented as for example the publication of the Territorial Observation no. 4 and 5. Additional activities and events created increased awareness of European territorial dynamics and subsequent interest of stakeholders in using ESPON results in practice.

The implementation of the programme during 2011 connected as closely as possible to the policy development process related to territorial cohesion and the future of European Union (EU) Cohesion Policy. In this context, a major challenge ahead was to provide operational support to the policy process with territorial facts and evidence. The ESPON 2013 Programme in 2011 has delivered additional solid and profound knowledge on European territorial structures, trends, perspectives and policy impacts.

The 2011 audit of operations and the previous audits results from 2009 and 2010 were concluded positively. It was agreed that the necessary elements and procedures set up comply with the rules and expectations and provide a sufficient framework of procedures for the implementation of the Programme. In 2011, the yearly audit of

operations covered expenditures from three projects from Priority 1, 2 and 3. Taking into account the audit results revealing a proper functioning and low risk of the ESPON 2013 Programme procedural framework, the external auditor indicated that the management and control system of the ESPON programme remains at highest level of confidence.

According to the Management and Control System Description, the CA continued the implementation in 2011 of “quality checks” on operations by following-up the quality check of 2010 and starting a new operation in the end of 2011. Quality checks for the First Level Financial Control (FLC) Systems have been performed in 2011 in collaboration by 4 Member States and a clarification meeting on FLC issues was held by one Member States second half of 2011.

Four major objectives have been pursued during the implementation of the ESPON 2013 Programme in 2011:

(1) The continuation of pan-European territorial Applied Research and of Targeted Analyses using ESPON results in terms of projects start, implementation, development and closure including the starting up of a large number of new projects as well as the management and closure of a number of ongoing projects. Related to Targeted Analyses more demand from stakeholder was experienced than the budget could meet.

(2) The enhancement of the Scientific Tool developments and analytical support. In this respect the start and consolidation of the ESPON 2013 Database – Phase II was an important priority in 2011 including regular updates and dissemination activities via the ESPON website as well as the specification of the continuation of the database development. The development of further tools was driven forth and it was possible to analyse territorial trends through updates of existing data and maps.

(3) Capitalisation and Communication activities were strengthened as additional final results from project under the ESPON 2013 Programme became available, both in terms of events and the publishing of ESPON reports. Video clips of interviews with Johannes Hahn, EU Commissioner for Regional Policy, Michael Smyth, European Economic and Social Committee and Claude Wiseler, Minister of Sustainable Development and Infrastructures of Luxembourg and the Director of the ESPON Coordination Unit (CU) on ‘Why does Europe need ESPON?’ were published on the ESPON website. On the events, an Open Seminar and several ESPON Workshops were organised. The production of ESPON reports promoting the ESPON 2013 Programme and its results continued as planned and the promotion material produced in 2010 has been widely distributed at several events. In addition, a first set of posters with ESPON maps was produced and different materials in support of communication activities, such as the Project Overview have been updated. The communication towards potential beneficiaries continued in 2011 based on the original Communication Plan for the ESPON 2013 Programme. Also an extensive Publication Plan has been developed and approved by the ESPON MC which will be implemented from 2012 onwards.

(4) Smooth implementation of the management, audit and ongoing evaluation. The management of the calls for proposals and EoIs, the results of the calls, the follow-up of the simplification of procedures, the second round of audit of operations and quality checks of operations were major tasks in 2011. An additional major task was the ongoing monitoring of the approved projects which includes not only the assessment and process of the projects’ reimbursement claims but as well the needed ongoing guidance and control of the implementation of the rules by the contracted Lead Partners. In relation to the audit work, the CU provided support to the Audit Authority (AA)

during the entire audit of operations process and as well for the organisation of the Group of Auditors (GoA) that took place during the second half of November 2011. The ongoing evaluation of the ESPON 2013 Programme continued on the basis of plan in the Programme Manual and the Monitoring Scoreboard developed. During 2011 the External Evaluation was finalised during the first half of the year and the recommendations of the evaluators were implemented.

The experience of 2009 and 2010 showed that particular attention needed to be given to the correct and timely functioning of the FLC System in the different Member and Partner States. This remained a crucial task in 2011 both for the MA/CU and Member and Partner States by performing their first quality check on FLC, in order to avoid any risk of de-commitment which might arise not from a low level of programme financial commitment, but also from delayed project reporting and insufficient quality of the certification according to FLC accompanying the projects claims.

### **2.1.1. Information on the physical progress of the Operational Programme**

The 2<sup>nd</sup> call for EoI on the Knowledge Support System (KSS), which closed on 21 January 2011, resulted in 100 applicants.

Also the number of submitted proposals increased substantially in 2011 due to the 8<sup>th</sup> and 9<sup>th</sup> call, identifying a continuous positive trend. These calls covered eight themes of Applied Research, five for Targeted Analyses, six Priority 3 projects on the Scientific Platform as well as a call for proposals for Transnational Networking Activities to be implemented by the ESPON ECP Network. For the 8<sup>th</sup> ESPON call, which was closed on 21 March 2011, 24 applications have been received. In the 9<sup>th</sup> call, which was closed on 20 October 2011, 48 proposals were received, more than in any other ESPON call before. This positive outcome was due to the high number of projects included in this call. However, the substantial amount of applications on several topics identified also the success of communication activities and a high interest from the scientific community. The efforts carried out by the Managing Authority (MA)/CU on the simplifications of the application procedures continued. In both calls was the number of ineligible proposals considerable low.

The eighth round of call included also a call for EoI under Priority 2. Altogether 29 EoIs have been submitted representing 136 public authorities located throughout the ESPON territory.

Behind the proposals of the first call were 148 partners. The proposals of the second call in 2011 presented 219 institutions. This transnational cooperation is one of the hallmarks of the ESPON 2013 Programme and the results of the open calls are a concrete example of the growing acknowledgement of a European perspective upon territorial development and cohesion.

The calls for proposals were presented during two ESPON Info Days which took place in Brussels on 10 February and 13 September 2011. More than 230 participants from 170 different institutions and 24 countries attended the first event. The second event was attended by about 200 participants from 153 different institutions and 26 countries, among them policy makers, scientists, experts, representatives of universities, research institutes and companies around Europe.

In relation to the capitalisation of programme results, the Open ESPON Seminar took place in Gödöllő on 21 and 22 June 2011. It was organised in cooperation with the Hungarian Presidency of the EU. More than 250 participants from 30 countries representing European institutions, national governments, research institutions and



universities attended the seminar. The seminar addressed the 'Evidence and Knowledge Needs for the Territorial Agenda 2020 and the EU Cohesion Policy'. Its purpose was two-fold (1) to allow policy makers and practitioners to formulate and further precise the demand of knowledge and tools to the ESPON community and (2) to provide evidence on the contribution and usefulness of the ESPON knowledge base as well as concrete examples on its practical use. The number of participants in all events continued in 2011 an up-going trend and exceeded the aggregated target for all events from the Operational Programme. The internal seminar in Kraków attracted with 205 participants more attendees than any internal seminar before.

Several e-newsletters and press releases were published but also more extensive publications, indicating a good track to achieve the previewed target of the OP. The website hits remained just slightly behind the high number of 2010. This overall high number was supported by the call launched in January and August 2011 as well as the involvement in the social media tools Twitter and LinkedIn. These tools are supporting networking activities between potential beneficiaries and creating further interest in the ESPON website.

From a more programme management point of view, the second audits of operation were performed between March and May 2011 in accordance with the audit strategy approved on September 2008. The aim of these audits of operation was to assess the efficiency of the management and control system.

The external auditor presented at the GoA meeting on 14-15 November 2011, the results of the audits of operations performed in 2011, indicating that all findings were closed during the contradictory procedures, except for one finding related to ineligible travel expenses for one Lead Partner (LP) of the mandatory sampling for which a recovery procedure was launched. Sampling of these audits of operations had been performed by the AA for the GoA meeting approval in 2010, selecting a random sampling and a complementary sampling. The random sample and the complementary sample included project expenditures.

Sampling for the third year audits of operation has already been discussed during the GoA meeting and approved in November 2011. The AA has also submitted on the basis of the results of audits of operations, the annual control report and the corresponding opinion approved by the GoA members, to the EC on 16 December 2011.

The problems identified in the Annual Implementation Report 2010 on the spending of the allocated budget were taken serious. The financial execution rate could be raised significantly during 2011 for Priority 1, 2, 3 and 4. In the 2<sup>nd</sup> half of 2011 the payments made by the CA under Priority 2 and 3 increased almost by 100%, identifying clearly that progress is made. In 2011 payments were reported to the EC by the CA under Priority 4 for the first time during the programme implementation period. This positive development and the continuous efforts made by the MA/CU on the implementation of a 'Roadmap - Avoiding de-commitment' of funds contributed to the increasing absorption of funds.

2011 was in many ways an important year for the ESPON 2013 Programme especially with regard to additional final results that were delivered by the ongoing projects under Priority 1 and 2 and the following capitalisation actions.

No quantifiable indicators have been mentioned at programme level in the Operational Programme. Quantifiable indicators have only been defined at priority levels which are presented in details under Chapter 3.

## 2.1.2. Financial information

In the course of 2011 altogether 51 project progress reports requesting reimbursements were submitted by the LPs. Following the assessment and the quality control on FLC undertaken by the ESPON CU, all progress reports were considered as receivable and there was no need to send back reports for correction. However, it needs to be mentioned that the ESPON CU had to ask clarifications to all progress reports and the LPs were requested to correct errors in the forms completing the documentations to entirely complying with the reporting requirements. In total 43 progress reports of the 51 submitted by LPs could be accepted and processed towards the Certifying Authority (CA) for recommending for payment. To the rest of the reports submitted by the LPs the ESPON CU had to wait for the requested clarifications and corrections that have not been completed in the year of 2011.

The amounts reported by the beneficiaries as well as accepted by the ESPON CA are detailed in the table below. It needs to be underlined that by the end of 2011 a total of 42.786.836,59 € were committed representing 94,3% of the total programme resources for the period 2007-2013.

### *Priority axes by source of funding (EUR) in 2011*

	Expenditure paid out by the beneficiaries included in payment claims sent to the managing authority	Corresponding public contribution	Private Expenditure*	Expenditure paid by the body responsible for making payments to the beneficiaries	Total payments received from the Commission
Priority Axis 1 – Applied Research ERDF type expenditure	5,392,178.87 €	5,392,178.87 €	0.00 €	3,686,251.58 €	3,317,626.42 €
Priority Axis 2 – Targeted Analysis ERDF type expenditure	1,393,566.35 €	1,393,566.35 €	0.00 €	1,182,491.10 €	945,992.88 €
Priority Axis 3 – Scientific Platform ERDF type expenditure	551,353.75 €	551,353.75 €	0.00 €	544,797.15 €	463,077.58 €
Priority Axis 4 – Capitalization ERDF type expenditure	505,586.32 €	505,586.32 €	0.00 €	275,805.84 €	217,886.61 €
Priority Axis 5 – TA, Analytical Support, Communication ERDF type expenditure	681,825.14 €	681,825.14 €	0.00 €	681,825.14 €	163,667.58 €
<b>Grand Total</b>	<b>8,524,510.43 €</b>	<b>8,524,510.43 €</b>	<b>0.00 €</b>	<b>6,371,170.81 €</b>	<b>5,108,251.07 €</b>
Total in transitional regions in the grand total	0.00 €	0.00 €	0.00 €	0.00 €	0.00 €
Total in non-transitional regions in the grand total	0.00 €	0.00 €	0.00 €	0.00 €	0.00 €
ESF type expenditure in the grand total where the Operational Programme is co-financed by the ERDF	0.00 €	0.00 €	0.00 €	0.00 €	0.00 €
ERDF type expenditure in the grand total where the Operational Programme is co-financed by the ESF	0.00 €	0.00 €	0.00 €	0.00 €	0.00 €

\* Only applicable for operational programmes expressed in total cost.

### 2.1.3. Information about the breakdown of use of the Funds

The table below presents financial information about the certified European Regional Development Fund (ERDF) expenditure by the end of 2011.

Combination of codes of dimensions 1 to 5 only ERDF for the whole programming period					
Code * Dimension 1 Priority theme	Code * Dimension 2 Form of finance	Code * Dimension 3 Territory	Code * Dimension 4 Economic activity	Code * Dimension 5 Location	Amount **
Code 81 Mechanisms for improving good policy and programme design, monitoring and evaluation					5.126.489,96€
Code 85 Preparation, implementation, monitoring and inspection					457.231,94 €
Code 86 Evaluation and studies; information and communication					40.500,45 €
Sub-Total					<b>5.624.222,35€</b>
	Code 01 Non-repayable aid				5.624.222,35 €
Sub-Total					<b>5.624.222,35€</b>
		Code 00 Not applicable			0,00 €
Sub-Total					<b>5.624.222,35€</b>
			Code 00 Not applicable		0,00 €
Sub-Total					<b>5.624.222,35€</b>

	EU	5.624.222,35 €
Sub-Total		<b>5.624.222,35€</b>
Total		<b>5.624.222,35€</b>

\* the categories should be coded for each dimension using the standard classification

\*\* allocated amount of the Community contribution for each combination of categories

The table below presents the financial information about allocated ERDF expenditure for operations selected until the end of 2011. The figures display the ERDF share of the total budget of contracted project not considering the payment forecast of these projects for a specific year.

Combination of codes of dimensions 1 to 5 only ERDF for the whole programming period					
Code * Dimension 1 Priority theme	Code * Dimension 2 Form of finance	Code * Dimension 3 Territory	Code * Dimension 4 Economic activity	Code * Dimension 5 Location	Amount **
Code 81 Mechanisms for improving good policy and programme design, monitoring and evaluation					38.748.494,29€
Code 85 Preparation, implementation, monitoring and inspection					3.709.742,67 €
Code 86 Evaluation and studies; information and communication					328.599,63 €
Sub-Total					<b>42.786.836,59 €</b>
	Code 01 Non-repayable aid				42.786.836,59 €

Sub-Total					42.786.836,59 €
		Code 00			0,00 €
		Not applicable			
Sub-Total					42.786.836,59 €
			Code 00		0,00 €
			Not applicable		
Sub-Total					42.786.836,59 €
				EU	42.786.836,59 €
Sub-Total					42.786.836,59 €
Total					42.786.836,59 €

\* the categories should be coded for each dimension using the standard classification

\*\* allocated amount of the Community contribution for each combination of categories

#### 2.1.4. Assistance by target groups

Not applicable.

#### 2.1.5. Assistance repaid or re-used

Based on audits of operations results in 2011, one finding related to travel expenses has not been closed during the contradictory procedure, and for which ineligible expenditures has been retained, for a total amount of 388 €. The MA has launched a recovery procedure for the reimbursement of the ineligible amounts by the Project Partners as from 3<sup>rd</sup> October 2011. The ESPON CU, on behalf of the MA, informed all MC members about the recovery procedure by written procedure on 3<sup>rd</sup> October 2011. The MA asked for the agreement from the Member State of Italy for which the LP concerned will reimburse the ineligible amounts on the Programme bank account, monitored by the CA. The recovery procedure consecutive to the finding of the audits of operations has been agreed by the different parties and the necessary follow-up is done by the MA.

The CA confirmed to the MA/CU the reception of the recovered amount of 388 € from the LP of the audited operation. This recovery will be deducted in the first payment claim in May 2012.

### **2.1.6. Qualitative analysis**

From a programme management point of view, during 2011 the efforts were concentrated on ensuring a sufficient speed in the implementation of the different programme priorities in order to avoid any risk of de-commitment and to forward the dissemination activities.

Overall the programme implementation seems to be on a good track with a good development especially with respect to the project implementation, with an increasing focus on communication and capitalisation measures. The absorption of funds from the operation side increased, additional efforts though are still required concerning the spending and certification of cost for MA-led projects. Thanks to the joint efforts between the ESPON MA, CU, CA and LPs and PPs the ESPON Programme did not have to face de-commitment at the end of 2011.

In general, the calls launched for proposals in 2011 under Priority 1-4 can be considered successful. For almost all projects that were included in the calls a sufficient number of proposals have been received, indicating a vivid interest from the scientific community. In the second call of this year, launched on 24 August 2011, only for one Targeted Analysis, i.e. 'North Sea STAR', and one Priority 3 project, i.e. 'EU Territorial Monitoring and Reporting', no proposals were submitted at all. Another Targeted Analysis project included in this call, i.e. 'GROSEE', received just one proposal; likewise, the Applied Research project on European neighbour regions also just received one proposal. For the call for proposal under the Scientific Platform one project i.e. 'Detecting Territorial Potential and Challenges', received two proposals from which one was ineligible and the other one declared to be of insufficient quality by the evaluators during the evaluation session. In fact, as indicated above in chapter 2.1.1, the response on the two calls of 2011 reveals a positive trend in the sense that a substantial amount of proposals were submitted for several project themes. Also the quality of the scientific proposals received was generally good.

Overall the results obtained in the activities implemented for the MA-led projects were considered of good quality. However, the required public procurement procedures have also in 2011 resulted in a delay for the implementation of a small number of projects.

### ***2.2. Information about compliance with Community law***

There were no problems encountered relating to the compliance with Community law in the implementation of the Operational Programme.

### ***2.3. Significant problems encountered and measures taken to overcome them***

The significant delays from the side of the beneficiaries in submitting financial reports are still considered as a major problem in the financial implementation of the ESPON 2013 Programme. As in previous years, the delays are partly related to problems inside the project partnership due to the high number of partnership in some cases, and as experienced, the certification procedure in some countries can still not be undertaken within the given deadlines.

Despite the delays in reporting, it needs to be highlighted that the quality of the reports improved in comparison to previous years. All 51 progress reports submitted in the course of 2011 were declared receivable and 43 reports submitted by LPs could be accepted and processed towards the CA for recommending for payment. For the

remaining 8 progress reports, clarifications were requested in order to complete and correct the documentation.

The programme did not face de-commitment in 2011. However, considering the low amount declared to the Commission, the de-commitment situation for 2012 represents a challenge considering that the level of expenditure to be certified is high in relation to the rhythm of absorption and reporting of the projects that hitherto has been experienced. The MA and the ESPON CU therefore continue to follow the steps of the road map that was approved by the ESPON MC in 2010 for avoiding fund de-commitment. According to the actions of the road map the MA and the ESPON CU require the support and direct involvement of MC members and as well of Central Approbation Bodies and National Financial Controllers of Member and Partner States. In particular the MC members were expected to play an important role in avoiding de-commitment of funds within the ESPON 2013 Programme by paying particular attention to relevant national bodies with the objective of sensitizing all relevant actors in the process.

Beside the road map the ESPON CU continued to invest more resources and to be active by providing information, additional guidance not only to LPs but also directly to Project Partners and to the national and designated First Level Financial Controller in order to ensure that impeccable financial reports are forwarded on time to the CA for processing. A pre-check of the reporting documents before they are submitted by the LP to the First Level Controller has been as well offered to beneficiaries. Member and Partner States have been requested to improve and speed up the certification process in their respective countries and two financial managers seminars involving all beneficiaries have been organised during 2011.

The audits of operations carried out in 2011 in accordance with the audit strategy of the Operational Programme, have been presented by the external auditor at the GoA meeting in 14-15 November 2011. All findings were closed during the contradictory procedures, except for one related to ineligible travel expenses as mentioned above. The audit of operations undertaken in 2011 covered expenditures from projects from Priority 1, 2 and 3. Taking into account the audit results with a total error rate of 0,17%, the external auditor indicated that the management and control system remains at highest level of confidence.

The increasing number of approved projects requires also more resources from the ESPON CU and a very intensive effort was needed in order to complete the contractual procedures between the LPs and the MA. However, no significant problems with regard to Priority 1, 2, 3 and 4 have been encountered, due to the high number of approved projects in the course of 2011.

With regard to Priority 3 and 4 the process of running public procurements for MA-led projects are still rather time consuming due to the administrative documentation and organisation of evaluation sessions and procedures. This situation is still delaying the starting of some actions, and required to reschedule some of the MA-led projects. Initiatives will be taken during 2012 to raise the efficiency as far as possible within the framework of relevant rules and regulations.

In addition, it was encountered that the nomination period of ECP institutions by the MC are in some countries shorter than the implementation period of the ESPON 2013 Programme and also differs from one country to another which creates difficulties for the creation of partnership for the implementation of the last TNA project until the end of the programme.

#### ***2.4. Changes in the context of the operational programme implementation***

There were no changes stemming directly from the assistance of the Operational Programme that would have a direct impact on the programme's implementation.

#### ***2.5. Substantial modification under Article 57 of Regulation (EC) No 1083/2006***

There were no cases where substantial modifications under Article 57 of Regulation (EC) No 1083/2006 were needed.

#### ***2.6. Complementarity with other instruments***

The ESPON 2013 Programme has no arrangements with other instruments.

#### ***2.7. Monitoring arrangements***

During 2011, the monitoring and evaluation measures taken by the Programme have focused on the implementation of several elements which are described below.

##### **2.7.1. Monitoring of programme implementation**

According to Article 58. (c) of Regulation (EC) 1083/2006, the Programme shall ensure a reliable accounting, monitoring and financial reporting system in computerised form. The monitoring and financial reporting system "Programme Monitoring Support System" (PMSS) collecting data on the implementation necessary for financial management, monitoring, verifications, audit and evaluation has been stabilised during 2011. The structure of the PMSS has been set up following the requirements set by Article 60 (c) of Regulation (EC) 1083/2006 and Annex III of Regulation (EC) 1828/2006.

The ESPON 2013 decided to implement the same system used by other INTERREG Programmes also in the previous programming period. The system became fully operational in June 2009. Information related to the implementation of the ESPON Programme is continuously stored in the system. All programme bodies and as well First Level Financial Controller of centralised systems and representatives of Central Approbation Bodies in decentralized system as well as the GoA members have received access to the system<sup>1</sup>.

As part of the on-going evaluation, an external assessment of the programme implementation was carried out from October 2010 until 27 May 2011 when the programme activities have reached a certain level of maturity and at a point when it is still possible to implement quality improvements by an external evaluator, selected via an open call for tender. The main evaluation issues, which have been addressed, focus on the progress towards the achievements of the current stage of programme implementation as well as relevance, effectiveness, efficiency and consistency of the programme. The on-going evaluation also drew conclusions and recommendations for improvement for ESPON 2013. In addition, the evaluators tabled ideas related to ESPON post 2013. The on-going evaluation was addressed in 2011 by the ESPON MC who decided measures implementing the majority of recommendations made in the

---

<sup>1</sup> Different access rights have been defined for security reasons. One access code is foreseen per country and the Central Approbation Bodies can allow, if needed, access to the decentralized approved First Level Controllers by forwarding the Login and Password under their own responsibility.



following years. The final report and related annexes of this external evaluation is available on the ESPON website.

### **2.7.2. Monitoring of project implementation from a content point of view**

The monitoring of projects' proper development and progress is mainly being ensured by the provision of written feedbacks to project reports in the form of CU responses. Whenever a project report is received by the CU, the following steps are being taken:

- The CU project expert in charge transmits the Priority 1 and 2 as well as Priority 3 project reports for commenting via email (or provides it via the ESPON Intranet) to:
  - For Priority 1: the 2 Sounding Board (SB) experts following the project for commenting on the reports.
  - For Priority 1 Draft Final Reports: the LP of an ECP TNA for the implementation of the blunder check of the report in question.
  - For Priority 2: the Lead Stakeholder that is responsible for further distribution to and consultation with the Partner Stakeholders for common feedback to the report.
- The CU Director transmits by email the report for commenting to the MC, the MA and the EC.
- In parallel, the report is also being analysed by the relevant CU project expert. The project expert analyses all quality aspects with respect to the project and pays special attention to the consistency with the ESPON 2013 Programme as a whole. Together with the MA the CU project expert has a particular look at the contractual obligations as well as the general quality and the relation to the policy context.
- (For Priority 1) The SB watches in particular over the scientific quality of the research and is obliged by contract to provide up to 5/10 pages (depending on the type of report) of comments addressing those elements of the guidance paper that are considered of importance by the respective SB member.
- (For Priority 1, Draft Final Reports) The ECPs check the report in question for blunders, misinterpretations and mishaps based on national information.
- (For Priority 2) The Group of Stakeholders watches in particular over the relevance of the project for the stakeholders based on the stakeholder demands as pointed out in the Project Specification.
- The MC and EC watch over the general quality and the relation with the policy context of the research carried out.
- On the basis of the internal checklist and the comments received from the SB / Lead Stakeholder, MC, MA and EC, the project expert compiles a CU response to the LP. The comments of the SB and ECPs / Group of Stakeholders are annexed for information to the LP in original.
- In case the assessment of a project report shows that the report does not meet the requirements it should have met for the particular stage of the project's development, the LP will be asked with the CU response to provide an annex to the report in question that includes further elements complementing the original

report; alternatively the LP can be asked in such a case to submit a revised report that should include further elaborations and improvements of those elements that are specifically pointed out in the CU response.

- The CU response is provided to the LP of the project by the coordinator of the cluster for project development and coordination via email. For Inception Reports, the CU response can be sent to the LP once it is ready. For Interim and Draft Final Reports, the CU response can only be provided to the LP once the MC has approved the report in question and accepted the accompanying CU response. This request for approval is normally being dealt with in the framework of a written procedure that is normally running for two weeks.

Another element of monitoring projects' development consists of assessing projects' activity reports that are delivered to the CU as part of projects' progress reports every 6 months during the lifetime of a project. Activity reports should reflect the activities undertaken since the latest report. Activity reports are checked by the relevant project expert in charge of the project in question on the basis of a checklist.

Furthermore, during the lifetime of a project a number of meetings are foreseen in which the responsible CU project expert takes part. This offers another opportunity for monitoring the project's development and for giving feedback and guidance to ensure that the project is meeting its predefined targets. Concerning Applied Research projects, the CU project experts normally participates in two meetings with the Transnational Project Group (TPG) / LP in which the SB would also be present and give feedback to the team's work. As for Targeted Analyses, the number of meetings can vary from three to four, also involving the stakeholders behind the project. For projects of the Scientific Platform the participation of project experts in meetings with the TPG may vary between one and four times depending on the character of the project and its implementation period. If there is justified reason for concern about a project's development, the CU might ask for a particular meeting with the LP/TPG and/or attend more meetings than originally foreseen to ensure that a maximum of support from the Programme is given to the project so that it can achieve its objective.

Irrelevant of the priority, each project is started in the framework of a kick-off meeting that is attended by the LP, the CU project expert, the cluster coordinator for project development and coordination and one financial expert. The kick-off meeting serves to lay the foundations for the project by giving feedback to the LP resulting from the evaluation of the project proposal and by agreeing upon the first steps of project implementation, the timetable of the project and arranging the contracting procedure.

Finally, the CU project experts are generally always available for advice and information to their LPs if in between delivery dates of project reports support should be requested.

In the framework of the ESPON 2013 several actions within Priority 3 and Priority 4 can be implemented or are implemented directly by the MA who, in this context, assumes the role of LP. These projects are defined 'MA-led projects' and are approved by the MC following the presentation by the MA of a short project description which includes information relating to the objectives, activities, budget and timeframe for the implementation. Acting as 'LP' the MA has therefore the same duties and reporting requirements as any other LP.

The ongoing MA-led projects during 2011 were:

- Priority 3.2:
  - 3.2.b Indices/Tools
- Priority 3.4: Update of indicators and maps
- Priority 4.1: Media and Publications
  - 4.1a Publications and Design
  - 4.1b Capitalisation Strategy and Media Bureau
  - 4.1c Website
  - 4.2 European Seminar and Workshop

The CU together with the MA implements the project according to the relevant public procurement procedure. The monitoring of the activities is managed by CU experts, who have the responsibility to receive the deliveries, to validate them and to approve them. In this process the CU expert works closely with the service providers ensuring highest quality of the deliveries and that deadlines are met.

At least once per year (for projects over € 75,000 it is bi-annual) the MA will have to provide a short report to the MC on the progress with the implementation of the project, providing information on:

*For Priority 3 projects:*

- The results of the procurement procedure and the actions already contracted.
- The deliveries already received and approved.
- Brief explanation on any shortcomings and/or problems encountered that require a modification of the MA led project.
- The use of the budget.

*For Priority 4.1 projects:*

- General progress with the implementation of the overall project.
- Progress with the implementation of the ongoing work/action plan:
  - the results of the procurement procedure and the actions already contracted;
  - the deliveries already received and approved.
- Final status on the implementation of the previous work/action plan and information on any shortcomings and/or problems encountered (if not already provided).
- Brief explanation on any shortcomings and/or problems encountered that requires a modification of:
  - the ongoing work/action plan;
  - the MA led project.
- The use of the budget.

*For the Priority 4.2 project:*

- Progress with the implementation of the foreseen activities.
- Brief explanation on any shortcomings and/or problems encountered that require a modification of the MA led project.
- The use of the budget.

These reports will have to be approved by the MC.

In addition, once the final delivery of the last ongoing actions have been submitted and approved and the relevant invoices have been paid out, the MA will complete a short report to the MC summarising the implementation of all the Priority 3 and 4 MA-led projects by providing information on:

- The actions foreseen to be contracted and contracted.
- Brief information on the quality of the deliveries received.
- Brief information on shortcomings and/or problems encountered that required a modification of the project.
- Financial information on the implementation of the project.

These reports are prepared by the cluster responsible for the implementation of the MA-led project in question.

### **2.7.3. Monitoring of projects financial implementation, including the TA**

The project implementation period is divided into six-month reporting periods. The exact reporting periods are defined in the Subsidy Contract of each operation. The LP is requested to submit a project progress report related both to activities and to finances for every six-month period to the CU (MA). The CU beforehand sends out the partly pre-filled partner/project progress report forms to the LP, who is in charge of distributing the relevant forms amongst its partners. The completed and certified project progress report has to be returned to the CU both electronically as well as in paper versions within four months after the end of the corresponding reporting period. The paper version has to carry the signature and stamp of the LP/Project Partner and LP/Project Partners's First Level Controller.

The monitoring procedure set up at the ESPON CU includes the following steps:

- a. The project progress reports and its annexes are imported into the computerised monitoring system (PMSS);
- b. The relevant cluster of the CU checks the project progress report via progress report checklist and assessment section of the PMSS;
- c. The activity report of the project progress reports is checked as well by the relevant cluster on the basis of a checklist of activity report via the PMSS.
- d. If necessary the CU requests clarification to the LP or the First Level Controller;
- e. Once all points have been clarified, the project progress report together with its relevant assessment generated by the PMSS is forwarded to the MA by a letter signed by the Director;
- f. The MA sends it to the CA for payment;
- g. The CA executes payment to the LP.

***2.8. National performance reserve***

Not applicable.

### **3. Implementation by priority<sup>2</sup>**

#### **3.1. Priority 1**

##### **3.1.1. Achievement of targets and analysis of the progress**

###### **Information on the physical and financial progress of the priority**

On 21 January 2011 the third call for EoI for the KSS during the lifetime of the ESPON 2013 Programme was closed. The call aimed at enlarging the existing pool of experts in the field of territorial research and analysis, in particular for themes such as “Territorial dimensions of the EU2020 Strategy”, “Territorial scenarios for Europe”, “Territorial governance” and “Territorial potentials related to the green economy”, i.e. the four themes for which Applied Research projects were envisaged to be included in a call for proposals that was opened on 24 January 2011 (see below).

The evaluation of EoI for the ESPON KSS took place between 25 February and 9 March 2011 in Esch-sur-Alzette. All proposals that had been received by the CU by the deadline of 20 October 2011 were considered in the evaluation. The eligibility check of these proposals was running in parallel.

The evaluation session involved two evaluators from the ESPON CU that assessed all EoIs. The evaluation was conducted in accordance with the manual for the evaluation of EoIs on the KSS in the ESPON 2013 Programme. Each EoI was assessed independently by the evaluators and scored according to the relevant evaluation criteria stipulated in the Programme Manual, which had been made available to all potential beneficiaries via the ESPON website. In addition, written comments could be given by evaluators, both for each individual score as well as for the general impression of the application.

Individual tables were compiled for each field of expertise, giving an overview of all applicants that had applied for the field of expertise and their scoring in the field. These tables together with the individual evaluation forms constituted the basis of the subsequent Consensus Meeting, where the evaluated EoIs were compared and discussed by the evaluators who had assessed them. The scores of the individual evaluators were added for each EoI in a Consensus Report. The evaluators also agreed upon the applicants who should not be included in the KSS because they did not receive the minimum scoring for the first two evaluation criteria; this applied to three out of the 72 applicants.

In the discussion on the best possible composition of SBs for the next round of four Applied Research projects, the following aspects were taken into account:

- The SB should gather the highest possible level of expertise and professional experience in the field in question by giving preference to high scoring candidates.
- The SB ideally should be composed of one person with a policymaker or practitioner background and one person with a researcher background.

---

<sup>2</sup> According to Commission Regulation (EC) No 846/2009 the presentation of the indicators has been changed to cumulative representation, expressing the total achieved value by the end of the reporting year since the starting of the Programme implementation. In addition, several indicators on project activities of the year 2008 have been updated in this report, as they were previously not all counted in a coherent way from the day of contracting.

- Candidates that have not been selected yet from the pool should be given preference as far as possible to those that are or have already been working as SB experts. It should be strived for to avoid having one person acting simultaneously as SB expert for more projects.
- A geographical balance of experts across all SBs should be strived for.

Against the backdrop of these considerations, the CU recommended a composition of 4 SBs to the MC for approval in a written procedure from 22 March – 5 April 2011. After having had approved the outcome of the eligibility check in a written procedure from 10 – 21 March 2011, the MC approved the inclusion into the pool of KSS experts of all eligible applicants that received the minimum score. It also approved all the proposed SBs.

In 2011, four SBs that had previously been active stopped their work as the respective projects had already delivered their Final Reports during 2010 (i.e. FOCI, EDORA, DEMIFER, ReRisk). Ten SBs that had taken up their work in previous years (i.e. the ones for ESPON Climate, ATTREG, EU LUPA, TERCO, TRACC, SGPTDE, GEOSPECS, KIT, TIGER, ARTS) continued being active while six new SBs (i.e. the ones following the newly kicked-off projects mentioned below and the one for ESaTDOR) started their work.

At its meeting on 23-24 June 2011 the MC decided upon the selection of the TPGs that should be implementing the four Applied Research projects that were included in the call for proposals closing on 21 March 2011 and that received proposals of sufficient quality. Following this decision, the kick-off meetings for these projects took place during September-October 2011. The meetings were attended by representatives of the LP, the CU project expert and a financial expert from the CU. Further information on activities of these projects during that year can be found further below in the section on the relevant projects. The following table provides an overview on the projects that were kicked-off in 2011. It also includes a project that had already been approved at the MC meeting on 3 September 2010, but which couldn't be kicked off during 2010 anymore.

Project	Date of kick-off meeting	Location
SeGI – Services of general interest	5 January 2011	Esch-sur-Alzette
SIESTA – Territorial contribution to the Europe 2020 Strategy	9 September 2011	Esch-sur-Alzette
ET2050 – Territorial Scenarios and Visions for Europe	28 September 2011	Esch-sur-Alzette
GREECO – Greener Economy in European Regions	6 September 2011	Esch-sur-Alzette
TANGO – Territorial Governance	10 October 2011	Esch-sur-Alzette

On 24 August 2011 a call for proposals was opened, including the following four Applied Research projects with the respective budgets indicated:

<b>Calls for proposals on Applied Research under Priority 1</b>	<b>Available Budget</b>
European Neighbour Regions	750,000.00
Small and medium sized towns in their functional territorial context	650,000.00
Territorial dimension of social inclusion and poverty in Europe	750,000.00
Economic Crises: Resilience of regions	759.153,00

The deadline of the call was 20 October 2011. The evaluation of proposals for the above mentioned projects took place on 15-17 November and 7-9 December 2011 in Brussels. All proposals that had been received by the CU by the deadline of 20 October 2011 were considered in the evaluation. The eligibility check of these proposals was running in parallel. Altogether 21 proposals were submitted to the Evaluation Committees for assessment. The individual breakdown of proposals received per project looks as follows:

European neighbour regions:	(1)
Small and medium sized towns in their functional territorial context:	(8)
The territorial dimension of poverty and social exclusion in Europe:	(3)
Economic Crises: Resilience of regions:	(9)

A final decision on the eligibility of the selected projects of that ESPON call was taken by the MC on 8 February 2012. Therefore these projects will be further reported upon in the Annual Implementation Report 2012. The procedure described below was applied for the call launched on 24 August 2011.

The eligibility checks were performed by the ESPON CU on behalf of the MA. Before starting the eligibility checks a kick-off meeting is organised to explain the requirements, lay the basis for a harmonised check and organise the share of the work in a balanced manner and ensure that each assessor has the necessary time to undertake the eligibility checks.

The eligibility checks are implemented on the PMSS. For the compliance with the eligibility criterion related to the relevance of the content of the proposal with the call the relevant CU project expert is involved.

Scope and unclear cases of eligibility checks have been discussed with the MA and if necessary their legal advisor. The eligibility checks involved the confirmation of the legal status and solvency conditions of private applicants on the basis of the declarations received from the Member and Partner States. On the basis of the first results of checks implemented by the ESPON CU, and in accordance with the programme manual, correctable omissions were launched in order to complete the applications.



For the 8<sup>th</sup> ESPON call correctable omissions were launched for 3 proposals and for one additional proposal clarifications was requested in order to complete the application. As mentioned the correctable omissions procedure for the 9<sup>th</sup> call was just finalised in 2012 and will be reported in the next Annual Implementation Report.

Following the confirmation of legal status and solvency (in case of private applicant) by the relevant members of the MC and the conclusion of the correctable omission process ending the eligibility check, the ESPON CU together with the MA concluded on the following three categories (1) proposals clearly met the eligibility criteria, (2) proposals clearly failed to meet the eligibility criteria, and (3) proposals for which there were arguments for and against accepting the eligibility and no clear conclusion could be reached by the ESPON MA/CU. Considering that the final decision and responsibility has to be taken by the MC, these cases were presented for discussion and decision.

The third category was introduced as the MA/CU sees a margin in terms of a narrow interpretation leading to ineligibility and broader interpretation leading to eligibility. The ESPON programme in general has the interest having as many proposals as possible for consideration for actions under the programme.

The MC concluded on 23-24 June 2011 for all the proposals submitted in the framework of the 8<sup>th</sup> ESPON call launched on 24 January 2011 under Priority 1 that:

- 20 proposals clearly met the eligibility criteria;
- 3 proposals clearly failed to meet the eligibility criteria.

Although the Evaluation Committee assesses the proposals against management related criteria, taking into account the importance of the TPGs' managerial and financial capabilities for the correct project and programme implementation, the CU on behalf of the MA, separately double-checks the management related criteria.

The content evaluation sessions normally involved 5 evaluators per project. Each group of evaluators included one representative from the EC, three members of the ESPON MC or national experts nominated by the latter, and normally one SB expert. The evaluations were conducted in accordance with the Evaluation Manual that can be found on the ESPON Intranet.

Each evaluator signed a declaration of no conflict of interest indicating any involvement as a partner in any of the proposals received. No case of conflict of interest was registered in any of the evaluations of proposals.

Each proposal was evaluated in a two step procedure. As the first step, the anonymous Part B of each proposal was assessed independently by the evaluators. Evaluators each gave scores to the evaluation criteria stipulated in the Programme Manual, which was made available to all potential beneficiaries via the ESPON website. In the second step, the non-anonymous Part A of each proposal was assessed independently by the evaluators and scored according to the relevant evaluation criteria. In addition, concise and short written comments should be given by evaluators both, for each individual score and particularly at the end of each evaluation stage under 'General remarks'.

At the following Consensus Meeting the evaluated proposals were compared and discussed by the evaluators who had assessed them. The scores of the individual evaluators were added for each proposal in a Consensus Report. The total score of each proposal led to a ranking of the proposals, which was then discussed by the evaluators leading to a final agreement on the ranking of the individual proposals to be recommended to the MC. Remarks during the Consensus Meeting were noted.

Consensus was reached among evaluators on the best proposal respectively for all projects that had been subject of the evaluation.

At its meeting on 8 February 2012, the MC decided upon the selection of the TPGs that should be implementing the four Applied Research projects that were included in the call for proposals of 24 August 2011 and that received proposals of sufficient quality. Further information on these four projects can therefore be found in the Annual Implementation Report 2012.

Including the projects that were kicked off (see table above), the following projects were ongoing under this priority in 2011:

- **FOCI – Cities and urban agglomerations: Their functionality and development opportunities for European competitiveness and cohesion (Total budget: 998.888,00 €)**

The project analysed the current state, trends and development perspectives for the largest cities and urban agglomerations within the European territory. It identified the driving forces of urban development which are the most relevant for understanding urban evolutions and offer scenarios for the development of Europe's cities leading to alternative policy options.

The project delivered a revised Final Report on 14 March 2011. The research related parts of the contract were closed on 5 April 2011.

- **EDORA – Development opportunities in different types of rural areas (Total budget: 699.816,00 €)**

The project provided evidence on the development opportunities of diverse types of European rural areas and revealed options for improving their competitiveness. It identified opportunities for increasing regional strengths through territorial cooperation and analysed the potential impact of climate change on the development opportunities of rural areas.

The project delivered a revised Final Report on 14 March 2011 and a second revision of that report on 26 August 2011. The research related parts of the contract were closed on 22 September 2011.

- **DEMIFER – Demographic and migratory flows affecting European regions and cities (Total budget: 781.600,00 €)**

The project dealt with the effects of demographic and migratory flows on European regions and cities and examined the implications for regional competitiveness and European cohesion.

As part of the dissemination activities at project level, DEMIFER produced three policy briefs related to the main key messages resulting from the project: "Demographic Diversity of the European Territory". These policy briefs are available on the ESPON website in the relevant project folder. The research related parts of the contract were closed on 16 February 2011.

- **ReRisk – Effects of rising energy prices on regional competitiveness (Total budget: 699.250,00 €)**

This project focused on opportunities to support competitive and clean energy supplies for regions in Europe and to generate and strengthen sustainable energy sources. It delivered future-oriented territorial evidence on the impact of rising

energy prices on the competitiveness of European regions as well as on cohesion in Europe in a long-term perspective.

The project had delivered a Final Report on 31 July 2010 and an updated version of the Final Report on 5 November 2010. The Final Report was published on the ESPON website on 5 January 2011. The research related parts of the contract were closed on 1 February 2011. The dissemination activities of the project ran until 31 January 2011. These dissemination activities included the elaboration of a web tool supporting policy makers to easily obtain information on their region's risk of energy poverty profile.

- **ESPON CLIMATE – Climate change and territorial effects on regions and local economies (Total budget: 999.418,60 €)**

This project analysed how and to which degree climate change will impact on the competitiveness and cohesion of European regions and Europe as a whole. In addition, it investigated in which way policy can contribute to mitigate climate change, and to adapt to and manage those results of climate change that cannot be avoided, while making sure that synergies of mitigation and adaptation policies are being exploited.

According to the original timetable, the project should have delivered its Draft Final Report by 23 December 2010. However, upon the LP's request, the timetable was changed to give the TPG the possibility to include some important data on sea level rise and river floods in their analysis that they received late from third parties. Therefore the Draft Final Report was delivered on 25 February 2011. On 23 March 2011 a meeting took place between representatives of the TPG, the two SB experts and the CU project expert. The meeting served to discuss the progress of the project's implementation and to give feedback and guidance towards the Final Report. The Final Report was delivered on 31 May 2011. The LP gave a presentation at the ESPON Open Seminar on 22 June 2011 in Gödöllő, Hungary. The research related parts of the contract were closed on 22 November 2011.

- **ATTREG –Attractiveness of European Regions and Cities for Residents and Visitors (Total budget: € 840 067,69 €)**

Attractive, competitive and dynamic regions and cities have been a major issue for the development of respective policies. The ESDP (1999) already underlined the need to support regions and cities in becoming more competitive and attractive. Against this backdrop, this project shall strive to achieve a better understanding of the contribution of European regions' and cities' attractiveness to economic performance. In addition, it shall identify the key ingredients of attractiveness in different types of territories, from vibrating city centres to tranquil rural settlements, taking into account issues such as access to services, well-being and quality of life. Finally, the project shall investigate in which way policy makers can improve the attractiveness of their city or region by reconciling the interests of both, residents and visitors.

On 28 October 2011, the TPG organised a meeting in Tarragona, Spain with the ESPON CU and one SB expert (as the other was not able to attend due to illness) following the project to discuss the progress of the project's implementation and to give feedback and guidance towards the Draft Final Report. The TPG gave presentations at the ESPON Open Seminar on 21-22 June 2011 in Gödöllő, Hungary and at the ESPON Internal Seminar on 29-30 November 2011 in Krakow, Poland.

The project was supposed to deliver the Draft Final Report by 1 December 2011 but informed the CU in advance about a short delay. The Draft Final Report will be delivered by the very beginning of 2012.

- **EU-LUPA – European Land Use Patterns (Total budget: 788.668,00 €)**

The project will develop a consistent methodology for analysing comparable information about European regions and cities, based on data from different sources and at different levels. It shall support policy makers in understanding land use dynamics, land use changes and current land use patterns in the European territory by identifying main challenges in different types of territories, regions and cities and defining the policy recommendations to cope with the challenges.

On 24 January 2011 the TPG met with the two SB experts following the project and the project expert of the ESPON CU to discuss their remarks and ideas on the project and their response on the Inception Report. On 24 May 2011 the project, together with the ESPON CU, organized the ESPON workshop “Evidence on European Land Use”. This workshop aimed to shed some light on the various aspects related to Land Use and Land Cover in Europe, to bring together some important players in this field and to discuss main experiences and advises for the EU-LUPA project. The project delivered their Interim Report on 3 June 2011. The project coordinator gave presentations at the ESPON Open Seminar on 21-22 June 2011 and at the ESPON Internal Seminar on 29-30 November 2011.

- **TERCO – Territorial cooperation in transnational areas and across internal/ external borders (Total budget: 849.710,00 €)**

The project will assess the relationship between transnational territorial cooperation (TTC) and the socio-economic development of EU and neighbouring regions. It should enhance further interest of regions, cities and countries in entering into cooperation arrangements by showing the impact that TTC has on socio-economic development, by identifying key determinants of successful TTC and by showing good practices of governance for successful TTC.

The project delivered an Interim Report on 4 April 2011 after having it officially postponed by one month. On 23 September 2011 the project delivered an Annex to the Interim Report in order to fully comply with the intentions laid down for the project. On 25 October 2011 the project delivered a revised Annex to the Interim Report to better clarify one important issue. The project coordinator gave presentations at the ESPON Open Seminar on 21-22 June 2011 and at the ESPON Internal Seminar on 29-30 November 2011.

- **TRACC – Transport accessibility at regional/local scale and patterns in Europe (Total budget: 699.790,50 €)**

The project will provide innovative results which can support the policy development in the field of transport and accessibility improvement, territorial development, competitiveness and cohesion. It shall support policy makers in finding trade-offs between promoting accessibility for passenger and freight transport and competitiveness, sustainability, saving energy and territorial development.

The project delivered an Interim Report on 22 February 2011. On 30 June 2011 the core group of the TPG met with the two SB experts following the project and the project expert of the ESPON CU to present and discuss the progress and first results

of the TRACC set of accessibility indicators. The deadlines for the remaining project deliveries have been officially postponed with about six months due to unforeseen difficulties with the compilation of the database for the different accessibility models of the project and to circumstances with the German FLC system. The LP gave presentations at the ESPON Open Seminar on 21-22 June 2011 and at the ESPON Internal Seminar on 29-30 November 2011.

- **SGPTD – Secondary Growth Poles in Territorial Development (Total budget: 745.000,00€)**

The project develops a common understanding of the opportunities and prospects for the territorial development of secondary cities. The key objective is to produce clear policy recommendations about the challenges and opportunities facing secondary cities in Europe, based upon robust analysis of a well founded evidence base. The project shall clearly identify, measure and explain: (1) the role of secondary cities; (2) their actual and potential contribution to growth at European, national and regional level and (3) the range of European, national, regional and local policies that have been adopted - and could be adopted in future - to maximise their potential contribution.

The project delivered an Interim Report on 28 February 2011. The LP of the project also gave presentations at the ESPON Open Seminar on 21-22 June 2011 in Gödöllő, Hungary and the ESPON Internal Seminar on 29/30 November in Krakow, Poland.

- **GEOSPECS – European Perspective on Specific Types of Territories (Total budget: 899.950,00€)**

The project is to provide a coherent transversal framework to characterise the past trends, state and potential future developments of geographical specificities for territorial policy and regional development. A secondary objective of this study is to facilitate the integration of this sense of commonality and of the discourses constructed to justify specific treatments, on the basis of geographic specificities, in European territorial cohesion strategies. A territorial policy perspective requires that one seeks to synthesise these various sectoral views. One may also need to construct additional conceptualisations and delineations for the purpose of territorial policy, based on the sets of objectives and operational needs specific to this field of public intervention.

The project delivered an Interim Report on 11 March 2011 and a SB meeting followed this on 14 September 2011 attended by both SB experts and the CU project expert, in Wageningen, the Netherlands. The unusual delay between the Interim Report submission and the meeting that should discuss this report is due to the absence of a contracted SB expert (see KSS 2009 Annual Implementation Report for further detail). The project LP presented to the Meeting of the Intergroup 174 – Mountains, Islands and Sparsely Populated Regions at the European Parliament, Brussels, on 3 February 2011 and held a conference on December 8 2011 in Brussels titled ‘Europe’s Special Areas’. The LP of the project also gave presentations at the ESPON Open Seminar on 21-22 June 2011 in Gödöllő, Hungary and the ESPON Internal Seminar on 29-30 November in Krakow, Poland.

- **KIT – Knowledge, Innovation, Territory (Total budget: 750.000,00 €)**

The project takes the recent policy context as a starting point to explore the territorial dimension of the innovation and knowledge economy. An overall concept is used including product innovation, process innovation and organisational innovation. The current state, patterns and potentials of regions with respect to the knowledge and innovation economy are analysed, aiming to identify new development opportunities through innovation for Europe and its territories.

The project delivered an Interim Report on 24 February 2011. On 29 and 30 August 2011 a TPG meeting was held including the involvement of the project expert of the ESPON CU to discuss the progress of the project's implementation and to give feedback and guidance towards the Draft Final Report. The LP of the project gave a presentation at the ESPON Open Seminar on 21-22 June 2012 in Gödöllő, Hungary and participated on a roundtable discussion drawing conclusions on the seminar topic of 'Evidence and Knowledge Needs for the Territorial Agenda 2020 and EU Cohesion Policy'. In addition the LP of the project gave a presentation at the ESPON Internal Seminar on 29-30 November in Krakow, Poland on the project results with regard to 'Evidence-based Cohesion Policy: Territorial Dimensions'.

- **TIGER – Continental territorial structures and flows (globalisation) (Total budget: 999.801,00 €)**

Globalisation is accelerating with European competitiveness becoming more and more interwoven and dependent on the rest on the world. Understanding Europe in the world is a prerequisite for policy making and for promoting Europe in this international competition. This project is looking at globalisation from a territorial perspective and analyses its territorial aspects and its dynamics at different geographical scales. The main aim of the project is to look into the territorial dimension of the globalisation process and analyse its significance for an enlarged Europe.

The project delivered an Interim Report on 28 February 2011. A SB meeting took place on 13 April 2011 in Brussels, involving both SB members, the CU project expert and the entire TPG. This meeting provided the opportunity to discuss in detail and with the relevant Project Partners the Interim Report and to give guidance in relation to the future development of the research and policy recommendations. An Annex to the Interim Report was delivered on 30 June 2011. The TPG gave presentations at the ESPON Open Seminar on 21-22 June 2011 in Gödöllő, Hungary and at the ESPON Internal Seminar on 29-30 November 2011 in Krakow, Poland.

- **ESaTDOR – European Seas in Territorial Development (Total budget: 799.716,00 €)**

Against the backdrop of the European Commission's Blue Book on an Integrated Maritime Policy (IMP) and the relevant recent policy development, this project will investigate the current uses of Europe's seas through mapping current sea use patterns, typologies, dynamics and inter-linkages. It will investigate the present state of European sea areas, identify potential areas of conflict between the use of sea areas and their deterioration, distinguish different types of coastal regions, study employment patterns in sea areas and evaluate the present state of maritime clusters. Finally, the project will analyse and identify development opportunities in the respective areas, also taking into account issues regarding sustainability and climate

change. The relationship between terrestrial and maritime planning will be taken into account, seeking optimal practices for maritime governance.

The project delivered its Inception Report on 1 March 2011, which was followed by a meeting of some TPG members with the SB and the CU project expert on 12 April 2011 in Malaga, Spain. The Interim Report was delivered on 1 September 2011. On 7 September 2011 the LP and CU project expert had a meeting with representatives of DG Mare in Brussels to discuss links between ESaTDOR and DG Mare activities. The LP also gave presentations at the ESPON Open Seminar on 21-22 June 2012 in Gödöllő, Hungary and at the ESPON Internal Seminar on 29-30 November in Krakow, Poland.

- **SeGI – Services of General Interest (Total budget: 988.942,50 €)**

The territorial evidence to support the implementation, monitoring and evaluation of territorial policy measures regarding services of general interest remains to be improved. This project provides territorial evidence filling this gap. More in detail, the project provides evidence on the spatial distribution of services of general interest and territorial development perspectives in different European regions, urban agglomerations and larger territories. New territorial information on the level of services at different geographical levels is provided in this respect. These elements are supplemented by case studies providing more detailed information on national situations.

The project had its kick-off on 5 January 2011 and delivered an Inception Report on 15 April 2011. An Interim Report was submitted on 14 October 2011 and an Annex to the Interim Report is requested for 31 March 2012. On 16 September 2011 the TPG met in Lisbon with the two SB experts following the project and the project expert of the ESPON CU to discuss the progress of the project's implementation and to give feedback and guidance towards the Interim Report. The LP of the project gave a presentation at the ESPON Open Seminar on 21-22 June 2012 in Gödöllő, Hungary and at the ESPON Internal Seminar on 29-30 November in Krakow, Poland.

- **ARTS – Territorial and Regional Sensitivity of EU Directives (Total budget: 247.787,50 €)**

The project shall bring the ESPON Programme a step further in its supportive role to policy makers in Territorial Impact Assessment: (1) It shall further elaborate the methodological framework. This project makes use of (a combination of) existing ex ante territorial impact assessment methodologies. The methodological framework is expected to comply with the current state of affairs in policymaking, in particular where awareness creation on the territorial dimension is concerned. (2) The project shall define the sensitivity of the different types of territories and regions throughout Europe in relation to each of the selected EU directives. (3) The project shall indicate data and indicators are needed to assess this sensitivity at the level of the individual directives and, if possible, at the level of all directives.

The project delivered its Draft Final Report on 4 March 2011, which was followed by a SB meeting with one SB expert and the CU Project Expert on 17 March 2011 in Vienna. The Final Report was delivered on 31 May 2011. The LP of the project delivered various presentations and workshops including a workshop at DG Regio on 9 May 2011, a presentation at the ESPON Open Seminar on 21-22 June 2011 in Gödöllő, Hungary and the ESPON Internal Seminar on 29/30 November 2011 in

Krakow, Poland and a presentation at the Committee of the Regions, Brussels on 6 December 2011.

- **SIESTA – European Regions: potential contribution to the EU 2020 Strategy (Total budget: 400.000,00 €)**

The aim of this project is to provide evidence on the territorial dimension of the EU2020 Strategy by identifying opportunities for different types of regions in relation to the targets and flagship initiatives set out in the strategy. The results of this ESPON project are intended to be useful for policy makers at various scales in the process of identifying territorial interventions, for example at the scale of regions and local authorities and in the preparation of regional development strategies. The findings of this project furthermore will enable policy makers to have more in-depth monitoring and steering of the implementation of the strategy.

The kick-off meeting of this project took place on 9 September 2011 at the ESPON CU in Luxembourg. The project delivered an Inception Report on 2 December 2011.

- **ET2050 – Territorial Scenarios and Visions for Europe (Total budget: 1.199.969,94 €)**

The project will support and deliver input to the territorial vision-building process by updating, extending and refining the scenario work of ESPON. The territorial vision-building process will follow a participatory process and involve relevant stakeholders at European, national and regional level. The vision will have a strategic character that will allow giving direction to the policy debate on territorial development.

The project was kicked off on 28 September 2011 and delivered an Inception Report on 23 December 2011. The LP of the project gave a presentation at the ESPON Internal Seminar on 29-30 November 2011. Considering that the involvement of the MC in this project is very large, the LP and one of the Project Partners presented the project and their participatory plan at the MC meeting on 1 December 2011.

- **GREECO – Regional potential for a Greener Economy (Total budget: 749.780,02 €)**

The project identifies the territorial aspects and potentials related to a greener economy in order to highlight areas that have particular opportunities for contributing to a greener economy through successful territorial development and cohesion policy actions. An assessment of the impact of selected sectors on the socio-economic performance of European cities and regions is implemented. In addition the project provides a diagnosis on the conditions that drive, enable or constrain the development and consolidation of the green economies in the sectors of relevance for territories.

The project was kicked off on 6 September 2011 and submitted the Inception Report on 7 December 2011. An Annex to the Inception Report is requested for 31 March 2012. The LP of the project gave a presentation at the ESPON Internal Seminar on 29-30 November in Krakow, Poland on ‘Sustainable Territories’.

- **TANGO - Territorial Approaches for New Governance (Total budget: 749.849,00€)**

The aim of this project is to develop practical advice for territorial governance based on evidence from current practices. The project seeks to answer three main policy



questions: (1) How is multi-level and cross-sector territorial governance organised throughout Europe and what are good mechanisms to ensure coordination between different public sectoral policies and cooperation between different levels of public government (including neighbouring areas)?; (2) What role can instruments of national and regional spatial planning systems play in creating better territorial governance?; and (3) what other effective models exist to obtain this aim? What happens if such instruments and models are not present? The results of the project will be evidence on the state of Territorial Governance, examples of leading practice and lessons for Cohesion Policy. A practical result of the project will be the ‘Handbook for Good Territorial Governance’.

The project kicked off at the ESPON CU in Esch-sur-Alzette on 10 October 2011. The LP of the project delivered a presentation at the ESPON Internal Seminar on 29-30 November 2011 in Krakow, Poland.

Output Indicators	Initial Baseline	Final Target	Achievements				
			2007	2008	2009	2010	2011
Number of actions realised & number of small / medium / large actions	0	30 7/7/16	0	2	6	15	20
Number of cross-thematic / thematic analyses and trends / prospective studies realised	0	8/7/3	0	1	5	13	18
Number of territorial impact studies realised	0	5	0	1	1	2	2
Number of experts involved in task forces / sounding boards	0	40	0	4	12	30	40
Results Indicators	Initial Baseline	Final Target	Achievements				
			2007	2008	2009	2010	2011
Number of themes and policies that have been deepened and widened compared to ESPON 2006 results	0	20	0	2	6	15	20
Number of partners, institutes involved in applied research actions	0	100	0	19	44	105 <sup>3</sup>	152
Number of scientists involved in applied research actions	0	750	0	NA	NA	NA	NA

<sup>3</sup> In the Annual Implementation Report 2010 the number of 82 ‘partners, institutes’ was indicated for the year 2010, this was a typing mistake which was corrected.

Impact Indicators	Initial Baseline	Final Target	Achievements				
			2007	2008	2009	2010	2011
Degree of usefulness of ESPON applied research results for European, national-level / regional-level policy processes	NP	NP	NP	NP	NP	NP	NP
Degree of usefulness of ESPON applied research results for transnational and cross-border co-operation	NP	NP	NP	NP	NP	NP	NP

**NI:** Not implemented: The indicator is implemented, but not for the specific year.

**NP:** Not applicable: The indicator does not apply. It will never be implemented.

**NA:** Not available: The indicator is implemented but you don't know the values yet for the specific year.

### Qualitative analysis

The implementation of Applied Research projects generally works very smoothly and there is a good cooperation between the LPs and the CU project experts. The same is also true for the cooperation between the CU project experts and the SB experts. The latter's feedback to the projects' reports is highly appreciated by the TPGs who are grateful for the sound advice and guidance they receive from the experts.

The SB experts usually invest more time in their tasks than what they are contractually bound to do. This does not only apply to the commenting of reports which often takes more than just the one working day that is foreseen for this task. It is particularly the case for the requested participation in TPG meetings. Usually, preparing for the meeting, travelling to the location of the meeting and back again, require more than the one working day that is contractually foreseen for this task. This has occasionally caused some frustration among SB experts and the request for reconsidering the number of working days allocated per expert.

Ensuring the involvement of MC members or national experts nominated by the latter in evaluation sessions of proposals often proves to be a challenging exercise. It usually requires several rounds of requests towards the MC by email, during MC meetings and via direct contact to individual people to get sufficient numbers of MC representatives together for evaluation committees. Due to these difficulties, the originally foreseen rotating principle, i.e. involving as far as possible different MC members/national experts, is not always fully possible to implement. It would greatly facilitate the preparation of these evaluations with more active MC support in that respect.

Finally, at evaluation sessions the assessment of the management related criteria has often been considered by evaluators to be rather difficult. For instance, they found it almost impossible to judge if the procedures related to ERDF requirements were transparent (i.e. 2<sup>nd</sup> Management related criteria) as they did not have sufficient knowledge about these ERDF requirements. It could be considered that this part of the

evaluation should be left to the financial experts at the CU who assess all proposals received on the basis of these criteria anyway on behalf of the MA.

### 3.1.2. Significant problems encountered and measures taken to overcome them

No significant problems have been encountered.

## 3.2. Priority 2

### 3.2.1. Achievement of targets and analysis of the progress

#### Information on the physical and financial progress of the priority

At its meeting on 1-2 February 2011, the MC decided upon the selection of the TPGs that should be implementing the two Targeted Analyses that were included in the call for proposals closing on 19 October 2011 and that received proposals of sufficient quality. A detailed description of the eligibility and evaluation procedure following this call was already provided in the Annual Implementation Report 2010.

Following this decision, the two projects mentioned below were kicked-off:

Project	Date of kick-off meeting	Location
AMCER – Advanced Monitoring and Coordination of EU R&D Policies at Regional Level	22 March 2011	Esch-sur-Alzette
ADES – Airports and Drivers of Economic Success in Peripheral Regions	20 April 2011	Esch-sur-Alzette

On 24 January 2011 a call for EoI for Targeted Analyses was opened. The available budget for this call amounted to 1.795.000,00 € and up to five new project ideas were indicated to be selected. The deadline of this call was also 21 March 2011. The evaluation of applications took place between 10 April and 31 May 2011 in Esch-sur-Alzette. According to chapter 3.4.3 of the Programme Manual the eligibility check took place in parallel and therefore the evaluation included all EoIs, also those that would eventually not meet the eligibility criteria. Altogether 29 EoIs were submitted to the Evaluation Committee for assessment. The individual breakdown of EoIs per type of action looks as follows:

Type of action 1 - Integrated studies and thematic analysis	19
Type of action 2 - Knowledge support to experimental and innovative actions	8
Type of action 3 - Joint actions related to other Structural Funds Programmes	2

The procedure for the eligibility check of EoI is the same as for proposals but the eligibility criteria are different. On the basis of the first results of checks implemented by the ESPON CU, correctable omissions were launched for 13 EoIs and two were requested to provide additional clarifications in order to complete the application.

Following the confirmation of the type of stakeholder and by the relevant members of the MC and the conclusion of the correctable omission process ending the eligibility check, the ESPON CU together with the MA concluded on the following three categories:

- 24 EoIs clearly met the eligibility criteria;
- 5 EoIs clearly failed to meet the eligibility criteria.

The MC approved the outcome of the eligibility check in its meeting on 23-24 June 2011.

The evaluation session was conducted in accordance to the Evaluation Manual. The session involved two evaluators from the ESPON CU. Each EoI was assessed independently by two evaluators and scored according to the relevant evaluation criteria stipulated in the Programme Manual, which had been made available to all potential stakeholders via the ESPON website. In addition, written comments were given by evaluators.

At the following Consensus Meeting the evaluated EoIs were compared and discussed by the evaluators who had assessed them. The scores of the individual evaluators were added for each EoI in a Consensus Report. The total score of each EoI led to a ranking of applications per Type of Action, which was then discussed by the evaluators leading to a final agreement on the aggregated ranking.

At its meeting on 23-24 June 2011, the MC decided upon the selection of five out of 29 received EoIs which had been submitted within the call for EoIs that had closed on 21 March 2011.

On 24 August 2011 a call for proposals for Targeted Analyses was opened. Respective project specifications had been elaborated together with the Group of Stakeholders behind the above mentioned EoIs. The table below indicates the 5 projects with the respective budgets:

<b>Calls for proposals on Targeted Analyses under Priority 2</b>	<b>Available Budget</b>
GROSEE – Growth Poles in South-East Europe	360,000.00
KITCASP – Key Indicators for Territorial Cohesion and Spatial Planning	360,000.00
LIVELAND – Liveable Landscapes: A Key Value for Sustainable Territorial Development	379.796,09
LP3LP – Landscape Policy for the 3 Countries Park	360,000.00
North Sea STAR – North Sea – Spreading Transnational Results	340,000.00

The deadline of the call was 20 October 2011. The evaluation of proposals for the above mentioned projects took place on 15-17 November and 7-9 December 2011 in Brussels. All proposals that had been received by the CU by the deadline of 20 October 2011 were considered in the evaluation. The eligibility check of these proposals was

running in parallel. Altogether 9 proposals were submitted to the Evaluation Committees for assessment. The individual breakdown of proposals received per project looks as follows:

GROSEE / Growth Poles in South-East of Europe:	(1)
KITCASP / Key Indicators for Territorial Cohesion and Spatial Planning:	(2)
LIVELAND / Liveable Landscapes for Sustainable Territorial Development:	(3)
LP3LP / Landscape Policy for the 3 Countries Park:	(3)
NORTH SEA STAR / North Sea - Spreading Transnational Results:	(0)

A final decision on both, the eligibility of the selected projects of that ESPON call as well as the selection of TPGs was taken by the MC on 8 February 2012. Therefore these projects will be further reported upon in the Annual Implementation Report 2012. The procedure described below was applied for the call launched on 24 August 2011.

The eligibility procedure for proposals under Priority 2 is the same as presented under Priority 1. Also the Management and Capability check was implemented in the same way as presented under Priority 1.

The content evaluation sessions normally involved 5 evaluators per project. Each group of evaluators included one representative from the EC, three members of the ESPON MC or national experts nominated by the latter, and one representative of the stakeholder group behind each project. The evaluations were conducted in accordance with the Evaluation Manual available on the ESPON Intranet.

Each evaluator signed a declaration of no conflict of interest indicating any involvement as a partner in any of the proposals received. No case of conflict of interest was registered in any of the evaluations of proposals.

Each proposal was evaluated in a two step procedure. As the first step, the anonymous Part B of each proposal was assessed independently by the evaluators. Evaluators each gave scores to the evaluation criteria stipulated in the Programme Manual, which was made available to all potential beneficiaries via the ESPON website. In the second step, the non-anonymous Part A of each proposal was assessed independently by the evaluators and scored according to the relevant evaluation criteria. In addition, concise and short written comments should be given by evaluators both, for each individual score and particularly at the end of each evaluation stage under ‘General remarks’.

At the following Consensus Meeting the evaluated proposals were compared and discussed by the evaluators who had assessed them. The scores of the individual evaluators were added for each proposal in a Consensus Report. The total score of each proposal led to a ranking of the proposals, which was then discussed by the evaluators leading to a final agreement on the ranking of the individual proposals to be recommended to the MC. Remarks during the Consensus Meeting were noted.

Consensus was reached among evaluators on the best proposal respectively for both projects that had been subject of the evaluation.

In 2011 the following projects were ongoing under this priority:

- **CAEE – The case for agglomeration economies in Europe (Total budget: 200.000,00 €)**

This project delivered an economically focused analysis of the impacts of urban agglomerations as key drivers of economic development within EU regions. The stakeholders behind are Manchester Enterprises Ltd. (Lead Stakeholder); Barcelona Provincial Council, Territorial Observatory of the Studies Department; Dublin Regional Authority, Regional Planning Guidelines, Dublin and Mid-East Regional Authorities; and Greater Lyon, Department for International Relations.

The project had already delivered a polished version of its Final Report on 15 November 2010. The research related parts of the contract were closed on 1 April 2011.

- **EUROISLANDS – The development of the islands – European islands and cohesion policy (Total budget: 250.000,00 €)**

The aim of the project was to deliver an appropriate reference work and a set of policy recommendations and strategic guidance to foster the sustainable development of the European islands within the framework of the Single Market, ensuring equal terms and opportunities with other non-handicapped regions. The stakeholders behind are Ministry of Economy & Finance, General Secretariat for Investments & Development, Special Service for Strategy, Planning & Evaluation of Development Programmes, Greece (Lead Stakeholder); Malta Environment and Planning Authority (MEPA), Malta; National Rural Development Agency (GBV), Sweden; Municipality of Gotland (GK), Sweden; Government of the Balearic Islands (CAIB), Spain; Department of Town Planning and Housing (DTPH), Cyprus; Regional Municipality of Bornholm, Department of Regional Development (RU BRK), Denmark; Ministry of Economic Development, Department for Development and Cohesion Policies (DPS), Italy; Autonomous Region of Sardinia, Department of EU and International Affairs (RAS), Italy; Saaremaa County Government, Department of Development and Planning (SCG), Estonia; The Government of Åland, Department for Administrative Affairs (AL), Finland.

Considering, that the revisions of the Draft Final Report had implications on the overall timing of the project, the ESPON MA postponed the deadline to deliver the Final Report to 1 March 2011. The TPG delivered as expected. However considering that the report did not fully comply with the contractual obligations, the LP had to deliver a revised Final Report of the EUROISLANDS project which was submitted on 1 August 2011. The report was accepted by the ESPON MC as it demonstrates interesting outputs and observations on the situation and development of the European islands and it raises awareness of the specificities and diversity of this specific type of territories in Europe. However, the revised version of the Final Report has been considered meeting the minimum demands in contractual terms. In particular some case studies raised comments from individual stakeholders involved, which could not entirely be considered in the final version. Therefore, the ESPON CU prepared a foreword to the final version of the Final Report, highlighting this particular situation.

A final Steering Committee meeting took place in Athens on 9 June 2011. A final conference took place on the island of Tinos, Greece on 10 June 2011. The conference involved policy makers and practitioners from island regions and island

states in Europe and Greece, including most of the stakeholders behind this Targeted Analysis who participated in this event. The TPG presented the final project results and the key policy messages. The stakeholders and the ESPON CU participated in the workshop discussions and/or moderated some of the sessions.

- **METROBORDER – Cross-border polycentric metropolitan regions (Total budget: 250.000,00 €)**

This project addressed cross-border metropolitan regions in Europe in relation to the policy aim of polycentric development. It aimed at identifying criteria, potentials and governance practices based on available ESPON evidence for polycentric cross-border metropolitan regions in Europe and proposing options for development strategies towards a multilevel approach for two case study regions (Upper Rhine Region and the Greater Region). The stakeholders behind are Federal Office for Spatial Development, ARE, Switzerland (Lead Stakeholder); Ministry of the Interior and for Spatial Planning, Directorate for Spatial Planning, Luxembourg; Interministerial delegation to the spatial planning and the competitiveness of the territories (DIACT), France; Federal Ministry of Transport, Building and Urban Affairs, Germany; Ministry of the Walloon Region, Directorate for Spatial Planning, Housing and Heritage, Belgium.

The project had delivered its Final Report on 31 December 2010. The research related parts of the contract were closed on 23 March 2011.

- **SURE – Success for convergence regions’ economies (Total budget: 200.000,00 €)**

This project focused on the specific challenges of development of convergence regions within the EU. Despite the fact that these regions have been awarded with extensive funds, not all have taken advantage to the same extent and therefore are still unable to improve their socio-economic performance and competitiveness. Therefore this project sought to understand why some convergence regions are unable to improve economic performance and competitiveness. It did so by systematically comparing relevant factors for economic growth and by analysing successful cohesion projects over the last 15 years in convergence regions with both high and low growth rates. The stakeholders behind are Campania Region (Lead Stakeholder); Podlaskie Voivodship Marshal’s Office, Poland; Fundacion Comunidad Valenciana - Region Europea, Spain; Region of East Macedonia – Thrace, Greece.

The Final Report for the Targeted Analysis had been submitted on 26 August 2010. Additional modifications were requested and a revised Final Report was submitted on 3 January 2011. This report was accepted and approved by the ESPON CU and by the Monitoring Committee. During 2011 no meetings related to this project have taken place. The research related parts of the contract were closed on 30 August 2011.

- **SS-LR – Spatial scenarios: new tools for local-regional territories (Total budget: 178.000,00 €)**

The purpose of this project was to transfer, adapt and apply the same spatial scenarios’ methodology used within the ESPON Project 3.2 at functional territorial scale, equal or lower than NUTS3. The methodology and instruments were applied to the case of Barcelona Provincial Council (BPC). The outcome of this project should enable policy makers to draw up regional, social and economic territorial

policies and development strategies for their territories. The stakeholders behind are Barcelona Provincial Council, Spain (Lead Stakeholder); Province of Torino, Italy; Department of the Hérault, France.

This project submitted its final delivery on 28 July 2010. However, both the TPG and the stakeholders were active during 2011. The TPG provided additional support to the ESPON Programme for the production of a poster and the stakeholders organised in September 2011 a three days seminar around Barcelona urban region in EU and in the World presenting the results of this Targeted Analysis. Representatives of the TPG took part in this seminar as main speakers. The research related parts of the contract were closed on 30 August 2011.

- **PURR – Potential of Rural Regions (Total budget: 209.605,00 €)**

The aim of the proposed study is to create and test new ways to explore the territorial potentials of some rural areas and small and medium-sized towns in peripheral parts of Europe around the North Sea, the Irish Sea and the Baltic Sea. These places face problems such as ageing, migration, poor accessibility, restructuring of traditional industries and are further threatened by rising energy costs. However, they also possess some territorial assets related to their natural and cultural heritage and in the sense of identity that many have. The analysis will use ESPON results to benchmark the stakeholder regions in their European context and will develop and apply methodologies for identifying and realising territorial potentials in these places. The stakeholders behind are Notodden (Norway), Cēsis (Latvia), North Yorkshire (United Kingdom), the Cambrian mountains of Wales (United Kingdom) and Dumfries and Galloway (United Kingdom).

The project delivered an Interim Report on 1 February 2011 which was not approved. The revised version of the Interim Report was submitted on 31 May 2011. Taking into account the resubmission of the Interim Report new deadlines were agreed for the submission of the Draft Final and Final Reports, respectively on 30 August 2011 and 31 March 2012. During 2011 the TPG participated in the ESPON Open and Internal Seminars in Hungary and Poland presenting the progress made with the implementation of the project. A Steering Committee meeting with the stakeholders was organized on 27-28 March 2011 in Latvia with the participation of the TPG, the stakeholders and the ESPON CU.

- **TransMEC – Transnational Support Method for European Co-operation (Total budget: 150.000,00 €)**

The project developed a general method providing guidance on how ESPON results can add value to and/or present synergy with national and regional knowledge (e.g. data, trends, perspectives) in the development of tools to support territorial cooperation programmes in capitalisation and considerations on future strategic project development. The method shall be applied for the Northwest-Europe co-operation area.

The project delivered the Draft Final Report on 2 May 2011, which was discussed at a meeting of the Steering Committee on 16 May 2011 in Brussels (Belgium). At the meeting it was agreed that the Draft Final Report needed improvement and a revised version should be submitted. This was delivered in time on 2 August 2011 and based on the assessment by the CU and Lead Stakeholder the Final Report was delivered on 14 October. The CU appraisal and final approval of the project was concluded in January 2012.



The TPG gave a presentation at both, the ESPON Open Seminar on 21-22 June 2011 in Gödöllő, Hungary and the ESPON Internal Seminar on 29-30 November 2011 in Krakow, Poland.

- **EATIA – ESPON and TIA (Total budget: 349.281,00 €)**

The EATIA project shall on the basis of earlier research on territorial impact assessment formulate proposals for applying territorial impact assessment in the territorial development and spatial planning policymaking contexts of Portugal, Slovenia and the United Kingdom.

The project shall (1) evaluate how the assessment of territorial impacts of European (sector) policies can be addressed within policymaking in EU Member States, (2) explore the concrete needs at national and regional level in terms of TIA and (3) indicate the possibilities for implementing TIA within EU Member States and creating a knowledge transfer on TIA to the regional and local level in the contexts of Portugal, Slovenia and the United Kingdom.

The project delivered its Inception Report on 31 January 2011 and Interim Report on 29 August 2011. The latter was followed with a Steering Committee meeting involving the CU project expert, LP and Group of Stakeholders on 5 September 2011 in London. On 6 September 2011, the Lead Stakeholder hosted ‘Understanding Territorial Impacts: the Member State policy-maker perspective’ with attendance/contributions from the LP and the Group of Stakeholders, also in London. Elsewhere, the LP of the project delivered a presentation at the ESPON Open Seminar on 21-22 June 2011 in Gödöllő, Hungary.

- **ULYSSES – Using applied research results from ESPON as a yardstick for cross-border spatial development planning (Total budget: 209.605,00 €)**

ULYSSES is an experimental and innovative project supported by 18 European border and cross-border areas, which aims at using applied research results from ESPON as a yardstick for decentralised cross-border spatial development planning. ULYSSES aims at achieving four overall objectives: (1) raise the awareness among the involved stakeholders on the basic function / the practical utility of decentralised cross-border spatial development and to promote a more widespread use of ESPON research results for elaborating high-quality cross-border spatial development concepts; (2) realise six multi-thematic territorial analyses for identified cross-border areas; (3) promote the exchange of experience and best practice in the field of cross-border spatial development; (4) promote a further application of targeted research results in the selected cross-border cooperation. The stakeholders behind this Targeted Analysis are the following: Région Alsace, Regio Basiliensis, Regional Planning Board of the Middle Upper Rhine (France), Regional Planning Board of the Southern Upper Rhine, EUREGIO, Prefectural Authority of Drama-Kavala-Xanthi, Regional Council of North Karelia, Government of Navarra, Department of Housing and Spatial Planning, Regional Development and Spatial Planning Commission of Alentejo – Spatial Planning and Land Management Direction, General Direction of Urbanism and Spatial Planning, Ministry of Building, Regional Government of Extremadura, The Öresund Committee, Danube-Kris-Mures-Tisa Euroregion, City of Szczecin, EuRegio Salzburg-Berchtesgadener Land-Traunstein, Autonomous Region of Friuli Venezia Giulia, Working Community of the Pyrenees, PI Nemunas Euroregion Marijampole Bureau, Ems Dollart Region.

The project delivered its Inception Report on the 31 January 2011. The report was not approved and was resubmitted on the 27 May 2011. The project also submitted its Interim Report on 14 October 2011. The deliveries were discussed with the stakeholders during two joint workshops, the first taking place in Strasbourg on 7-8 March and the second in Barcelona on 21 November 2011. The TPG also actively participated in the ESPON Open and Internal Seminars in Hungary and Poland presenting the progresses made with the implementation of the project.

- **RISE – Identifying and exchanging best practices in developing Regional Integrated Strategies in Europe (Total budget: 350.000,00 €)**

The project will further develop our knowledge and understanding of regional integrated strategies – of their emergence and of their operation – in Europe. It shall support policy makers to adjust their own approaches to regional strategy by gathering and analysing information about these regional integrated strategies from the four case study regions, and from comparisons between these regions but also by providing them with a ‘regional integrated strategies-toolkit’ with integration indices, financial tools, monitoring and evaluating instruments.

The project delivered an Inception Report on 2 March 2011 and an Annex to the Inception Report on 27 May 2011. The project also delivered an Interim Report on 6 October 2011. The Steering Committee involving the TPG, the Group of Stakeholders and the ESPON CU, met on 16 March 2011 in Brussels, on 7 June 2011 in Umeå and on 14 September 2011 in Delft. Within these meetings the project’s progress, intermediate results and future steps were discussed. The LP gave a presentation at the ESPON Open Seminar on 21-22 June 2011 and the LP together with the Lead Stakeholder gave a presentation at the ESPON Internal Seminar on 29-30 November 2011.

- **POLYCE – Metropolisation and Polycentric Development in Central Europe: Evidence Based Strategic Options (Total budget: 349.957,26 €)**

The POLYCE project addresses the polycentric network of metropolitan areas in the Danube Region carrying out a territorial analysis at both regional and city-level. The project focuses on the urban network of the Danube Macro Region in general and five capital cities in particular: Vienna, Prague, Budapest, Bratislava and Ljubljana. The project shall (1) study the characteristics of the polycentric system on regional and metropolitan level in order to identify competitive and cooperative aspects between the metropolises, (2) identify distinct characteristics and profiles of the involved metropolises, (3) analyse the strengths and weaknesses of the metropolises and assessing their development perspectives and potentials and (4) develop recommendations and strategies based on research findings.

The project delivered an Inception Report on 31 January 2011. A first Steering Committee meeting took place on 14 February 2011 in Vienna to give the opportunity to stakeholders, the CU project expert and the TPG to discuss the Inception Report and the next steps towards the Interim Report. The latter was delivered on 29 August 2011. A second Steering Committee meeting took place on 13 September 2011 in Prague to allow the participants a discussion on the Interim Report. A revised version of the latter was submitted on 25 November 2011.

- **TPM – Territorial Performance Monitoring (Total budget: 348.987,50 €)**

Territorial development at the regional level is becoming increasingly important for effectively addressing local and regional transformations as well as challenges at the European level. However, knowledge on the specific regional consequences of macro-challenges is limited and appropriate regional planning tools are rare. The Territorial Performance Monitoring project focuses on European and global challenges with specific regional consequences: climate change, energy supply, demographic development and globalisation. The aim of this project is to establish knowledge on how territorial impacts of these macro challenges translate at the regional level and how to deal with these challenges effectively. It is considered important to share experiences and to exchange best practices that could be used to improve the effectiveness of how territorial strategies are implemented.

The project delivered an Inception Report on 31 January 2011, an Interim Report on 29 August 2011, and the conclusions of the Steering Committee meeting (which serve as an Annex to Interim Report) on 9 December 2011.

The 2<sup>nd</sup> Steering Committee meeting took place on 24 February 2011 in Brussels. The 3<sup>rd</sup> Steering Committee meeting took place on 26/27 September 2010 in Pamplona and gave the stakeholders the opportunity to discuss and agree on specific improvements and developments in relation to the outputs of this Targeted Analysis. It was very positively appreciated by the stakeholders, the ESPON CU and the MC that in the process of benchmarking the case study regions in the European context, an ESPON tool (the ESPON HyperAtlas) was used.

- **BEST – METROPOLISES – Best development conditions in European metropolises: Paris, Berlin, Warsaw (Total budget: 349.300,00 €)**

The project focuses on processes of urban development that many cities and regions in the EU currently experience. Emphasis is laid on comparing cities, thus enabling to identify similarities and common challenges in relation to the project's three main themes: (1) living conditions, (2) mobility and (3) governance in the metropolitan context. The analysis will focus on the metropolitan areas of Berlin, Paris and Warsaw attempting to gather information and knowledge that can be used in the planning, development and management practice of metropolitan cities and areas.

The project delivered its Inception Report on 2 March 2011. This was followed by a Steering Group meeting on 14-15 March 2011 in Berlin which gave an opportunity to stakeholders, the CU project expert and the TPG to discuss the latter report. The TPG was requested to provide a working paper by end of May 2011 in which the delimited Functional Urban Areas for the three metropolitan areas would be presented and specific data requirements be listed. This working paper was delivered only on 14 September 2011. Due to some initial problems within the TPG, i.e. one Project Partner dropped out and had to be replaced by another one, the LP requested on 2 November 2011 a postponement of the original delivery date for the Interim Report from 15 November 2011 to 15 January 2012. This request was agreed upon by the ESPON MA. The LP gave a presentation at the ESPON Open Seminar on 21-22 June 2012 in Gödöllő, Hungary and at the ESPON Internal Seminar on 29-30 November in Krakow, Poland.

- **SEMIGRA – Selective Migration and Unbalanced Sex Ratio in Rural Regions (Total budget: 335.586,00 €)**

Many rural and economically weak regions in Europe are affected by demographic shrinkage and selective migration. The out-migration of young adults is regarded as both a cause and an indicator for economic and social fragility. Against this background the SEMIGRA project seeks to identify the main reasons and consequences of selective migration in rural regions. The project elaborates strategies for territorial development in order to deal with this topic and to stabilise demographic and social development.

The project delivered an Inception Report on 2 March 2011 and an Interim Report on 30 September 2011. An Annex to the Interim Report was requested for 6 February 2012. On 13 and 14 December 2011 the 2<sup>nd</sup> Steering Committee meeting was held in Miskolc, Hungary including the involvement of the stakeholders and the project expert of the ESPON CU to discuss the progress of the project's implementation and to give feedback and guidance towards the Draft Final Report. The LP of the project gave a presentation at the ESPON Open Seminar on 21-22 June 2012 in Gödöllő, Hungary and at the ESPON Internal Seminar on 29-30 November in Krakow, Poland.

- **SMART-IST – Smart Institutions for Territorial Developments (Total budget: 345.803,00 €)**

This Targeted Analysis addresses the institutional factors explaining the efficiency of public institutions in designing and implementing successful territorial development strategies and policy in the framework of EU Cohesion Policy. The main objective is to develop a common methodology aiming at recognizing, assessing and enhancing institutional efficiency. This methodology will also support the identification of technical assistance (TA) measures to be adopted at central and regional government levels in order to strengthen the administrative capacity for the implementation of Cohesion Policy. In this regard, the identification of successful experiences or methods seen as a benchmark for other regions in Europe represents a relevant expected result of the analysis. The Targeted Analysis will mainly address selected territories of France and Italy. However, it will be extended to two additional case studies selected according to their relevance in relation to the goal of the Targeted Analysis (likely including one of the Member States having joined in 2004 or one of the current accession countries). The identification of the two additional case studies will be decided during the implementation phase in cooperation between the TPG and the stakeholders.

The stakeholders behind this Targeted Analysis are the following: Department for Development and Economic Cohesion of the Italian Ministry of Economic Development (Lead Stakeholder) and the Interministerial Delegation for the Development and Competitiveness of Territories (DATAR) of the French Government.

The project was kicked off on 11 February 2011 in Rome. The TPG delivered an Inception Report on 2 June 2011 which was not approved and was resubmitted on 8 September 2011. The Interim Report was submitted on 14 November 2011 and a resubmission was asked for 1 March 2012. The TPG also actively participated in the ESPON Open and Internal Seminars in Hungary and Poland presenting the progresses made with the implementation of the project.

- **ADES – Airports as drivers of economic success in peripheral regions (Total budget: 300.000,00 €)**

The aim of this Targeted Analysis is to analyse the role of regional airports in improving the accessibility and the economic development in European peripheral regions. It is expected to develop a common understanding of the opportunities and perspectives of airports for the economic development of peripheral regions (and their role for territorial development and cohesion). The stakeholders behind this project consider that the improvement of the framework conditions of peripheral or remote regions and in particular their accessibility is one of the means to promote long-term sustainable growth and to facilitate the processes of structural adjustment. Regional airports play an important role in this respect.

The kick-off meeting of this project took place on 20 April 2011 at the ESPON CU in Luxembourg. The Inception Report was delivered on 13 August 2011.

The ESPON CU hasn't managed to organise up to now any Steering Committee meeting involving the group of stakeholders, the TPG and the CU expert. Moreover, despite several requests and telephone contacts established by the CU with the LP and the Lead Stakeholder, it was not possible to receive the feedback on the Inception Report from any stakeholder. Considering this situation, the timetable included in the subsidy contract in relation to project deliveries needs to be revised. The CU will continue making efforts to overcome this situation and in particular to organise a Steering Committee meeting early 2012 in the LP institution.

- **AMCER – Advanced Monitoring and Co-ordination of EU R&D Policies at Regional Level (Total budget: 344.392,41€)**

This project aims to equip nine regional stakeholders with an accurate picture of their R&D systems, EU R&D Policy activity and its territorial impacts. This should provide these regional actors with the evidence needed to formulate and manage R&D policy more effectively. More broadly, the project will provide a harmonised methodology that other regions can use and suggest how data collection can be improved so that it contributes more effectively to the management of R&D policy and territorial cohesion initiatives.

The project kicked off at the ESPON CU in Esch-sur-Alzette on 22 March 2011. The LP delivered the Inception Report on 29 September 2011 after agreeing with the CU to delay reporting because of data issues over the summer period. The LP presented the project at the ESPON Internal Seminar on 29-30 November 2011 in Krakow, Poland.

Output Indicators	Initial Baseline	Final Target	Achievements				
			2007	2008	2009	2010	2011
Number and types of actions realised & number of small / medium / large actions	0	30	0	0	6	8	18
Number of stakeholder / user consultations realised	0	3	0	1	2	2	3

Number of stakeholders / users contacted <sup>4</sup>	0	300	0	164	305 <sup>5</sup>	305	441
Results Indicators	Initial Baseline	Final Target	Achievements				
			2007	2008	2009	2010	2011
Number of stakeholders directly involved in the implementations of the actions <sup>6</sup>	0	50	0	0	34	40 <sup>7</sup>	97
Number of themes, topics and experiments covered by actions realised	0	30	0	0	9	13	28
Number of types of specific territories covered by actions realised	0	20	0	0	9	10	10
Impact Indicators	Initial Baseline	Final Target	Achievements				
			2007	2008	2009	2010	2011
Degree of analytical support provided by targeted actions to a co-operative tackling of territorial development challenges	NP	NP	NP	NP	NP	NP	NP
Extent to which the outcomes of actions producing targeted analytical deliveries are cited in strategic publications at European, national and regional level	NP	NP	NP	NP	NP	NP	NP

**NI:** Not implemented: The indicator is implemented, but not for the specific year.

**NP:** Not applicable: The indicator does not apply. It will never be implemented.

**NA:** Not available: The indicator is implemented but you don't know the values yet for the specific year.

<sup>4</sup> The 'number of stakeholders/users' indicated in this row is referring to the number of stakeholder institutions participating in an EoI, including non-approved. In case stakeholder institutions are involved in several selected EoI, they are counted repeatedly.

<sup>5</sup> In the Annual Implementation Reports 2010 the amount of 133 stakeholders was indicated for the call of EoI in the year 2009, this was a calculation mistake which was corrected in this report.

<sup>6</sup> For this indicator the total number of stakeholder institutions involved in contracted Targeted Analyses projects is indicated. In case stakeholder institutions are involved in several selected EoI, they are counted repeatedly.

<sup>7</sup> In the Annual Implementation Report 2010 the amount of 41 stakeholders was indicated for the year 2010, this was a calculation mistake which was corrected.

## **Qualitative analysis**

The implementation of Targeted Analyses generally works very smoothly and there is a good cooperation between the LPs, the CU project experts and the stakeholders behind the projects.

Ensuring the involvement of MC members or national experts nominated by the latter in evaluation sessions of proposals often proves to be a challenging exercise. It usually requires several rounds of requests towards the MC by email, during MC meetings and via direct contact to individual people to get sufficient numbers of MC representatives together for evaluation committees. Due to these difficulties, the originally foreseen rotating principle, i.e. involving as far as possible different MC members/national experts, is not always fully possible to implement. It would greatly facilitate the preparation of these evaluations with more active MC support in that respect.

Finally, at evaluation sessions the assessment of the management related criteria has often been considered by evaluators to be rather difficult. For instance, they found it almost impossible to judge if the procedures related to ERDF requirements were transparent (i.e. 2<sup>nd</sup> Management related criteria) as they did not have sufficient knowledge about these ERDF requirements. It might therefore be worthwhile considering if this part of the evaluation should not be left to the financial experts at the CU who assess all proposals received on the basis of these criteria anyway on behalf of the MA.

### **3.2.2. Significant problems encountered and measures taken to overcome them**

The difficulties encountered in the Targeted Analysis EUROISLANDS during 2009 continued to persist throughout 2011 and required substantial dedication of the CU project expert to that project until the project's content closure in 2011 (more details can be found above under the project description).

Another Targeted Analysis, i.e. ADES, which was kicked off during 2011, has been facing difficulties in its implementation. Following the delivery of the project's Inception Report on 13 August 2011, the CU has, as usual, tried to obtain stakeholders' comments on the report. By the end of the reporting year, the CU still hasn't received any comments from the Lead Stakeholder, in spite of numerous contacts that have been made over the months. In addition, no Steering Committee meeting has taken place yet, which should normally also follow the delivery of a Targeted Analysis project report and which should be organised by the Lead Stakeholder. Given these delays, the project's timetable will inevitably have to be revised. The CU will during 2012 continue making efforts to overcome this situation and in particular to organise a Steering Committee meeting early 2012 in the LP institution.

## **3.3. Priority 3**

### **3.3.1. Achievement of targets and analysis of the progress**

#### **Information on the physical and financial progress of the priority**

At its meeting on 1-2 February 2011, the MC decided upon the selection of the TPG that should be implementing the ESPON Database Phase II project which was included in the 6<sup>th</sup> call for proposals closing on 19 October 2010 and that received only one proposal. Following this decision, the kick-off meeting for this project took place on 19 April 2011 in Esch-sur-Alzette. The meeting was attended by representatives of the LP,

the two CU project experts, the CU director and a financial expert from the CU. Further information on activities of this project during the year 2011 can be found further below in the section on the relevant projects.

The 8<sup>th</sup> call for proposals opened on 24 January 2011 and included the following project under Priority 3 with the respective budgets indicated:

<b>Calls for proposals on "Scientific Platform and Tools" under Priority 3</b>	<b>Available Budget</b>
EU Territorial Monitoring and Reporting System	598.000,00 €

The call closed on 21 March 2011. For the Priority 3 project included in this call 1 proposal was received. The evaluation of the proposal for the above mentioned project took place on 6 May 2011 in Brussels. The eligibility check of the proposal was running in parallel. The evaluation and eligibility procedure for proposals under Priority 3 is the same as presented under Priority 1.

Correctable omissions were launched for the one proposal. The correctable omissions procedure for the 9<sup>th</sup> call was just finalised in 2012 and will be reported in the Annual Implementation Report 2012.

The MC concluded on 23-24 June 2011 for the proposal submitted in the framework of the 8<sup>th</sup> ESPON call launched on 24 January 2011 under Priority 3 that:

- The proposal clearly failed to meet the eligibility criteria.

The 9<sup>th</sup> call for proposals opened on 24 August 2011 and included the following six projects under Priority 3 with the respective budgets indicated:

<b>Calls for proposals on "Scientific Platform and Tools" under Priority 3</b>	<b>Available Budget</b>
EU Territorial Monitoring and Reporting	598.000,00 €
ESPON Atlas on European Territorial Structures and Dynamics	150.000,00 €
Detecting Territorial Potential and Challenges	350.000,00 €
Territorial Evidence Packs for Structural Funds Programmes	500.000,00 €
ESPON Online Mapping Tool	150.000,00 €
Territorial Monitoring in a European Macro Region – A test for the Baltic Sea Region	360.000,00 €

The call closed on 20 October 2011. For the Priority 3 projects included in this call altogether 16 proposals were received. The evaluation of proposals for these projects took place on 15–17 November and 7–9 December 2011 in Brussels. All proposals that had been received by the CU by the deadline on 20 October 2011 were considered in the evaluation. The eligibility check of these proposals was running in parallel. Altogether 7



proposals were submitted to the Evaluation Committees for assessment. The individual breakdown of proposals received per project looked as follows:

EU Territorial Monitoring and Reporting	0
ESPON Atlas on European Territorial Structures and Dynamics	4
Detecting Territorial Potential and Challenges	2
Territorial Evidence Packs for Structural Funds Programmes	2
ESPON Online Mapping Tool	5
Territorial Monitoring in a European Macro Region – A test for the Baltic Sea Region	3

A final decision on the eligibility of the selected projects of the 9<sup>th</sup> ESPON call will be taken by the MC on 8 February 2012. Hence the results of this call will be presented in the Annual Implementation Report of 2012.

Under Priority 3 the following project progress can be presented for 2011:

### **1. ESPON Database 2013 Project**

#### **Phase I (Total Budget: 1.300.000,00 €)**

The ESPON Database 2013 Project aims at building a geo-referenced database system with data and information relevant for the ESPON projects and themes. The project has delivered their Final Report by February 2011. In addition to the report delivered the team has also produced technical reports on the various topics addressed by the project which can serve as base information for other ESPON projects under Priority 1 and 2. Finally, the projects has developed and updated the application developed to store ESPON data, the ESPON 2013 Database, which is available online on the ESPON website. Finally, some individual tools, such as the OLAP cube (that allows the integration of grid and statistical data) were developed in the framework of this project.

#### **Phase II (Total Budget: 1.300.000,00 €)**

The ESPON Database 2013 phase II project is considered as a follow up of the project ‘ESPON Database phase I’ and aims at further designing, structuring and building the ESPON 2013 Database. The project has delivered its Inception Report on 22 July 2011 and a resubmission was requested by the ESPON CU by 1 February 2012. The project organized meeting on the ESPON 2013 Database on 20 June 2011 in Hungary, back to back with the ESPON Open seminar. This meeting aimed to support the partnership and collaboration between the ESPON projects and the ESPON Database project. The project also organized a workshop session at the ESPON seminar in Krakow on 30 November 2011 providing all other ESPON projects with information on how the ESPON database can be used and how data gained by the projects can be properly integrated. The deliveries of this project and the research activities developed were considered of high quality but the ESPON CU and the MC considered it important and urgent to urge the TPG to enhance the practical usefulness and user friendliness of the ESPON Database for policy makers and practitioners.

## **2. Territorial Indicators / Indices and Tools**

### **2a. Territorial Indicators (Total budget: 396.400,00 €)**

The project 'INTERCO – Indicators on Territorial Cohesion' aims at developing a set of indicators and indices that could be used to support policy makers in measuring and monitoring territorial cohesion related to European territorial development. The project has delivered their Interim Report in March 2011 and their Draft Final Report in December 2011.

The project organised three workshops in 2011. The first workshop took place on 14 January 2011 and aimed to discuss, with various types of policy makers, the different storylines about territorial cohesion with regard to their policy relevance. The second workshop was held at the MC meeting of 23-24 June 2011 and aimed to discuss with the MC members the approach applied by the team for the selection of territorial cohesion indicators and the selection resulting from it. As a follow up of this workshop an additional meeting with MC members interested was organized in Geneva with the help of the MC Switzerland on 7 September 2011 to help bring the project one step further towards results acceptable for policy makers. Finally, a third workshop, an ESPON workshop, was co-organised which took place on 20 October 2011 and addressed the selection of indicators, their use and the next steps. The Final Report is expected end of February 2012.

### **2b. Tools**

#### **2b. Tools - 2009 (MA-led project 3.2b-2009) (Total Budget: 225.000,00 €)**

##### **HyperAtlas Update (Budget: 75.000,00 €)**

This action aims at further developing the ESPON HyperAtlas tool which has been initially elaborated for ESPON 2006. The HyperAtlas makes it possible to analyse and visualise spatial phenomena taking into account three different levels: European, medium and local. This tool will be updated by implementing the following new functionalities: (1) a web-version of the ESPON HyperAtlas, (2) a time dimension, (3) extension of "area and zoning", (4) new contexts for deviation, (5) integration of spatial economic analysis methods, (6) a data integration tool, (7) new and updated HYP-files and (8) a survey on future improvements. The service provider provided a final delivery on 28 February 2011 which did not include all functionalities requested. The service provider resubmitted their final delivery on 15 April 2011 which has been approved by 3 May 2011. The HyperAtlas is now integrated in the ESPON website and available for the general public. With this, the service is now finalised.

##### **Data Navigator Update (Budget: 75.000,00 €)**

This action aims to update the existing ESPON Data Navigator in order to support the search for relevant territorial data sources on statistics across Europe in an enlarged EU and, in particular, to ensure the full coverage of all countries participating in the ESPON 2013 Programme, including Iceland and Liechtenstein. New inventories shall be also compiled for Croatia and FYR Macedonia. In addition, inventories for other EU Candidate countries and other Balkan countries shall be updated. In 2011 the Terms of Reference has been drafted and a call for tender has been opened on 11 November 2011 which closed on 4 January 2012.

### **Cartographic Language (Budget: 75.000,00 €)**

This action aims at developing a modern cartographic language for European territorial science. In order to capitalise on the various examples and cases developed at project level within ESPON 2013 projects the project has been rescheduled and is foreseen to deliver its result the third trimester of 2012.

### **2b. Tools - 2010 (MA-led project 3.2b-2010) (Total Budget: 300.000,00 €)**

#### **Online MapFinder (Budget: 50.000,00 €)**

This action aims to present maps resulting from ESPON projects in an intuitive, logical, hierarchical and friendly way for policy makers, scientists, practitioners and the interested public. This action has been split in two parts: an IT part (budget 15.000 €) and a content part (budget 35.000 €). A Terms of Reference for the IT part of this action has been published in April 2011, a service provider has been selected and the work has been carried out. An overview of the functionalities and a prototype has been delivered on 17 October 2011 and a draft version of the tool on 13 December 2011. The final version will be delivered in February 2012. For the content part of the Online MapFinder, the maps, the Terms of Reference has been drafted and a call for tender has been opened on 11 November 2011 (closure on 4 January 2012).

### **2b. Tools - 2011-2014 (MA-led project 3.2b-2011-2014) (Total Budget: 342.000,00 €)**

This MA-led project is one of the activities related to the Scientific Platform of the ESPON Programme and that will contribute to the capitalisation of the results and outcomes produced within ESPON. The project will indicatively result in six additional actions, developing tools to support the use of ESPON results for policy, strategy and planning by different user groups. The first three actions for tools that have been decided by the MC in their meeting on 1-2 December 2011 include: (1) Improve the usefulness of the ESPON HyperAtlas for European regions, (2) TIA web application using the ARTS methodology and (3) Online training platform with sessions focused on a specific topics. Two actions are planned to be started in 2012 and the remaining actions are planned for 2013.

### **3. Territorial Monitoring System and Reports (Total Budget: 600.000,00 €)**

The monitoring project aims to develop a system for European Territorial Monitoring and Reporting that is capable of continuous assessment of territorial development trends and policy impacts in relation to policy objectives related to Territorial Cohesion, EU2020, EU Cohesion Policy Strategy and Territorial Agenda of the EU. This ESPON project has been included in the 8<sup>th</sup> call for proposals closing on 21 March 2011. For this project one proposal was received that was declared ineligible. Therefore the project has been included in the 9<sup>th</sup> call for proposals closing on 20 October 2011. In this call no proposals were received for this project. Therefore the Project Specification has been discussed in the MC meeting of 1-2 December 2011 and has been adjusted integrating as much as possible the MC comments received and focusing on a more practical oriented delivery of a European Territorial Monitoring System that can deliver regular statistical information on territorial trends. The project will be re-launched in the 10<sup>th</sup> call for proposals in 2012.

#### **4. Targeted Actions for Update of Indicators and Maps**

##### **4. Map Updates - 2009 (MA-led project 3.4-2009) (Total Budget: 58.000,00 €)**

###### **Update of Economic Lisbon Indicators Map (Budget: 20.000,00 €)**

This action was closed in 2010.

###### **Update of Telecommunication and IT-Roll-Out Map (Budget: 15.000,00 €)**

This action aims at updating the map 'Telecommunication and IT-rollout' of the ESPON 2006 Programme based on recent data available. The services requested cover data collection, map updating / recreation and territorial dynamics / trends analysis. The service provider has delivered a Final Report, including maps and data, on 30 November 2010. The deliveries did not cover all points mentioned in the Terms of Reference. Therefore the service provider was requested to submit a revised version of the deliveries by 25 February 2011. The revised version of the deliveries were received in March 2011 and approved. The results have been used for the Territorial Observation no. 4 on 'Territorial Dynamics in Europe: Trends in Internet Roll-out'. The action has been closed in 2011.

###### **Update of creative Workforce as Bearer of Innovation Map (Budget: 23.000,00 €)**

The project aims at updating the map 'Cultural and creative professions and GDP per capita' of the ESPON 2006 Programme based on recent data available. The services requested covered data collection, map updating / recreation and territorial dynamics / trends analysis. In 2011 the Terms of Reference for this update has been drafted and a call for tender has been opened on 11 April 2011 which closed on 29 April 2011. One offer had been received, evaluated and awarded. The service provider has delivered a final report, including maps and data, in October 2011. The service provider also provided useful information to be included in the ESPON Territorial Observation no.5 about European regions that successfully managed to explore the creative workforce as a territorial capital and a development opportunity. This action has been closed in November 2011.

##### **4. Map Updates – 2011-2014 (MA-led project 3.4-2011-2014) (Total Budget: 369.000,00 €)**

###### **Update of Maps and Related Data on Natural Hazards (Budget: 75.000,00 €)**

The ESPON MC approved on 30 September 2010 to update the map 'Aggregated Natural Hazards' as well as underlying indicators as presented in the Final Report of the ESPON 2006 Project 1.3.1 'Spatial Effects of Natural and Technological Hazards'. Considering the methodological complexity of this issue this update will be implemented by bundling the following three actions in one service contract: (1) update of the aggregated natural hazards map (Map 16); (2) update of the integrated vulnerability map (Map 19) and (3) update of the aggregated natural risk map (Map 20). In 2011 the Terms of Reference for this update has been drafted and a call for tender will be opened early 2012.

Output Indicators	Initial Baseline	Final Target	Achievements				
			2007	2008	2009	2010	2011
Number of actions realised	0	20	0	2	6	8 <sup>8</sup>	11
Number of new, updated and improved tools, models, methodologies developed	0	15	0	0	1 <sup>9</sup>	1	2
Number of territorial indicators defined	0	10	0	0	0	0	0
Number of periodic territorial monitoring reports published	0	3	0	0	0	0	0
Results Indicators <sup>10</sup>	Initial Baseline	Final Target	Achievements				
			2007	2008	2009	2010	2011
Number of downloads for support of data and tools (from the ESPON website) and geographical spread of users	0	2000	0	208.483	459.938	695.010	1.008.179
Number of downloads for territorial monitoring reports (from the ESPON website) and geographical spread of users	0	500	0	208.483	459.938	695.010	1.008.179
Impact Indicators	Initial Baseline	Final Target	Achievements				
			2007	2008	2009	2010	2011
Degree of usefulness (expressed for the different Scientific Platform components) in the context of ESPON applied research actions and policy development processes (with levels: high, medium, low).	NP	NP	NP	NP	NP	NP	NP

<sup>8</sup> In the previous Annual Implementation Report 2010 the number of 9 ‘actions realised’ was indicated for the year 2010, this was a calculation mistake which was corrected in this report.

<sup>9</sup> In the previous Annual Implementation Reports 2010 the number of 2 ‘new, updated and improved tools, models, methodologies developed’ was indicated, this was a mistake which was corrected.

<sup>10</sup> Since the ESPON CU does not have the specific data for the number of downloads of data and tools / territorial monitoring reports, the figure presented refers to the total number of website hits.

Number of ESPON-external documents making reference to ESPON data, tools or reproducing ESPON maps	0	100	0	4	13	22	27 <sup>11</sup>
--	---	-----	---	---	----	----	------------------

**NI:** Not implemented: The indicator is implemented, but not for the specific year.

**NP:** Not applicable: The indicator does not apply. It will never be implemented.

**NA:** Not available: The indicator is implemented but you don't know the values yet for the specific year.

### Qualitative analysis

The implementation of projects within Priority 3 generally works as envisaged and there is a good cooperation between the LPs and the CU project experts. However, the system of external experts (SBs) is not implemented for Priority 3 projects and the general feeling, from the CU project experts and the TPGs, is that feedback, sound advice and guidance of external experts could give an added value to the implementation of the projects.

The number of activities carried out under this Priority is catching up compared to last year due to the availability of sufficient staff resources in the ESPON CU during 2011. The results obtained within the different projects and services mentioned above were considered of high quality and cover the requested services included in the contractual obligations. In particular it ensures continuity and comparison with the work done within ESPON 2006 on the different topics and provides a solid basis for the continuation of the ESPON analysis and activities in supporting policy related to European territorial development. The different projects and services were developed with great engagement and in reliable ways.

#### 3.3.2. Significant problems encountered and measures taken to overcome them

For the project Territorial Monitoring System and Reports, included in two calls for proposals, it has still not been possible to select a proposal. Therefore the Project Specification has been discussed with the MC and subsequently adjusted. The revised version of the Project Specification is giving more relevance to the practical side of this project in order to make it more oriented towards policy makers and practitioners. Moreover, the new timetable allows for a better use and integration of the results from the ESPON INTERCO and ESPON Database Phase II projects. The project will be re-launched in the 10<sup>th</sup> call for proposals in April 2012.

<sup>11</sup> At least the following external documents / publications have been received during 2011. Many more documents are relevant however it is impossible to ensure that the ESPON CU receives all despite asking so:

- Comparative study on the visions and options for Cohesion Policy after 2013
- De la gouvernance à la gouvernance territoriale: enjeu de l'européanisation de l'aménagement du territoire. Réflexions à partir d'une recherche dans le cadre de l'Observatoire en réseau de l'aménagement du territoire européen (ORATE)
- Handbuch Technischer Lawinenschutz
- How to strengthen the territorial dimension of 'Europe 2020' and the EU Cohesion Policy – Report based on the Territorial Agenda 2020
- Koncepcja Przestrzennego Zagospodarowania Kraju 2030

### **3.4. Priority 4**

#### **3.4.1. Achievement of targets and analysis of the progress**

##### **Framework provisions and conditions**

The frame service contracts that went into effect in 2010 were also running throughout 2011. This included contracts with service providers concerning “Corporate ID and Layout” and “Printing” (4.1a), “Capitalisation Strategy and Media Bureau” (4.1b), and “ESPON Website” (4.1c). These service contracts will end during 2012 and early 2013. Further information on the activities of these projects during 2011 can be found below in the section on the project. In order to provide a new framework for the remaining envisaged activities within the ESPON 2013 Programme, the ESPON MC approved a number of strategic actions during 2011.

At its meeting on 23 September 2011 the MC approved the strategic ‘MA-led project 4.1a Publications and Design 2011-2014’. This project is in turn based on the detailed Publication Plan, which was approved by the MC in 23-24 June 2011. The publications envisaged in these documents will include a wide range of products that are divided into three main categories:

- ESPON Programme Publications consist of the major publications that are specifically mentioned in the ESPON 2013 Programme documents: ESPON Synthesis Report, ESPON Scientific Reports, ESPON Territorial Observations and ESPON Territorial Monitoring Reports.
- ESPON project-related publications: ESPON Atlas 2013, Territorial Impact Assessment, Scenarios on Territorial Development, Indicators/Atlas on EU 2020 Strategy, Territorial Evidence for Structural Fund Programming and Best Practices Handbook for Territorial Governance.
- Supporting ESPON Publications and Collaterals consist of a high number of various publications and printed products/collaterals related to ESPON activities and events as well as promotional material and compilations of overviews of the progress of the ESPON Programme. This category includes, for example ESPON Seminar Reports, Policy Briefs and Factsheets, ESPON Posters, Map of the Month, and articles and presentation materials.

In order to achieve the high number of publications envisaged, it has been considered necessary to involve external expertise within the framework of a service contract. The service provider should be able to provide a pool of own in-house and/or sub-contracted expertise that can be activated by the CU upon request and deliver writing and editorial services as well as being capable of handling data and mapping. The external expertise will be involved to various degrees in the drafting of the publications, which will be carried out in close collaboration with the ESPON layout and design service provider.

##### **Information on the physical and financial progress of the priority**

A Terms of Reference was prepared late 2011 and early 2012 by the CU in cooperation with the MA, and a call for tender was launched in April 2012. The first publications the contracted service provider will be involved in are the Territorial Observation no. 7 planned for publication towards the end of 2012 and the second Synthesis Report as well as the second Scientific Report planned for publication in the first half of 2013.

Within the same strategic MA-led project 4.1a, the drafting of a Terms of Reference was initiated late 2011 for a new service contract concerning ‘Corporate ID and Layout’, as the running contract with BeeMedia ends in April 2012. A call for tender is planned for spring 2012.

Regarding the MA-led project 4.1c ‘Media and Publications – Website’, the running contract (since 2008) will end in April 2012. A call for tender was launched in November 2011 and the implementation of the new service contract is expected to start 1 April 2012, which will include the further development, adaptation and hosting of the current ESPON website from 2012 till 2014 and all relevant IT tools and technical support, including the hosting of the various tools developed in the framework and for the ESPON programme.

The Transnational Networking Activity projects under Priority 4 that were approved by the MC in September (SCALES) and in November (ESPONTrain) 2010 were both kicked-off with the participating European Contact Points (ECP) in the beginning of 2011 and are reported below.

*Kick-off meetings Priority 4 Transnational Networking Activities*

Project	Date of kick-off meeting	Location
SCALES - Breakdown and capitalisation of ESPON results on different scales	20 January 2011	Esch-sur-Alzette
ESPONTrain - Establishment of a transnational ESPON training programme to stimulate interest in EPON 2013 knowledge	28 January 2011	Esch-sur-Alzette

In addition, a third call for TNA project proposals was launched in August 2011 as part of the 9<sup>th</sup> ESPON call for proposals.

The eligibility procedure for proposals under Priority 4 is the same as presented under Priority 1. The eligibility checks are performed by the ESPON CU on behalf of the MA. The eligibility checks involve the confirmation of the legal status and the validity of the nominations of the involved ECP institutions. Also the Management and Capability check are implemented in the same way as presented under Priority 1.

A final decision on the eligibility of the selected projects of that ESPON call was taken by the MC on 8 February 2012. Therefore these projects will be further reported upon in the Annual Implementation Report 2012.

In addition to the above-mentioned projects that were kicked-off, the following projects were ongoing under Priority 4 in 2011:



## **1. Media and Publications**

### **1a. Publication and Design 2008 – (MA-led project 4.1a-2008) (Total Budget: 520.000,00 €)**

#### **Publications/Experts (Budget: 70.000,00 €)**

##### Territorial Observation No. 4

Territorial Observation No. 4 'Trends in Internet Roll-Out' was published in May 2011 and provides concise and comparable information on territorial trends related to the Internet and its roll-out in Europe, its regions and cities. The findings and conclusions showed among else that the EU is still among the world leaders of Internet usage, but main parts of Asia, Russia and Africa are catching up. A widespread and rapid increase in Internet usage is occurring across European regions, but a small group of regions in South-Eastern Europe seems not to share in the rise in Internet usage, indicating a need for targeted policy stimuli. Specific types of regions appear to have a lower level of Internet infrastructure than more urbanised parts of the EU. However, over the last three years most of the European regions, irrespective if they are metropolitan, urban, rural, mountainous, coastal, border or sparsely populated, have experienced an expansion of their Internet infrastructure.

The publication was prepared in-house by the CU. Layout and printing was done by the respective contracted service providers (see below).

##### Territorial Observation No. 5

Territorial Observation No. 5 'The Creative Workforce' was published in November 2011 and highlights the increased importance of the creative workforce and industries in Europe. The report shows that there is a strong association between GDP per capita and levels of creative occupations, and that economically successful regions tend to have high levels of creative workers among their active population. Regional hotspots/concentrations of the creative workforce are mainly the capital and metropolitan regions located in Central and Northern Europe, but countries strongly increasing their creative workforces, as a share of the total workforce, are mostly to be found in Eastern Europe. Also more peripheral regions appear to be enhancing their competitiveness with significant increases in their creative workforce. The fact that some less economically strong regions are experiencing simultaneous growth in GDP and employment in the creative workforce indicates that creative occupations can contribute to better territorial balance and cohesion.

The publication was prepared in co-operation between the CU and the LP of the ATTREG project in-house. Layout and printing was done by the respective contracted service providers (see below).

##### Project Overview

A Project Overview covering ongoing projects of Applied Research, Targeted Analyses, major Tools and TNA was published in November, which in an easy and accessible way presents basic information about all currently running projects on one individual page per project. The Project Overview was distributed during the ESPON week in Krakow, Poland 28 November to 2 December 2011.

### ESPON Posters

In April 2011, 15 ESPON Posters were developed presenting maps and key findings from ESPON projects. The posters were displayed at the High Level Conference in May 2011 and at the ESPON Seminar in Hungary in June 2011.

### **ESPON Corporate Identity and Lay-Out (Budget: 250.000,00)**

A service contract was signed in 2009 with BeeMedia, Vienna, Austria, as graphic service provider for the ESPON 2013 Programme, which will last until end of April 2012. Following the requirements expressed by the ESPON CU during 2011, the following four Requests of Service were carried out based on the ESPON Corporate Identity manual:

- Territorial Observation No. 4
- Territorial Observation No. 5
- Templates and layout for the a reduced Project Overview
- Template and layout for ESPON Posters based on maps presenting maps and key findings from ESPON projects.

All were delivered in time by the service provider.

### **Printing (Budget: 150.000,00 €)**

Based on the frame contract for 'printing' awarded in December 2009, the CU has worked closely with the service provider throughout the period on a variety of demanding printing activities involving different materials and publications. This includes finishing, printing and delivering of (indicating number copies):

### ESPON Publication Series

- ESPON Territorial Observations 4. Copies: 4.000
- ESPON Territorial Observations 5. Copies: 4,000
- Project Overview. Copies: 1.000

### ESPON print material and collaterals

- Programme Info Day 10 Feb 11. Copies: 200
- Application Packages Priority 1, Priority 2, Priority 3. Copies: 165 each priority
- Corporate Folders. Copies: 2.500
- Programme Conference 11 May 11. Copies: 150
- Maps / Posters. Copies: 1.500
- Programme WS 24 May 11. Copies: 50
- Programme OS June 11. Copies: 300
- Programme Info Day 13 Sept 11. Copies: 330
- Application Packages Priority 1, Priority 2, Priority 3, Priority 4. Copies: 100, 100, 100, 50
- Event programme WS 20 October 2011. Copies: 50
- Event Programme Seminar 29 November 11. Copies: 250
- Memos-Notes. Copies: 2.000

### **Sending (Budget 20.000,00 €)**

When appropriate, sending has been carried directly by the service provider for 'printing', including the ESPON Synthesis Report, to 33 destinations in 31 countries and to the Inforegio Service EC DG Regio Brussels. However quite a large part of the

‘sending’ has been taken care of in-house by the CU, either as direct sending or by using postal services.

**1b. Capitalisation Strategy and Media Bureau – 2009 (MA led project 4.1b-2009)  
(Total budget: 400.000,00 €)**

Communicating with the outside world is a key part of ESPON’s capitalisation strategy to deliver facts and evidence on territorial development in Europe and build relevant actors’ confidence in the ESPON results.

In 2011 ESPON’s capitalisation activities continued to be guided by the objectives of increasing the visibility and understanding of ESPON’s work by taking into account changes in the communications landscape, growth in ESPON’s output (a number of project reached the stage of delivering the Final Report and new publications were released), and developments in the ESPON’s external relationships and networks.

The ESPON activities received wide coverage across Europe, with several articles published on websites and publications.

In terms of visibility the following activities are of relevance:

- Campaign promoting the Final Report of ReRisk Applied Research project in January – April 2011





As the topic “Energy” kept the EU agenda busy in 2011, the CU implemented a campaign aimed at promoting widely the evidence from the ReRisk project. The campaign included, among others, the publication at the ESPON website, an article in the ESPON Newsletter, an announcement at the ESPON social media tools, an article at the EC DG Regio website, an article on the European Parliament Newsletter (REGIO Committee), a direct mailing campaign towards specific target groups (Key stakeholders and European and Scientific associations, Regions and Cities - Offices in Brussels, EC Representations to MS, Europe Direct Information Centres, European Territorial Associations, Managing Authorities of European Programmes, INFORM network of Communication officer of all EU funded programmes, EU Delegations, Representations and Missions of Member and Partner States to the EU).

In addition and due to the importance of the topic covered by the project, as part of the campaign, the CU launched a new tool called ‘Focus On’ aimed at delivering to all stakeholders, including the public at large and the press, effective, consistent, and timely information based on the analyses and scientific expertise of ESPON’s projects as well as both policy makers and scientists point of view. The CU invited the ReRisk LP and MC Members to be interviewed. Speaking to the CU, policy makers / MC Members emphasised the ways they can make use of the findings from the ReRisk project while scientists (LP) highlighted evidence and scenarios on the impact of rising energy prices.

‘Focus on Energy’ has been published at the ESPON website (section press) and widely disseminated. Among others channels used to disseminate the ‘Focus On’, the following have been implemented: Direct e-mailing campaign to the press (about 500 contacts), ESPON social media tools, announcement published at the EC Inforegio website (the news has been translated in DE-ES-FR-IT-PL), distribution of printed copies at the ESPON High Level Conference on 11 May and the workshop on Land Use on 24 May 2011, announcement included in

REGINEWS and the newsletter of the European Parliament - Committee on Regional Development.

As results of the campaign and monitoring, the following outputs can be mentioned:

<p><b>Republic of Slovenia</b></p> <p>Objective 3 Territorial Cooperation (Programmes of transnational cooperation 2007-2013).</p> <p><a href="http://www.cilj3.mop.gov.si/index.php?id=8&amp;lang=sl&amp;record=605&amp;PHPSESSID=82f924">http://www.cilj3.mop.gov.si/index.php?id=8&amp;lang=sl&amp;record=605&amp;PHPSESSID=82f924</a></p>	
<p><b>Spain</b></p> <p>Centro de Documentación Europea de la Universitat de València</p> <p><a href="http://cde.uv.es/documents/menudocuinterm/item/5578-informe-regiones-en-riesgo-de-pobreza-energ%C3%A9tica.html">http://cde.uv.es/documents/menudocuinterm/item/5578-informe-regiones-en-riesgo-de-pobreza-energ%C3%A9tica.html</a></p>	
<p><b>Slovakia</b></p> <p>URBION, Institute of Urban and Regional Planning</p> <p><a href="http://www.urbion.sk/ww2/?p=102">http://www.urbion.sk/ww2/?p=102</a></p>	
<p><b>Norway</b></p> <p>West Norway Region</p> <p><a href="http://www.west-norway.no/">http://www.west-norway.no/</a></p>	

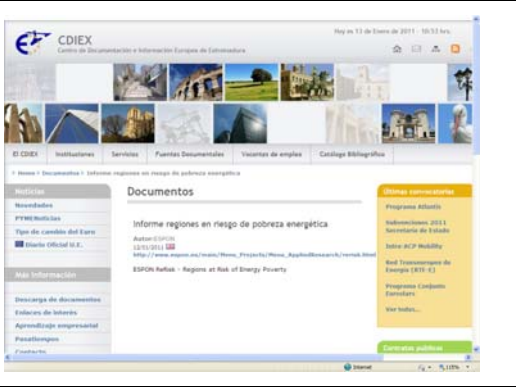
**Hungary**  
 ESPON National Contact Point  
<http://www.espon.hu/hirek.html>



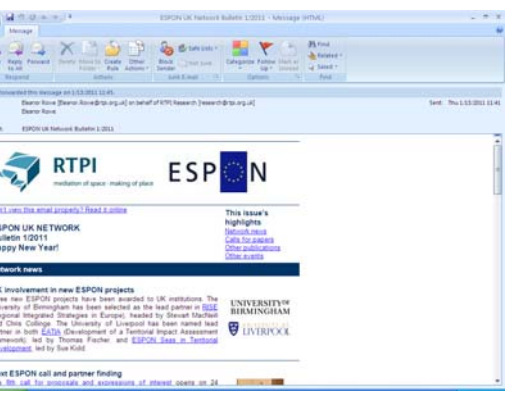
**Slovakia**  
 Civic Association registered with the Ministry of Interior  
<http://www.uzemneplany.sk/clanok/espon-rerisk-regiony-ohrozene-energetickou-chudobou>



**Spain**  
 Centro de Documentación e Información Europea de Extremadura  
<http://www.cdiex.org/>



**UK**  
 ESPON National Contact Point  
 Bulletin  
<http://www.rtpi.org.uk/item/4318&ap=1>



## Poland

Information portal under the Education and Accreditation Program European Advisor © KFE, it focuses on key EU issues.

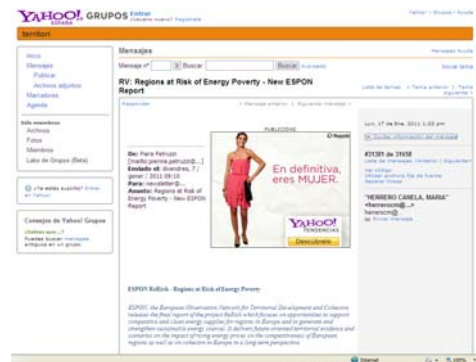
<http://www.eurofunds.org/>



## Spain

Blog on territorial topics

<http://es.groups.yahoo.com/group/territori/message/31381>



## Pan European

ESPON Interstrat Project

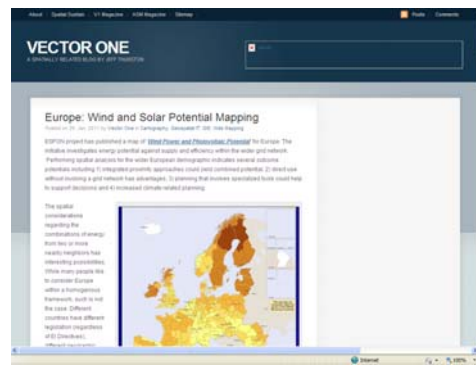
<http://www.espon-interstrat.eu/>




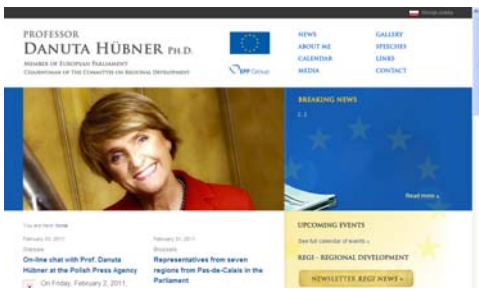




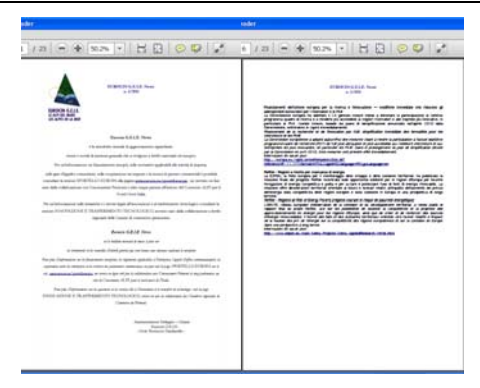

## Pan-European

Blog on spatial planning





<http://www.vector1media.com/vectorone/?p=7226>







<p><b>Spain</b></p> <p>Barcelona municipality</p> <p><a href="http://www.diba.cat/butlletins/detall.asp?id=16499">http://www.diba.cat/butlletins/detall.asp?id=16499</a></p>	
<p><b>Italy</b></p> <p>Business Innovation Center</p> <p><a href="http://www.biconline.it/?page=news&amp;id=2280">http://www.biconline.it/?page=news&amp;id=2280</a></p>	
<p><b>Spain</b></p> <p>Europe Direct Center Gobierno de Canaria</p> <p><a href="http://www2.gobiernodecanarias.org/hacienda/viceconomia/europe_direct/campanas.jsp">http://www2.gobiernodecanarias.org/hacienda/viceconomia/europe_direct/campanas.jsp</a></p>	
<p><b>European</b></p> <p>EP Danuta Hubner Website</p> <p><a href="http://danuta-hubner.pl/en/">http://danuta-hubner.pl/en/</a></p>	

	
<p><b>France</b></p> <p>ESPON National Contact Point UMS RIATE</p> <p><a href="http://www.ums-riate.fr/thematiquesencours.html">http://www.ums-riate.fr/thematiquesencours.html</a></p>	
<p><b>Italy</b></p> <p>EEN (Enterprises Europe Network) newsletter</p> <p><a href="http://www.eurocin.eu/sportelloeuropa">http://www.eurocin.eu/sportelloeuropa</a></p>	
<p><b>Spain</b></p> <p>Consultancy firm, specialising in the provision of advisory services to the public sector.</p> <p>Boletín de Información Europea de D'ALEPH</p> <p><a href="http://www.daleph.com/">http://www.daleph.com/</a></p>	



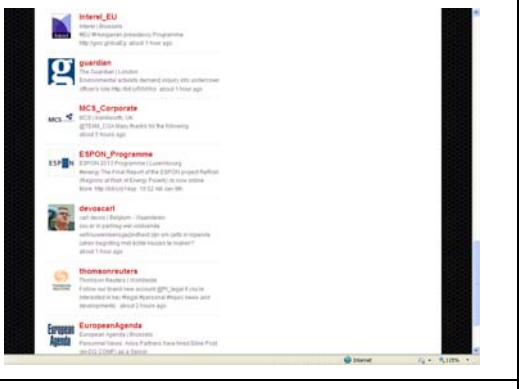
	 <p>La "Comenius" europea ha adoptado "nuevas medidas" para hacer "más atractiva" y participación en el Séptimo Programa Marco de Investigación para los mejores investigadores... las empresas más innovadoras, especialmente las pequeñas y medianas empresas (PYMEs). Estas medidas, que se basan en el plan de simplificación presentado por la Comisión en abril de 2010, surtirán efecto inmediatamente. La noticia: <a href="http://ec.europa.eu/comm/press/pr/comenius_11_10.htm">http://ec.europa.eu/comm/press/pr/comenius_11_10.htm</a></p> <p>La evaluación: <a href="http://ec.europa.eu/comm/press/pr/comenius_11_10.htm">http://ec.europa.eu/comm/press/pr/comenius_11_10.htm</a></p> <ul style="list-style-type: none"> <li>• Todas las ciudades europeas se han visto afectadas de una u otra manera por la crisis que se ha cernido sobre Europa en 2009 y 2010. La red URBACT, concebida para el intercambio de experiencias entre las ciudades europeas, acaba de publicar un estudio a este respecto. El informe incluye los resultados de un sondeo efectuado entre las ciudades miembro de esta red y presenta una serie de estudios de caso en los que se analizan las iniciativas desarrolladas por ciertas ciudades en respuesta a la crisis. La publicación: <a href="http://urbact.eu/fileadmin/genera_library/Crise_urbact_16-11_web.pdf">http://urbact.eu/fileadmin/genera_library/Crise_urbact_16-11_web.pdf</a></li> <li>• ESPON, la Red de observación en materia de desarrollo y cohesión territorial a nivel europeo, acaba de publicar el Informe final del proyecto ReAct, que se centra en las oportunidades existentes para apoyar un suministro de energía competitivo y limpio para las regiones europeas, así como para generar fuentes de energía sostenible y fomentar su uso. El informe incluye datos territoriales y escenarios de futuro sobre el impacto que el aumento de los precios de la energía puede tener sobre la competitividad de las regiones y la cohesión europea a largo plazo. El informe: <a href="http://ec.europa.eu/comm/press/pr/espont_react_16-11.htm">http://ec.europa.eu/comm/press/pr/espont_react_16-11.htm</a></li> <li>• Ya está disponible el último número de Panorama, la revista de política regional de la Comisión Europea. Entre los contenidos de este número destacan: "Información y ejemplos sobre la manera en que la política regional sustenta a la estrategia Europa 2020 para generar crecimiento y empleo"; "El impacto de la política regional y las opciones para el futuro"; "Ayudar a las regiones menos aventajadas a recuperar terreno"; "Más allá del PIB: nuevas formas de medir el progreso económico y social". También incluye un cuestionario que permite comprobar el conocimiento de la política regional de la UE. La publicación: <a href="http://ec.europa.eu/regional_policy/sources/docgener/panorama/pdf/mag36/mag36_es.pdf">http://ec.europa.eu/regional_policy/sources/docgener/panorama/pdf/mag36/mag36_es.pdf</a></li> </ul>
<p><b>Spain</b> Europe Direct Baleares <a href="http://www.documentacioce.eu/documents.php?id=9">http://www.documentacioce.eu/documents.php?id=9</a></p>	 <p>Desarrollo Urbano Desarrollo Urbano Desarrollo Urbano</p> <p>Estrategia de Energía Estrategia de Energía Estrategia de Energía</p> <p>Proyecto ReAct Proyecto ReAct Proyecto ReAct</p> <p>Comunicación Comunicación Comunicación</p> <p>Revisión de la política regional Revisión de la política regional Revisión de la política regional</p> <p>Revisión de la política regional Revisión de la política regional Revisión de la política regional</p>
<p><b>Spain</b> University of Valencia-Facebook <a href="http://www.facebook.com/permalink.php?story_fbid=193030270707718&amp;id=147255775285168">http://www.facebook.com/permalink.php?story_fbid=193030270707718&amp;id=147255775285168</a></p>	 <p>facebook</p> <p>Sign in Facebook helps you connect and share with the people in your life.</p> <p>Centre de Documentació Europea de la Universitat de València Profile</p> <p><b>Centre de Documentació Europea de la Universitat de València</b></p> <p>Informe europeo en materia de política energética El informe europeo en materia de política energética (2010), del European Observation Network for Territorial Development and Cohesion, muestra los resultados de un sondeo efectuado entre las ciudades miembro de esta red y presenta una serie de estudios de caso en los que se analizan las iniciativas desarrolladas por ciertas ciudades en respuesta a la crisis. La noticia: <a href="http://ec.europa.eu/comm/press/pr/comenius_11_10.htm">http://ec.europa.eu/comm/press/pr/comenius_11_10.htm</a></p> <p>Informe de la política regional Informe de la política regional Informe de la política regional</p>
<p><b>Spain</b> Gobierno Vasco <a href="http://www.irekia.euskadi.net/">http://www.irekia.euskadi.net/</a></p>	 <p>Gobierno Vasco.pdf - Adobe Reader</p> <p>ecoEuskadi 2020 Euskadiko Carapen Jaasangerrako Estrategia</p> <p><b>2030eko egoerak</b> Euskadin izango dituen ondorioen gakoak</p> <p>2010eko urtarria</p>

<p><b>Spain</b></p> <p>ICAIB (Bar Association)</p> <p><a href="http://www.icaib.org/">www.icaib.org/</a></p>	
<p><b>Pan-European</b></p> <p>Blog on spatial planning, landscape and environment</p> <p><a href="http://idomingop.wordpress.com/2011/01/19/erisk-%E2%80%93-93-regions-at-risk-of-energy-poverty/">http://idomingop.wordpress.com/2011/01/19/erisk-%E2%80%93-93-regions-at-risk-of-energy-poverty/</a></p>	
<p><a href="http://www.clud.es/clud.espon.2136762">http://www.clud.es/clud.espon.2136762</a></p>	
<p><b>Latvia</b></p> <p>State Regional Development Agency</p> <p><a href="http://www.vraa.gov.lv/lv/starptautiska_s_adarbiba/espon_contact/ESPressON/">http://www.vraa.gov.lv/lv/starptautiska_s_adarbiba/espon_contact/ESPressON/</a></p>	

**Twitter**  
 idomingop  
<http://twitter.com/idomingop>



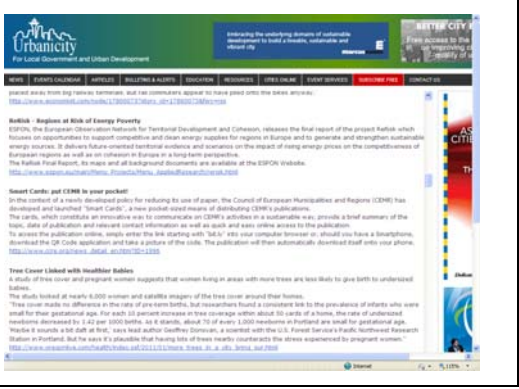
**Twitter**  
 Tw4caneurope  
<http://twitter.com/TW4CANEUROPE/eu-news/members>


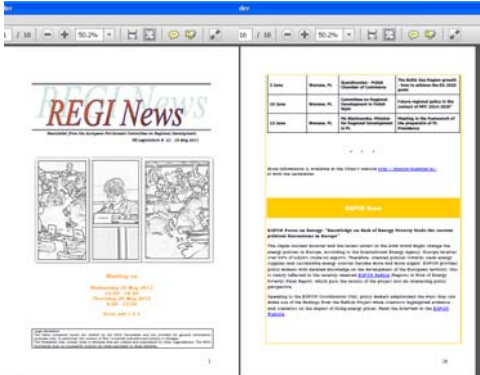


**Estonia**  
 University of Tartu  
<http://www.lote.ut.ee/geo/Teadus/ESPO>  
 N



**Pan-European**  
 Urbanicity  
<http://www.urbanicity.org/Site/News/January11.aspx>



<p><b>EU</b></p> <p>Inforegio Website</p> <p><a href="http://ec.europa.eu/regional_policy/index_en.cfm">http://ec.europa.eu/regional_policy/index_en.cfm</a></p>	
<p><b>EU</b></p> <p>European Parliament, newsletter REGI Committee</p>	


- Promotion of the publication First ESPON 2013 Scientific Report ‘Scientific Dialogue on Cities, Rural Areas and Rising Energy Prices’ which has been published in January 2011.

The publication has been promoted widely (digital version at the ESPON website, special article in the ESPON Newsletter, announcement at the ESPON social media tools, more than 2.000 hard copies distributed directly<sup>12</sup> to policy makers, EU Institutions, opinion leaders, scientific community and disseminated at events<sup>13</sup>).

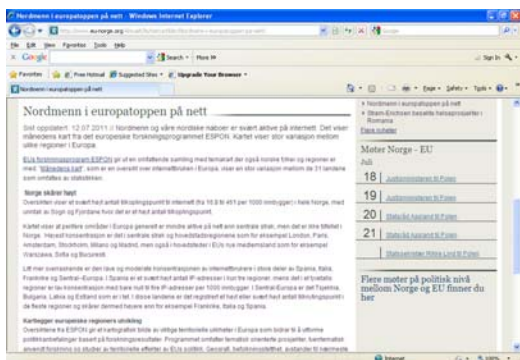
Some outputs:

<sup>12</sup> I.e. EC DG Regio Information Center, EC DG MOVE, EIB, EUROSTAT, ESPON Member and Partner States, European Environment Agency (EEA), OECD, Interreg IVC Programme, Urbact, Interact, INTERREG IV B NEW, European Regional Science Association (ERSA), Association of Geographers (EUGEO), Association of European Schools of Planning (AESOP), Regional Science Association International (RSAI), Regional Studies Associations (RSA), Royal Geographical Society (with IBG).

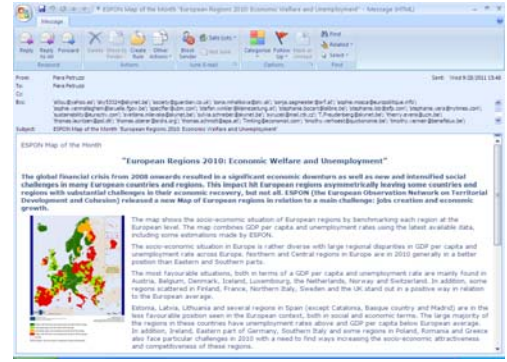
<sup>13</sup> ESPON Info Day Bxl 10/2/11, Norba Conference Stockholm 3/2/11, RSA Conference Bled 17-18/3/11, ESPON Conference 11/5/11, ESPON Open Seminar HU June 2011, ESPON Workshops, Open Days Brussels, ESPON Internal Seminar PL November 2011, etc.

<p><b>Ireland</b></p> <p>All Island Research Observatory</p> <p><a href="http://www.airo.ie/news/first-espon-2013-scientific-report-doalogue-cities-rural-areas-and-rising-energy-prices">http://www.airo.ie/news/first-espon-2013-scientific-report-doalogue-cities-rural-areas-and-rising-energy-prices</a></p>	
<p><b>EU</b></p> <p>Irish Regions Brussels Office in association with the Institute of Public Administration</p>	

- Promotion of the publication Territorial Observation no. 4 ‘Trends in Internet Roll-out’, published in May 2011 and Territorial Observation no. 5 ‘The Creative Workforce’ published in November 2011. The publications have been promoted widely (digital version at the ESPON website, special article in the ESPON Newsletter, announcement at the ESPON social media tools, hard copies distributed directly to relevant target groups and disseminated at events).
- Promotion of Maps of the Month. To mention some coverage obtained:

<p><b>Norway</b></p> <p>Mission of Norway to the EU</p> <p><a href="http://www.eu-norge.org/Aktuelt/Nyhetsartikler/Nordmenn-i-europatoppen-pa-nett/">http://www.eu-norge.org/Aktuelt/Nyhetsartikler/Nordmenn-i-europatoppen-pa-nett/</a></p>	
--	--

**Direct mailing to the press**



- Campaign to disseminate and promote videos (to mention: website, direct mailing to the press, etc.) in which Johannes Hahn, EU Commissioner for Regional Policy, Michael Smyth, European Economic and Social Committee and Minister Claude Wiseler from Luxembourg had been interviewed.

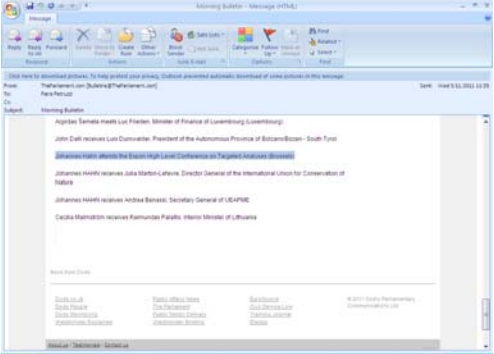


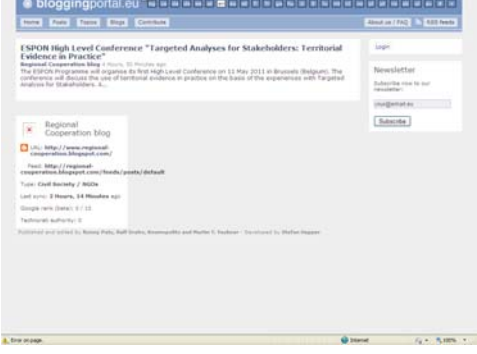


- Campaign to disseminate and promote events (High Level Conference in May 2011, Workshops, Open Seminar in Hungary, etc.). As results of the campaigns, the following coverage can be mentioned:

**EU**

Website EU Commissioner Hahn

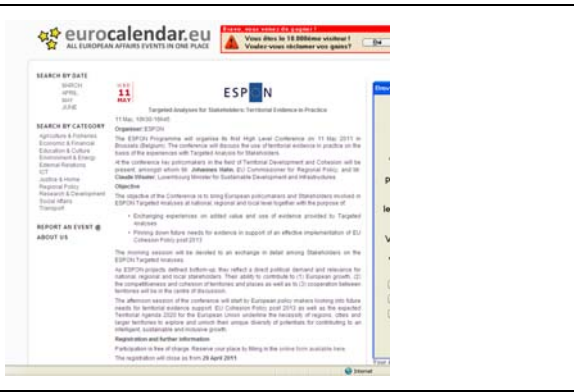
[http://ec.europa.eu/commission\\_2010-2014/hahn/index\\_en.cfm](http://ec.europa.eu/commission_2010-2014/hahn/index_en.cfm)

<p><b>EU</b></p> <p>TheParliament.com [Bulletins@TheParliament.com]</p>	
<p><b>EU</b></p> <p>EC DG Regio Website</p>	
<p><b>Luxembourg</b></p> <p>Press room Government</p> <p><a href="http://www.gouvernement.lu/salle_press/communiqués/2011/05-mai/18-wiseler/index.html">http://www.gouvernement.lu/salle_press/communiqués/2011/05-mai/18-wiseler/index.html</a></p>	
<p><b>EU</b></p> <p>Blog portal</p> <p><a href="http://www.bloggingportal.eu/reader/item/462885">http://www.bloggingportal.eu/reader/item/462885</a></p>	

**EU**

**Eurocalendar**

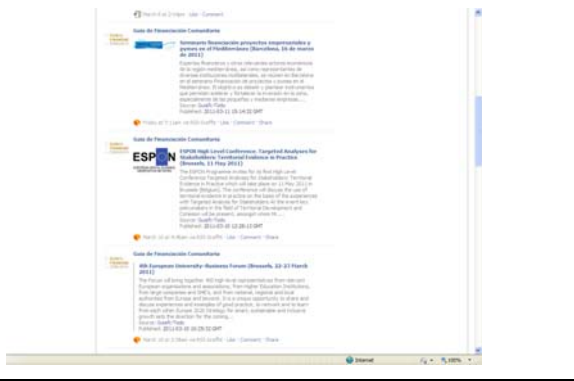
<http://www.eurocalendar.eu/march/38-eurocalendar.eu-targeted-analyses-for-stakeholders-territorial-evidence-in-practice>



**Spain**

Facebook guia de financial comunitaria

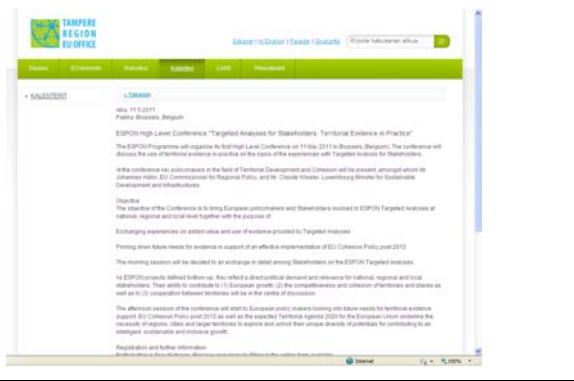
<http://www.facebook.com/pages/Guia-de-Financiaci%C3%B3n-Comunitaria/179201755429150>



**EU**

**Tampere Region**

<http://www.tampere-region.eu/kalenteri/kalenterit/?x22810=44856>



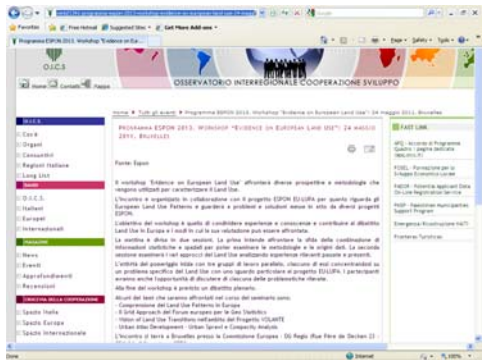

**Malta**

**University of Malta**

[http://www.um.edu.mt/nocentrics/opportunities/epson\\_open\\_seminar\\_21-22\\_jun.](http://www.um.edu.mt/nocentrics/opportunities/epson_open_seminar_21-22_jun.)





<p><b>Italy</b> OICS</p> <p><a href="http://www.oics.it/index.php/it/tutti-gli-eventi/1341-programma-espon-2013-workshop-evidence-on-european-land-use-24-maggio-2011-bruxelles">http://www.oics.it/index.php/it/tutti-gli-eventi/1341-programma-espon-2013-workshop-evidence-on-european-land-use-24-maggio-2011-bruxelles</a></p>	
<p><b>France</b></p> <p>Plan Loire, Video interview</p> <p><a href="http://www.plan-loire.fr/fr/les-plates-formes/recherche-donnees-information/rdi-vie-des-projets/rendez-vous-annuels/2011/ateliers/peter-mehlbye/index.html">http://www.plan-loire.fr/fr/les-plates-formes/recherche-donnees-information/rdi-vie-des-projets/rendez-vous-annuels/2011/ateliers/peter-mehlbye/index.html</a></p>	

- Promotion of the ESPON Posters produced in April 2011 with maps highlighting territorial evidence from Applied Research and Targeted Analyses on themes covering several fields. The electronic version of the posters was made available since May at the ESPON website and one tube containing the set of 14 posters has been sent out to each MC member and ECP institution in order to contribute to the communication and capitalisation activities at national level.

In addition to the activities implemented directly by the ESPON CU, in 2011 the service provider of the contract ‘Capitalisation Strategy and Media Bureau for the ESPON 2013 Programme’ has delivered the following:

- Production of audiovisual products  
Under the concepts ‘Why does Europe need ESPON’ and ‘How to use ESPON’, four videos have been produced in the period and the production of six more continued.  
The Media Bureau filmed at two ESPON events (High Level Conference in May and Open Seminar in June) in order to collect materials and statements to convert them into video clips. This first shooting was a good kick-off to all audio-visual products including interviews with key policy makers. In total eight people have been interviewed. The second shooting took place during the Open Seminar in Hungary. As part of the shooting the MA and the Media Bureau interviewed participants and collected their statements, including the MC Members from France, Portugal and Sweden as well as several LPs.

From the shooting at the High Level Conference in May, four clips have been produced showing statements of Mr Johannes Hahn, European Commissioner for Regional Policy, Mr. Claude Wiseler Minister of Sustainable development and Infrastructures of Luxembourg, Mr. Michael Smyth, of the European Economic and Social Committee and Peter Mehlbye Director of the ESPON CU. The videos have been published at the ESPON website and campaigned widely in August and September.

- Text for the ESPON brochure

The text prepared by Media Consulta was approved in March 2011.

- Generating ideas for collaterals

The service provider delivered ideas for the production of ESPON promotional material (pens, USB, bags, notebooks) and stands.

### **1c. Website - 2008 (MA-led project 4.1c-2008) (Budget: 75.000,00 €)**

The service provider was contracted in 2009 to implement, further develop, adapt and host the ESPON 2013 website and to provide technical support for IT media and software, including the hosting of the various tools developed in the framework of and for the ESPON Programme.

In 2011 the service provider carried out various improvements of the ESPON website, such as the integration of the HyperAtlas, new versions of the ESPON Database, videos and the Online MapFinder. They also continued applying technical solutions when needed and the hosting of the ESPON Intranet, PMSS and email system. The service contract ends 30 April 2012.

## **2. European Seminars and Workshops**

### **2. European Seminars and Workshops – 2011 (MA-led project 4.2-2011-2014) (Total budget: 514.000,00 €)**

#### **ESPON Open Seminar, Gödöllő, Hungary, on 21-22 June 2011**

The annual ESPON Open Seminar took place at the Royal Castle Gödöllő, Hungary, on 21-22 June 2011, and was organised in cooperation with the Hungarian Presidency of the Council of the European Union. The seminar brought together more than 250 participants from 30 countries representing European institutions, national governments, research institutions and universities, engaging in presentations and discussions on the theme ‘Evidence and Knowledge Needs for the Territorial Agenda 2020 and the EU Cohesion Policy’. The event took into account the current political debate on cohesion policy and its future; the revised Territorial Agenda 2020 and the update of the Territorial State and Perspective. Its purpose was two-fold:

- Allow policy makers and practitioners to formulate and further precise the demand of knowledge and tools to the ESPON community;
- Provide evidence on the contribution and usefulness of the ESPON knowledge base as well as concrete examples on its practical use.

The opening political discussion with general interventions by politicians and high-level policy makers on the evidence and knowledge of a renewed cohesion policy and revised Territorial Agenda, set the scene for the discussions at the following ‘policy oriented panels’ addressing eight key topics. At the panels LPs and Project Partners brought in

critical inputs and examples based on the results of their respective projects. Stakeholders actively participated in the debate bringing their specific needs, experience and points of view. The final discussion provided all actors involved with valuable feedback to strengthen and increase the usefulness and use of ESPON results.

ESPON, with its mission of providing territorial evidence, was claimed as a valuable tool for supporting policy making in Europe. Furthermore, the ESPON challenging efforts to make two worlds speaking together, researchers and policy makers, facilitate their dialogue within the common aim of the territorial cohesion and a harmonious development of the European territory.

### **ESPON High Level Stakeholder Conference on Targeted Analysis**

The first ESPON High Level Conference was originally planned for 2010 but was postponed for 2011 and took place in Brussels on 11 May. Under the theme of ‘Targeted Analyses for Stakeholders: Territorial Evidence in Practice’ the conference highlighted the use of territorial evidence in practice on the basis of the experiences with Targeted Analyses for stakeholders. The purpose of the conference was to exchange experiences on added value and use of evidence provided by Targeted Analyses as well as pinning down future needs for evidence in support of an effective implementation of EU Cohesion Policy post 2013.

In the presence of Johannes Hahn, European Commissioner for Regional Policy, Claude Wiseler, Minister of Sustainable development and Infrastructures of Luxembourg, Michel Delebarre, Chair of the Commission for Territorial Policy at the Committee of the Regions and Michael Smyth, President of the ECO Section ‘Economic and Monetary Union and Economic and Social Cohesion’ at the European Economic and Social Committee, the conference brought together around 90 participants from 18 countries, amongst them European policy makers and stakeholders involved in ESPON Targeted Analyses at national, regional and local level.

The morning session on ‘Use of ESPON Targeted Analyses by Stakeholders’ was devoted to an exchange of detailed views and experiences among stakeholders involved in the ESPON Targeted Analyses. As these ESPON projects are defined bottom-up, they reflect a direct political demand and relevance for national, regional and local stakeholders. Their ability to contribute to (1) European growth, (2) the competitiveness and cohesion of territories and places as well as (3) cooperation between territories was at the centre of discussion.

The afternoon session on ‘European Policy Perspectives on Regions, Cities and Territories’ began with European policy makers looking into future needs for territorial evidence support by ESPON. EU Cohesion Policy post 2013 as well as the expected Territorial Agenda 2020 for the EU underline the necessity of regions, cities and larger territories to explore and unlock their unique diversity of potentials for contributing to an intelligent, sustainable and inclusive growth.

The conference stimulated a lively dialogue between key policy makers, stakeholders and participants. The knowledge base on territorial structures, trends, perspectives and policy impacts that ESPON has set up since 2002 has become a sound and recognised reference for evidence based decision making at European, national, regional and local level. The participants agreed that the ESPON Targeted Analyses provide important analytical support by using ESPON results to reveal territorial development potentials and challenges from a European perspective. Bringing together stakeholders and experts/scientists in an analytical policy-oriented process is perceived highly valuable

and should be expanded in the period beyond 2013. The role that stakeholders play ensures the operational use at the end, both by involving ministries, regions and cities as well as stimulating the relevance and transfer of results to other players in territorial development.

### **ESPON Workshop ‘Land Use and Land Use Change in Europe’**

The workshop ‘Land Use and Land Use Change in Europe’ was arranged in Brussels on 24 May 2011 at the European Commission (EC), DG REGIO. The workshop was organised in cooperation with the ESPON project EU-LUPA on European Land Use Patterns bringing together important players in this field. The main aim of the workshop was to share experiences, to transfer knowledge and to contribute to the debate on Land Use in Europe and the ways in which its assessment can be approached. This encouraged a pan-European discussion and enabled the EU-LUPA project to present their perspective and progress. Also the validity of their results achieved so far was discussed. Around 40 experts from all over Europe attended the workshop.

The workshop consisted of two presentation sessions in the morning addressing the challenge of combining statistical and spatial information by looking into data sources and methodologies as well as various approaches to Land Use by going into past and current relevant experiences. The afternoon started with three parallel working group sessions focusing on specific land use issues with regard to the EU-LUPA project. The participants discussed issues relating to methodologies for an enhanced understanding of land use changes in the EU, typifying land use patterns, and identification of main drivers of land use changes in EU for a better definition of policy options. At the end of the workshop the main experiences and advises for the EU-LUPA project were discussed at a concluding plenary debate.

### **ESPON Workshops – ‘Assessing Indicators for Territorial Cohesion’**

On 20 October 2011, ESPON arranged a workshop on the theme ‘Assessing Indicators for Territorial Cohesion’ in Brussels. The workshop was set in the context of the increasing demand for regional indicators capable of covering territorial cohesion, smart, inclusive and sustainable growth. Thus, the aim of the workshop was to make the participants acquainted with the main indicators proposed by the INTERCO project, which can be used for different facets of territorial cohesion. The workshop also aimed at exploring which indicators can be the most useful, relevant and meaningful for policy making, identifying key indicators which can be applied for certain facets of territorial cohesion and a discussion on how these can be used in practice.

The workshop was organised in cooperation with the ESPON project INTERCO regarding indicators of territorial cohesion. The project team offered first hand insights on their preliminary results to be presented in their Draft Final Report in the end of 2011. And while discussing territorial cohesion related issues, the participants also learned how to make better use of indicators and ESPON results.

In particular, the participants debated concrete indicators that could be used to better understand and illustrate different facets of territorial cohesion. The five facets of territorial cohesion distinguished by the INTERCO project concern:

- (1) Smart growth in a competitive and polycentric Europe
- (2) Inclusive, balanced development and fair access to services
- (3) Local development conditions and geographical specificities
- (4) Environmental dimension and sustainable development
- (5) Governance, coordination of policies and territorial impacts

The workshop gathered 35 participants including policy makers, regional practitioners and scientists from Europe and neighbouring countries.

### **ESPON Workshops at the Open Days 2011**

On 13 October, ESPON organised in cooperation with the EC DG Regio a workshop during the 'Open Days 2011 - European Week of Regions and Cities' in Brussels. The workshop, 'Regional and Local Economies in a Changing Global Context - Performance Monitoring and Territorial Indicators', aimed at facilitating exchange, debate and networking among Europe's experts and decision-makers in regional and local development. Important ESPON project achievements related to EU competitiveness, and the contribution of regions and cities to the 'Europe 2020' strategy opting for intelligent, sustainable and inclusive growth, have been discussed with participants.

At the workshop new results were presented from Applied Research projects on the territorial impact and effects of globalization (ESPON TIGER) and climate change (ESPON CLIMATE). In addition, policy makers involved in territorial development and cohesion had the opportunity to find out more about the progress made in monitoring territorial performance (ESPON TPM) and in defining territorial indicators (ESPON INTERCO).

### **Other Seminar activities**

In November 2010 EUROSTAT invited ESPON to submit a paper in a special topic workshop session at the ISI 2011 Conference. In cooperation with Didier Peeters, the person within the ESPON Database project behind the development of functional urban areas using local data of EUROSTAT, an abstract had been submitted entitled 'Use of commuting data for functional urban areas - example of local data integration'. This abstract was accepted. Coming closer to the date of the conference, it became clear that the ESPON CU had no opportunity to prepare a paper and present it themselves at the relevant workshop session at the ISI 2011 conference. Therefore Didier Peeters was invited to carry out this task for ESPON.

The paper and the presentation showed work that has been carried out within an ESPON project in which statistical and geographical data has been integrated at local level, based on three databases: SIRE database (EUROSTAT), Euroboundary Map (EUROGEOGRAPHICS) and NUTS 5 geometries (DG Regio). The output of this data integration is a map presenting a delineation of FUAs in Europe based on commuting data.

## **3. Transnational Networking Activities**

### **INTERSTRAT - ESPON in integrated territorial development strategies (Total budget: 881,973,00 €)**

The aim of this project is to encourage and facilitate the use of ESPON findings in the creation and monitoring of integrated territorial development strategies and to support transnational learning about the actual and potential contribution of ESPON to integrated policy-making. Its focus is active learning, using ESPON analysis and related data in the development of integrated territorial development strategies at all levels of decision-making. It aims to maximise transnational cooperation that recognises the importance of working with the diversity of institutional practice and regional potentials characterising European territories.

On 22 December 2011, INTERSTRAT delivered the Draft Final Report as expected. The Project Partners adopted a way of working in which they came together in a series of transnational project workshops to agree the broad parameters for each stage of the work. Within these parameters the work would be planned and executed, but then the individual partners customised the general approach to their unique national needs. In this way there was strong transnational learning at the heart of the project, which was enriched by the diversity of the ECPs and their different territorial situations.

The project has run fifteen transnational workshops targeted at practitioners involved in ITDS work, plus two further similar national events in Slovenia. These fifteen workshops were held between March and November 2011. They included at least one in each of the nine Partner countries. They ranged from intensively interactive small group events to larger and more conventional meetings with presentations, roundtables, and parallel workshops. Findings from more than thirty ESPON projects were presented at these events.

A project website ([www.espon-interstrat.eu](http://www.espon-interstrat.eu)) and shared portal was developed to an agreed format. It contains links to the main ESPON website and to most of the partners' national websites, along with information about the INTERSTRAT project. More information about these events and the material produced within this ESPON project is available in the Draft Final Report, published on the ESPON website.

**NORBA - Nordic-Baltic dialogues on Transnational Perspectives in Spatial Planning (Total budget: 319.053,00 €)**

The aim of this project is to facilitate transnational dialogues on spatial planning between policy makers and practitioners, scientists as well as young academics and students in the Nordic-Baltic countries. Partners of NORBA are the ECPs in Finland, Estonia, Iceland, Latvia, Norway and Sweden.

During 2011 the work carried out by the TPG concerned the administrative and content related tasks necessary for the further implementation of the project.

The following main content-related activities were achieved in 2011:

- Update of the project website <http://www.rha.is/norba>.
- Conference 'Nordic-Baltic ESPON Conference for Planners and Policy-makers. Transnational perspectives on spatial planning - Experiences from the Nordic-Baltic countries', in Stockholm on 3-4 February 2011



In order to unravel and evaluate the relevance and potential of ESPON results for the Nordic-Baltic countries, the NORBA project team organised a lunch to lunch conference. 62 people attended the event, among them policy makers and planners at national, regional and local levels, as well as researchers, primarily from Nordic-Baltic countries. The conference included two elements. Firstly, the findings of transnational ESPON projects that bear particular relevance for Nordic-Baltic countries had been discussed. The second part of conference discussed the changing nature and role of planning in the Nordic-Baltic countries. In addition, information has been provided in co-operation with the ESPON CU on how to

access and utilise the information and evidence produced by the ESPON 2013 Programme.

- Student session for young scholars (doctoral students and post docs) under the theme ‘Zooming in on European spatial perspectives in the Baltic Sea Region’ at the conference ‘Geographical knowledge, nature and practice’ held at the Nordic Geographers Meeting in Roskilde University, May 2011.

The conference attracted 237 attendants at 60 thematic sessions including ESPON track with three sessions.

The special ESPON-NORBA session examining the results and findings of ESPON 2013 programme in the Baltic Sea Region, in particular exploring territorial policies, the city regions, demographic trends and migration issues in the framework of European, regional and national strategic planning and territorial development policy. The invited key speakers presented the key findings of ESPON 2013 projects and highlighted the Nordic and Baltic regional dimension of territorial policies. The analysis places the Nordic region and Nordic-Baltic countries in a European perspective and zooms in on the state-of-the-art of regional studies and planning promoted by ESPON. The session also nourished a discussion on research-policy relationships and aimed to explore how spatial planning has been informed by the concepts of space and place and how these concepts have been articulated, presented and visualised through the production of spatial plans, national or sector policies.

The NORBA project provided eight bursaries for young fellows and PhD students from Latvia, Finland, Estonia and Iceland. The bursary (up to 500 EUR) enabled to cover part of the travel and accommodation costs in order to facilitate their participation in the Nordic Geographers Meeting conference and networking amongst peers.

In order to be eligible for the bursary, applicants were required to be a PhD student or working as a post-doc researcher at a Nordic or Baltic university or research institute. Applicants submitted abstracts to the Nordic Geographers Meeting 2011 ESPON session proposing a topic related to strategic planning or territorial development policy. A panel consisting of members of the peer reviewers and the NORBA project selected highly qualified young or earlier career scholars exclusively based on the quality of the abstract.

- Compiling four blunder checks reports.
- Preparation and updating of the plan for the NORBA activities.
- Preparation for the Scientific Seminar to be held in 2012.

#### **CaDEC - Capitalisation and Dissemination of ESPON Concepts (Total budget: 525.081,56 €)**

The main aim of the CaDEC project is to capitalise on and disseminate ESPON results and activities using concepts included in ESPON Priority 1 projects as a gateway to ESPON reports. To achieve this, the project applies a three-folded implementation strategy:

1. The construction of an information network between Project Partners, and at a national level between Project Partners and members of the national target groups.

2. A systemic dissemination process based on a mix of top-down inputs and bottom-up initiatives as well as an interactive process of the network, which will contribute to identify needs for future ESPON projects.
3. A diversity approach, which implies:
  - Assuring a certain level of comparison between the target groups identified in different countries in order to secure the transnational character of the project,
  - Adjusting the choice of the target groups to national contexts in order to reach an accurate dissemination and capitalisation of ESPON concepts within the nine countries participating to the project.
  - Combining national and transnational workshops to prevent the exclusion of non-English speakers.
  - Exchanging experiences taking into account the diversity of proposals in relation to different contexts (i.e. various levels of governance in each country).

During 2011 the project carried out the following key activities:

- Choice of six common concepts: territorial cohesion, regional competitiveness, sustainability, territorial governance, polycentrism, territorial impact.
- Choice of target groups: policy makers, scientists, practitioners at national, regional, local levels.
- Development and dissemination of a common questionnaire and common template for questionnaire analysis.

In addition, preparations were initiated to analyse the questionnaire results and the organisation of the 1<sup>st</sup> national workshop in each country to take place between November 2011 and February 2012.

**SCALES - Breakdown and capitalisation of ESPON results on different scales (Total budget: 337.790,00 €)**

The aim of this project is to ensure the relevance, effectiveness and sustainability of ESPON results. To ensure this the project will develop strategies to deal with the challenges of scales within the capitalisation of ESPON results. Starting point for the development of ‘scale-sensible dissemination’ are the following three strategies: Zooming in, European Comparison and Bi/multi-lateral comparison. The project planned to organize five seminars to disseminate ESPON results using these strategies. The results of these seminars will be brought together in a manual providing advice on how to handle the problem of scale and how to use ESPON results on different levels.

On 20 January 2011 the kick-off meeting was held in Esch-sur-Alzette. On 27 October 2011 the first seminar was held in Budapest, Hungary. This seminar focused on ‘polycentric development at every level: urban-rural relationship’. The discussions focused on the polycentric development and the role of ESPON. On 11 November 2011 the second seminar was held in Luxembourg focusing on cities, regional development and planning. A panel discussion analysed especially the cross-border dimension and the benefits of polycentrism. The seminar was attended by important local, regional and national policy representatives. In 2011 the project delivered blunder checks for the Priority 1 projects ESPON Climate, ARTS and ATTREG.



**ESPONTrain - Establishment of a transnational ESPON training programme to stimulate interest in EPON 2013 knowledge (Total budget: 436.875,00 €)**

The ESPONTrain project is aiming at making ESPON 2013 knowledge operational in a coordinated and transnational way for practical use at regional and local level. It also is translating ESPON Europe-wide information and findings to the regional/local level. In particular ESPONTrain aims at:

- Stimulating a transnational educational and training ESPON activity, facilitated by both an e-learning platform and networking promoted by ECPs;
- Identifying target groups within the national environment (both educational and policy making) to facilitate the diffusion of the ESPON philosophy, ideas, findings and results;
- Disseminating knowledge produced by the ESPON 2013 Programme and transforming it into comprehensible educational and training material.

The project was kicked-off in January 2011 and during the year three TPG meetings were arranged in Athens (April and November) and in Rome (May) were the following points were clarified:

- Definition of target groups, identification of trainers and trainees;
- Collection, analysis and identification of the educational material based on the ESPON results;
- Identification of course structure and choice of educational material – the thematic teaching packs;
- Development of the learning platform and selection of online opportunities and multimedia to be used.

The project participated in the Open Seminar in Hungary in June and in the Internal Seminar in Poland in November, where the LP presented the project in a workshop dedicated to the ESPON TNA projects.

Output Indicators	Initial Baseline	Final Target	Achievements				
			2007	2008	2009	2010	2011
Number of actions realised	0	30	0	3	5	9	14
Number of European Seminars / workshops realised	0	14	0	3	7	12	16
Number of Transnational Networking Activities realised	0	14	0	0	0	3	5
Number of press releases, e-newsletters	0	10	0	3	12	29	39
Number of larger and smaller reports / publications issued	0	12	0	8	11	18	25
Results Indicators	Initial Baseline	Final Target	Achievements				
			2007	2008	2009	2010	2011
Number of participants in all European Seminars / Workshops	0	150	0	205	585 <sup>14</sup>	1007 <sup>15</sup>	1424

<sup>14</sup> In the Annual Implementation Report of 2010 the amount of 381 participants was indicated for the year 2009, this was a calculation mistake which was corrected.

<sup>15</sup> In the Annual Implementation Report of 2010 the amount of 377 participants was indicated for the year 2010, this was a calculation mistake which was corrected.

Average number of participants per seminar / event <sup>16</sup>	0	30	0	68	84	84	89
Number of participants in all Transnational Networking Activities <sup>17</sup>	0	400	0	0	0	24	39
Average number of participants per action	0	40	0	0	0	8	8
Number of stakeholders reached by mailing lists and by visiting the ESPON website <sup>18</sup>	0	500	0	1.864 / 208.483	2.149 / 459.938	2.848 / 695.010	3.244 / 1.008.179
Impact Indicators	Initial Baseline	Final Target	Achievements				
			2007	2008	2009	2010	2011
Degree of capitalisation and increased awareness achieved among the participants of European Seminars/Workshops	NP	NP	NP	High	High	High	High
Degree of capitalisation and increased awareness achieved among the participants of Transnational Networking Activities	NP	NP	NP	NP	NP	NP	NP

### Qualitative analysis

The results obtained in activities implemented for ‘Media and Publications’ (4.1a) were overall of good quality and cover all the requested services included in the contractual obligations. The ESPON Corporate Identity Manual developed by the service provider for *ESPON Corporate Identity and Layout* was applied to a number of publications and products during 2011, including Project Overview, posters, e-newsletters, press releases etc. In accordance a set of new templates was created in order to provide the ESPON outputs with a distinctive layout.

The *Publications* produced during the year – Territorial Observations no. 4 and 5 were all produced in-house by CU staff both in terms of content related work and co-ordination.

The services and results for *Printing* are considered to be of good quality and the provider has been able to deliver with very short notices.

The actions that were implemented during 2011 by the service provider for the ‘Capitalisation Strategy and Action Plan’ (4.1b) improved compared to the previous year. However, recurring changes of staff at the service provider has proven to be time-consuming and raised concerns, which have been communicated to the responsible persons.

The further development of the ‘ESPON Website’ (4.1c) is progressing well bringing continuous improvements of the website, while at the same time ensuring continuity with the ESPON website from the 2006 Programme.

<sup>16</sup> The result indicator was updated in the Annual Implementation Report 2011 for the years 2008, 2009 and 2010.

<sup>17</sup> This result indicator presents the number of institutes involved in all Transnational Networking Activities.

<sup>18</sup> These figures present (1) the number of newsletter subscribers and (2) the number of website visits.

‘European Seminars and Workshops’ (4.2) have covered a wide range of themes and attracted a high number of interested and engaged participants.

Finally, the kick-off of two additional TNA projects (in total 5 projects), brings together almost all of the ESPON European Contact Points in extensive collaborations, which is expected to contribute significantly to the capitalisation of ESPON results during the coming years. This is clearly evident in the first of the TNA projects, INTERESTRAT, which delivered its Draft Final Report towards the end of 2011.

#### **3.4.2. Significant problems encountered and measures taken to overcome them**

With regard to the project 4.1b ‘Capitalisation Strategy and Media Bureau’ there has, as mentioned, been delays due to changes of staff at the service provider. Measures have been taken to ensure that the necessary continuity is in place for the remaining part of the service contract.

#### 4. Technical Assistance

The TA activities focused on implementing and monitoring the programme and the operations.

These tasks were implemented by the CU in its role of support to the ESPON MA.

The ESPON CU focused its work on the following elements:

- Support to Member States in setting up Member States duties towards the implementation of the ESPON 2013 Programme such as following up on the set up of the FLC, appointment of MC and ECP members etc.;
- Organisation and support of MC meetings and implementation of the MC decisions;
- Setting up, adaptation and improvements of procedures for the programme management of operations and programme monitoring at different levels;
- Coordination activities with the MA and CA;
- Support to the GoA for the implementation of the 2<sup>nd</sup> Financial Control level, in particular the approval of the audits of operations and the Annual Control Report and opinion;
- Support to the CC and drafting of project specifications for operations;
- Preparation and organisation of the calls for proposals and EoI as well as of the related evaluation of project proposals and EoI;
- Contracting of the approved operations and monitoring their progress in assessing Inception, Interim and Draft Final Reports;
- Further monitoring and assessment of ongoing operations;
- Elaboration of the new programme publications (Territorial Observation no. 4 and 5);
- Organisation and running of ECP meetings;
- Organisation of the ESPON Internal Seminar;
- Communicate the programme results and aims at a series of events during 2011.

Output Indicators	Initial Baseline	Final Target	Achievements				
			2007	2008	2009	2010	2011
Number of Monitoring Committee meetings	NI	14	2	4	7	11	15
Number of CC meetings organised	NI	14	2	6	7	10	11
Number of Internal ESPON seminars	NI	7 <sup>19</sup>	1	2	3	4	5
Number of ECP meetings	NI	14	0	3	6	8	10

<sup>19</sup> In the Operational Programme the target for seminars are 14. However, 7 of the seminars envisaged are implemented under Priority 4.

Number of events for potential and selected beneficiaries	NI	14	0	4	8	12	16
Results Indicators	Initial Baseline	Final Target	Achievements				
			2007	2008	2009	2010	2011
Number of on-the-spot-checks showing no significant results	NI	95	0	0	0	2	2
Number of participants in Internal ESPON seminars <sup>20</sup>	NI	2.500	0	118	279	444	649
Number of participants in information events for potential beneficiaries	NI	400	0	322	561	879 <sup>21</sup>	1.309
Number of participants in information events for selected beneficiaries	NI	100	0	41	72	168 <sup>22</sup>	283
Volume of mailing list	NI	1.000	1.442	2.894	5.731	7.467	11.016
Quality of process launching projects in the light of programme evaluations	NI	High	NI	NI	NI	NI	NI
Impact Indicators	Initial Baseline	Final Target	Achievements				
			2007	2008	2009	2010	2011
Level of importance of audit finding as reported in Annual audit report	NI	Low	NP	NP	Low	Low	Low
Degree of satisfaction with information, services and support provided to the MC, ECP and partners	NI	High	NP	NI	NI	NI	NI
Degree of satisfaction of potential partners with the information given on ESPON	NI	High	NI	High <sup>23</sup>	High <sup>24</sup>	High <sup>25</sup>	High <sup>26</sup>

**NI:** Not implemented: The indicator is implemented, but not for the specific year.

**NP:** Not applicable: The indicator does not apply. It will never be implemented.

**NA:** Not available: The indicator is implemented but you don't know the values yet for the specific year.

<sup>20</sup> The Internal ESPON seminars are paid under the TA budget and therefore indicated in this table. Open ESPON seminars are included in the table for the Capitalisation Strategy.

<sup>21</sup> In the Annual Implementation Report 2010 the number of 241 'participants in information events for potential beneficiaries', was indicated for the year 2010, this was a mistake which was corrected.

<sup>22</sup> In the previous Annual Implementation Report the number of 173 'participants in information events for selected beneficiaries' was indicated for the year 2010, this was a mistake which was corrected.

<sup>23</sup> Based on the evaluation of the Info Day and Partner Cafe' as well as the Financial Managers Seminar (see point 5.1.3).

<sup>24</sup> Based on the evaluation of the Financial Managers Seminar.

<sup>25</sup> Based on the evaluation of the Financial Managers Seminar.

<sup>26</sup> Based on the evaluation of the Financial Managers Seminar.

During 2011 most of the tasks were still related to the running of the call for proposals and EoI, monitoring of ongoing projects, the implementation of audits of operations and quality checks of the MA and CA on operations.

In accordance with the ESPON 2013 audit strategy, the external auditor Ernst & Young, on behalf of the AA assisted by the GoAs, performed audits of samples of operations in March and April 2011. The contradictory procedure has been finalized on 8 June 2011 and the final reports of the audits of operations were approved by the AA and the GoA members through written procedure on 30 June 2011 and were consequently issued in its final status on 30 June 2011. The methodology used for the audits of operation has been described in the 'Methodological note for system audits and audits of operations' by Ernst & Young, approved by the AA and the GoAs.

The audit of operations undertaken covered expenditures of projects of Priority 1, 2 and 3. The result of the random selection made by the AA and accepted by the GoA, as compulsory sample, corresponds to one operation related to Priority 1 (LP from Italy and Project Partner from UK). As complementary sample, have been selected the expenditures of one Project Partner from Greece for one operation related to Priority 2 and the expenditures of one LP from France of one operation related to Priority 3. One finding as mentioned under point 2.1.5 related to travel costs of the LP of the compulsory sampling in Italy has been identified, resulting in a total error rate of 0,17% for the audits of operations. All other findings identified during the audits of operations have been closed during the contradictory procedures and hence no follow-up is necessary.

The annual control report and the opinion covering the period 1st July 2010 until 30 June 2011 have been approved by the GoA on meeting on 14-15 November 2011. The annual control report and opinion have been issued by the AA and sent to the EC on 16 December 2011. The results of the audits of operations are included in the Annual Control Report and considered in view of the establishing of the level of assurance given in the annual opinion. Taking into account the yearly audit results, the AA concluded that the system remain at highest level of confidence. There were no limitations on the scope of the realized examination and the annual opinion states that the management and control system established for the programme, 'complied with the applicable requirements of Articles 58 to 62 of Council Regulation (EC) No 1083/2006 and Section 3 of Commission Regulation (EC) No 1828/2006 and functioned effectively so as to provide reasonable assurance that statements of expenditure presented to the Commission are correct and, as a consequence, reasonable assurance that the underlying transactions are legal and regular'.

Furthermore, in order to ensure the quality and effectiveness of the implementation of the Programme the following steps have been taken:

- Two ESPON Financial Managers Seminars were organised respectively on 31 March 2011 in Geneva, Switzerland and on 16 November 2011 in Oslo, Norway. More than 115 people participated to the events, representing mainly financial managers of Lead and Project Partners of approved ESPON 2013 projects. Within the seminars information about e.g. eligibility rules, the programme manual, the subsidy contract, reporting and monitoring procedures were given, as well as information about publicity requirements, administrative, legal and practical matters of relevance concerning project coordination and management. The First Level Financial Controllers were provided with additional and more specific information about ESPON 2013 reporting

procedures and requirements for the certification of expenditure. Their participation added to a lively discussion.

- The MA has not performed during 2011 any MA quality checks on operations. The methodology used for MA quality checks described in the approved Description of Management and Control System remains unchanged for the year 2011.
- Throughout the year 2011, the CA has followed-up its first CA quality check on operation (project FOCI) started in September 2010 and launched its second CA quality check on operation (project ATTREG) in September 2011. The final report of the CA quality check on project FOCI has been communicated to central authorities (MC, MA, AA), LP and related First Level Controllers in February 2011. Corrective actions identified for the project FOCI on the basis of these quality check results for the LP and its concerned Project Partners have been followed-up by the MA and ESPON CU. The administrative closure of the FOCI project is bounded by the implementation of corrective actions of the quality check. The quality check of the project ATTREG used the same methodology for the CA quality check which is described in the approved Description of Management and Control System. Results of the quality check on the ATTREG project are planned to be communicated to central authorities (MC, MA, AA), LP and related First Level Controllers in June 2012.
- The Member States and Partner States have been informed throughout the year 2011 about the requisites of Member and Partner States quality checks on FLC Systems. France, Spain, Romania and the Netherlands have performed in 2011 Member and Partner States quality check on FLC systems. Germany has hold a clarification meeting on FLC issues encountered, mainly in terms of certification delays. Results of these quality checks have been communicated to the MA/CU, except for Romania at this stage. The follow-up of these quality checks, if any, is done at the level of the Member States or MA/CU.
- Two ESPON calls were launched during 2011:
  - The eighth call for proposals and EoI was launched on 24 January 2011
  - The ninth call for proposals was launched on 24 August 2011

The two calls were presented during a day of information for potential beneficiaries which took place in Brussels on 10 February 2011 and 13 September 2011 were in total more than 300 participants attended the events, among them policy makers, scientists, experts, representatives of universities around Europe and national, regional and local authorities.

More detailed information on these activities can be found on the section related to the Communication Plan in chapter 5.

#### ***4.1 Financial implementation of certified TA***

The tables below provide information on the financial implementation of TA actions and represent expenditure incurred by the MA which has been certified according to Article 16 of Regulation 1080/2006 and therefore recorded as Programme expenditure.

The following table shows the TA budget lines 1 to 9 for the year 2007 as approved by the MC:

TA budget lines 1-9	Allocation 2007	Paid 2009	Total Paid 2007-2013	ERDF (24%)
1 Staff	130 800,00 €	130 762,12 €	130 762,12 €	31 382,91 €
2 Trainees	5 000,00 €	4 960,46 €	4 960,46 €	1 190,51 €
3 CU and MA Travel costs	14 400,00 €	13 882,16 €	13 882,16 €	3 331,72 €
4 MC travel and meeting costs	12 700,00 €	8 984,63 €	8 984,63 €	2 156,31 €
5 CC meetings	2 350,00 €	2 316,68 €	2 316,68 €	556,00 €
6 ECP meetings	0,00 €	0,00 €	0,00 €	0,00 €
7 ESPON Internal Seminar	16 800,00 €	6 138,69 €	6 138,69 €	1 473,29 €
8 Rent (incl. Parking, cleaning, heating, insurances etc.)	29 960,00 €	29 958,29 €	29 958,29 €	7 189,99 €
9 Overheads, installation, postal services, telephone etc.	12 800,00 €	12 791,23 €	12 791,23 €	3 069,90 €
<b>Total</b>	<b>224 810,00 €</b>	<b>209 794,26 €</b>	<b>209 794,26 €</b>	<b>50 350,62 €</b>

The following table shows the TA budget lines 1 to 9 for the year 2008 as approved by the MC:

TA budget lines 1-9	Allocation 2008	Paid 2009	Paid 2007-2013	ERDF (24%)
1 Staff	500 000,00 €	373 628,02 €	373 628,02 €	89 670,72 €
2 Trainees	10 000,00 €	9 682,54 €	9 682,54 €	2 323,81 €
3 CU and MA Travel costs	40 000,00 €	20 354,17 €	20 354,17 €	4 885,00 €
4 MC travel and meeting costs	33 000,00 €	4 398,26 €	4 398,26 €	1 055,58 €
5 CC meetings	20 000,00 €	2 055,21 €	2 055,21 €	493,25 €
6 ECP meetings	40 000,00 €	13 132,43 €	13 132,43 €	3 151,78 €
7 ESPON Internal Seminar	25 000,00 €	11 033,10 €	11 033,10 €	2 647,94 €
8 Rent (incl. Parking, cleaning, heating, insurances etc.)	6 700,00 €	0,00 €	0,00 €	0,00 €
9 Overheads, installation, postal services, telephone etc.	37 500,00 €	12 125,26 €	12 125,26 €	2 910,06 €
<b>Total</b>	<b>712 200,00 €</b>	<b>446 408,99 €</b>	<b>446 408,99 €</b>	<b>107 138,16 €</b>

The following table shows the TA budget lines 10 to 14 for the period 2007-2013 as approved by the MC:

TA budget lines 10-14	Allocation 2007-2013	Paid 2009	Paid 2007-2013	ERDF (24%)
10 GoA - meetings and external contract	450 000,00 €	196,50 €	196,50 €	47,16 €
11 Financial Monitoring System and maintenance	149 500,00 €	6 597,20 €	6 597,20 €	1 583,33 €
12 Programme evaluation	80 000,00 €	0,00 €	0,00 €	0,00 €
13 Experts costs (legal etc.)	55 000,00 €	0,00 €	0,00 €	0,00 €
14 Communication Plan	466 000,00 €	18 828,19 €	18 828,19 €	4 518,77 €
<b>Total</b>	<b>1 200 500,00 €</b>	<b>25 621,89 €</b>	<b>25 621,89 €</b>	<b>6 149,25 €</b>

#### **4.2 Financial implementation of not yet certified TA**

Due to the complexity of procedures, in relation to the FLC, some delay incurred in getting the TA costs certified. Certification shall be implemented during spring 2012.

The tables below provide information on the financial implementation of TA actions and represent expenditure incurred by the MA which has not been certified yet according to Article 16 of Regulation 1080/2006 and therefore not yet recorded as Programme expenditure. The amounts in the table below should therefore be added to



the ones indicated in the table above to have a complete overview of the use of the TA (certified and not yet certified).

The following table shows the TA budget lines 1 to 9 for the year 2007 as approved by the MC:

TA budget lines 1-9	Allocation 2007	Paid 2011	Total Paid 2007-2013	ERDF (24%)
1 Staff	130 800,00 €	0,00 €	0,00 €	0,00 €
2 Trainees	5 000,00 €	0,00 €	0,00 €	0,00 €
3 CU and MA Travel costs	14 400,00 €	0,00 €	0,00 €	0,00 €
4 MC travel and meeting costs	12 700,00 €	0,00 €	2 488,80 €	597,31 €
5 CC meetings	2 350,00 €	0,00 €	0,00 €	0,00 €
6 ECP meetings	0,00 €	0,00 €	0,00 €	0,00 €
7 ESPON Internal Seminar	16 800,00 €	0,00 €	5 545,00 €	1 330,80 €
8 Rent (incl. Parking, cleaning, heating, insurances etc.)	29 960,00 €	0,00 €	0,00 €	0,00 €
9 Overheads, installation, postal services, telephone etc.	12 800,00 €	0,00 €	0,00 €	0,00 €
<b>Total</b>	<b>224 810,00 €</b>	<b>0,00 €</b>	<b>8 033,80 €</b>	<b>1 928,11 €</b>

The following table shows the TA budget lines 1 to 9 for the year 2008 as approved by the MC:

TA budget lines 1-9	Allocation 2008	Paid 2011	Paid 2007-2013	ERDF (24%)
1 Staff	500 000,00 €	0,00 €	135 087,75 €	32 421,06 €
2 Trainees	10 000,00 €	0,00 €	0,00 €	0,00 €
3 CU and MA Travel costs	40 000,00 €	0,00 €	12 350,64 €	2 964,15 €
4 MC travel and meeting costs	33 000,00 €	0,00 €	5 830,12 €	1 399,23 €
5 CC meetings	20 000,00 €	0,00 €	2 477,30 €	594,55 €
6 ECP meetings	40 000,00 €	0,00 €	8 539,96 €	2 049,59 €
7 ESPON Internal Seminar	25 000,00 €	0,00 €	301,20 €	72,29 €
8 Rent (incl. Parking, cleaning, heating, insurances etc.)	6 700,00 €	0,00 €	66 157,53 €	15 877,81 €
9 Overheads, installation, postal services, telephone etc.	37 500,00 €	0,00 €	3 711,11 €	890,67 €
<b>Total</b>	<b>712 200,00 €</b>	<b>0,00 €</b>	<b>234 455,61 €</b>	<b>56 269,35 €</b>

The following table shows the TA budget lines 1 to 9 for the year 2009 as approved by the MC:

TA budget lines 1-9	Allocation 2009	Paid 2011	Paid 2007-2013	ERDF (24%)
1 Staff	600 000,00 €	47 530,09 €	586 346,70 €	140 723,21 €
2 Trainees	15 000,00 €	0,00 €	9 942,49 €	2 386,20 €
3 CU and MA Travel costs	40 000,00 €	9 616,73 €	49 339,22 €	11 841,41 €
4 MC travel and meeting costs	33 000,00 €	2 517,07 €	23 981,58 €	5 755,58 €
5 CC meetings	20 000,00 €	0,00 €	2 269,90 €	544,78 €
6 ECP meetings	40 000,00 €	1 005,99 €	31 435,03 €	7 544,41 €
7 ESPON Internal Seminar	25 000,00 €	19 105,29 €	19 105,29 €	4 585,27 €
8 Rent (incl. Parking, cleaning, heating, insurances etc.)	62 000,00 €	63 573,17 €	63 573,17 €	15 257,56 €
9 Overheads, installation, postal services, telephone etc.	37 500,00 €	6 933,04 €	9 613,44 €	2 307,23 €
<b>Total</b>	<b>872 500,00 €</b>	<b>150 281,38 €</b>	<b>795 606,82 €</b>	<b>190 945,64 €</b>

The following table shows the TA budget lines 1 to 9 for the year 2010 as approved by the MC:

TA budget lines 1-9	Allocation 2010	Paid 2011	Paid 2007-2013	ERDF (24%)
1 Staff	600 000,00 €	0,00 €	0,00 €	0,00 €
2 Trainees	15 000,00 €	0,00 €	0,00 €	0,00 €
3 CU and MA Travel costs	40 000,00 €	480,10 €	2 962,27 €	710,94 €
4 MC travel and meeting costs	33 000,00 €	9 268,88 €	20 275,40 €	4 866,10 €
5 CC meetings	20 000,00 €	0,00 €	662,61 €	159,03 €
6 ECP meetings	40 000,00 €	6 616,05 €	18 817,94 €	4 516,31 €
7 ESPON Internal Seminar	25 000,00 €	0,00 €	0,00 €	0,00 €
8 Rent (incl. Parking, cleaning, heating, insurances etc.)	62 000,00 €	0,00 €	0,00 €	0,00 €
9 Overheads, installation, postal services, telephone etc.	37 500,00 €	1 165,43 €	4 808,75 €	1 154,10 €
<b>Total</b>	<b>872 500,00 €</b>	<b>17 530,46 €</b>	<b>47 526,97 €</b>	<b>11 406,47 €</b>

The following table shows the TA budget lines 1 to 9 for the year 2011 as approved by the MC:

TA budget lines 1-9	Allocation 2011	Paid 2011	Paid 2007-2013	ERDF (24%)
1 Staff	600 000,00 €	0,00 €	0,00 €	0,00 €
2 Trainees	15 000,00 €	0,00 €	0,00 €	0,00 €
3 CU and MA Travel costs	40 000,00 €	2 471,37 €	2 471,37 €	593,13 €
4 MC travel and meeting costs	33 000,00 €	8 712,10 €	8 712,10 €	2 090,90 €
5 CC meetings	15 000,00 €	0,00 €	0,00 €	0,00 €
6 ECP meetings	40 000,00 €	8 058,46 €	8 058,46 €	1 934,03 €
7 ESPON Internal Seminar	25 000,00 €	0,00 €	0,00 €	0,00 €
8 Rent (incl. Parking, cleaning, heating, insurances etc.)	62 000,00 €	0,00 €	0,00 €	0,00 €
9 Overheads, installation, postal services, telephone etc.	37 500,00 €	4 839,46 €	4 839,46 €	1 161,47 €
<b>Total</b>	<b>867 500,00 €</b>	<b>24 081,39 €</b>	<b>24 081,39 €</b>	<b>5 779,53 €</b>

The following table shows the TA budget lines 10 to 14 for the period 2007-2013 as approved by the MC:

TA budget lines 10-14	Allocation 2007-2013	Paid 2011	Paid 2007-2013	ERDF (24%)
10 GoA - meetings and external contract	450 000,00 €	31 392,64 €	118 500,64 €	28 440,15 €
11 Financial Monitoring System and maintenance	149 500,00 €	9 142,50 €	126 946,95 €	30 467,27 €
12 Programme evaluation	75 000,00 €	46 230,00 €	63 480,00 €	15 235,20 €
13 Experts costs (legal etc.)	45 000,00 €	0,00 €	29 598,14 €	7 103,55 €
14 Communication Plan	381 250,00 €	27 610,58 €	38 868,27 €	9 328,38 €
<b>Total</b>	<b>1 100 750,00 €</b>	<b>114 375,72 €</b>	<b>377 394,00 €</b>	<b>90 574,56 €</b>

## **5. Information and publicity**

On 15 and 16 November 2010 the ESPON MC approved the Communication Action Plan for 2011 detailing number and type of actions that will be concretely implemented. End of November the ESPON MA sent the approved Action Plan to the EC for information purposes.

During 2011 ESPON MA/CU worked in partnership with the ECPs, Member and Partner States to provide information and to promote the Programme widely. All actions had been implemented in the full respect of the information and publicity requirements of the ESPON Programme as well as of EU Requirements as stated in Articles 8 and 9 of Commission Regulation 1828/2006.

The key messages of the Communication Plan have been channelled through media and actions belonging to the Capitalisation Plan, such as the ESPON website, newsletters, seminars and workshops targeting the Programme stakeholders.

### ***5.1. Publicity and Communications Activity undertaken to December 2011***

#### Communication-Highlights 2011

- Implementation of the Communication Plan 2007-2013 of the ESPON 2013 Programme continues.
- Two calls for proposals to potential beneficiaries launched.
- Two Annual Events - Info Days and Partner Café – for potential beneficiaries organised.
- Two events for contracted beneficiaries (Financial Managers seminars) organised to inform them on and assist with regulations as well as guidelines for good project management in order to maximise the quality of the project implementation.
- At kick-off meetings launching new projects, the CU also (1) raised awareness of the responsibilities beneficiaries have under the regulations (with particular reference to information and publicity), (2) provided guidance and (3) advised to make the projects visible and comply with the EU requirements.
- 97 ESPressON disseminated to the ESPON community and spread at national and local level by the ECP network.
- More than 313.000 visits to the ESPON website.
- Competition ‘ESPON Map Art for Europe’ is prepared for launch in 2012 .

For the year 2011, the ESPON MA, with the support of the ESPON CU, implemented the envisaged actions as described below.

#### **5.1.1. Information tools**

##### **Programme Manual and Applicants’ packages**

The applicants’ package and the programme manual were updated and completed prior the opening of the two calls for proposals in January and August 2011. They were published on the ESPON website and disseminate during the Info Day events as well as on demand.

## **Official Journal of the EU**

The MA/CU announced the two calls for proposals at the Official Journal twice (pre-announcement and announcement) as follows:

- Call for proposals and EoIs (24/01 - 21/03/2011), OJ C 323 of 30/11/2010 and C 23 of 25/01/2011
- Call for proposals (24/08 - 20/10/2011), OJ C 190 of 30/06/2011 and OJ C 245 of 24/08/2011

## **Programme Managing Support System (PMSS)**

The Programme Management Support System (PMSS) became operational in the course of 2009. During 2011 the PMSS ensured a reliable monitoring and financial reporting system and stored information about the projects and subsequently also information about the various priorities and measures on the programme level. The database served as main source for both quantitative and qualitative data on projects implementation and achievement.

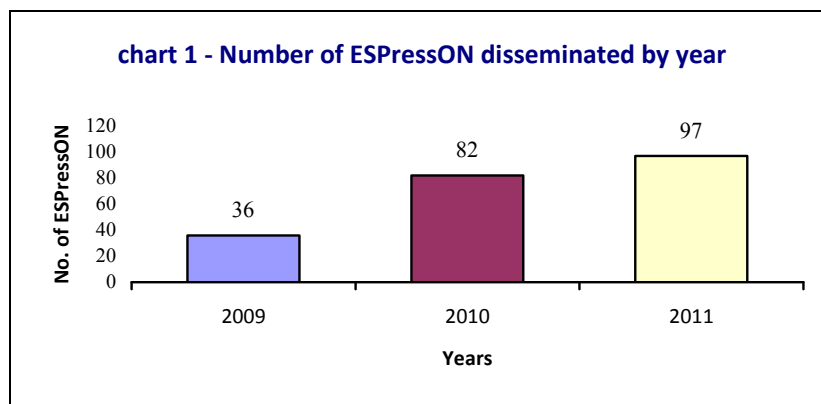
## **Programme Bodies**

The programme bodies –MC Members and ECP network, - have been continuously involved in reaching potential beneficiaries, policy makers, other stakeholders and the citizens. The CU itself provided continuously information about the Programme and its activities.

In order to enable the flow of information between the various management units of the Programme, i.e. between the CU, MA, CA, AA, MC meetings / contacts between the different units and actors took place during 2011 and regular messages were sent out to keep the Programme`s bodies informed.

During 2011 the CU drafted and disseminated more than 90 ESPressON targeting the ECPs with a monthly average of eight messages per month (see chart 1 below) which covered among others the following topics:

- ESPON events (Info Days on calls and Partner Café, conference, Financial Managers seminars, workshops, Open and Internal Seminars);
- ESPON at external events (i.e. EC Open Days);
- Events organised by MC Members and ECP at national level;
- Events organised by Lead and Project Partners to promote the ESPON funded projects;
- Publications (ESPON Scientific Report, Territorial Observations, Maps of the Month, posters, videos, Annual Implementation Report, Project Overview);
- Calls for proposals (pre-announcement, announcement, partner search tools, output);
- Press Releases;
- Example on how to use ESPON (publications mentioning ESPON evidence);
- News from projects (new released projects and progress and evidence from ongoing projects);
- More (Calls for Tenders, List of beneficiaries, Vacancies, etc.).



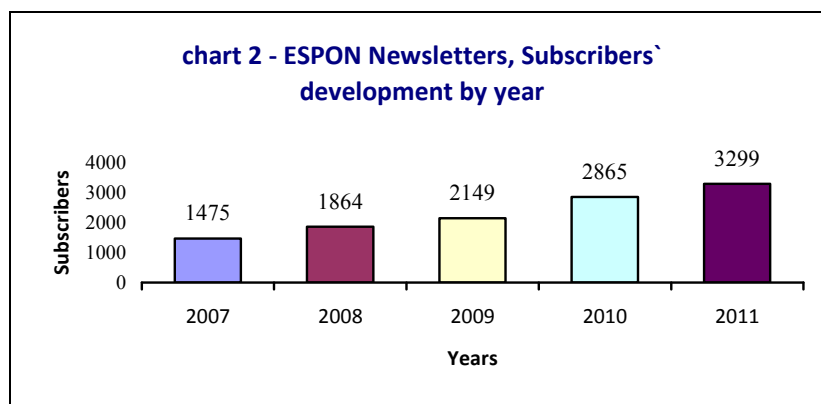
### 5.1.2. Communication tools

#### Publications supporting the Communication Action Plan 2011

Information material for beneficiaries on the framework and purpose of actions, such as Programme and Guide Documents e.g. Programme Manual and Application Packs have been published and distributed in printed and/or electronic form:

#### ESPON Newsletter

During 2011 five newsletters have been produced, published at the website and distributed to a mailing list with more than 3.000 recipients (see chart 2 below)



For each of the newsletters disseminated in the framework of the Capitalisation Strategy during 2011, the ESPON CU elaborated short articles targeting the launch of the calls, the Info Days, the outputs of the Programme and so on. In addition, information on the timetable of events was provided.

The first newsletter of the year, dated February, provided apart from the usual Directors column, information on the following issues:

- New calls for proposals and EoI;
- Info Day on new calls and Partner Café;
- Outcomes of the call for EoI for the KSS;
- First ESPON 2013 Scientific Report;
- Map of the Month;

- Reports and activities from Projects (DEMIFER, TIGER, ReRisk, PURR, FOCI, EU-LUPA, NORBA);
- Key events of the year;
- Financial Managers seminar;
- Use of ESPON – an example at national level: ESPON projects in the Finnish context;
- Events at national level by MS;
- News from ETC Programmes.

The second issue, disseminated in May, provided information on the following topics:

- First ESPON High Level Conference, Brussels 11 May 2011;
- Publication ‘Territorial Observation No. 4 - Trends in Internet Roll-out in Europe’;
- Maps of the Month ‘Internet Roll-Out in the EU Regions’;
- Collection of ESPON posters;
- ESPON Focus on Energy – Interview ‘Knowledge on Risk of Energy Poverty feeds the current political discussions in Europe’;
- ESPON Open Seminar in Hungary on 21 and 22 June 2011;
- Past and upcoming events;
- News and reports from projects (Database, Metroborder, CAEE, FOCI, Euroislands, Arts, Climate, SGPTD, GEOSPECS, KIT, TERCO, EsaTDOR, POLYCE, EATIA, TPM, SEMIGRA);
- Reminder on calls;
- Vacancies.

The third one, dated July, pre-announced the second call of the year and the related Info Day event.

The fourth one, disseminated in August, provided the following information:

- Announcement of the calls for proposals;
- Info Day on calls for potential beneficiaries;
- Videos under the theme ‘Why does Europe need ESPON’ with Johannes Hahn EU Commissioner for Regional Policy, Michael Smyth (European Economic and Social Committee), Minister Claude Wiseler from Luxembourg talking about ESPON and how it supports policy-making across Europe;
- Video interview with «Loire River Basin» about ESPON and the way it works;
- Coming ESPON events (ESPON Workshop ‘Assessing Indicators for Territorial Cohesion’; GoA Annual meeting; Financial Managers seminar; ESPON Internal Seminar ‘Support to Evidence-Based Cohesion Policy’ in cooperation with the Polish EU-Presidency);
- ESPON at events (August – London, ESPON at the EUGEO Congress; September – Brussels, ESPON at the EESC; September - Genoa, Biennial of European Towns and Town Planners; October – Brussels, ESPON workshop at the Open Days 2011 ‘Regional and Local Economies in a Changing Global Context. Performance Monitoring and Territorial Indicators’);
- ESPON in Your Country (new Contact Point from Denmark; ESPON-INTERSTRAT conference ‘Planning for growth – what can we learn from Europe?’ in London on 30 September 2011);
- Updated List of Beneficiaries.

The fifth one, dated October, provided the following information:

- Map of the Month ‘European Regions 2010: Economic Welfare and Unemployment’;
- Reminder on ESPON open calls for proposals;
- News and reports from projects (EDORA, EU-LUPA);
- News on approved projects;
- ESPON workshop ‘Assessing Indicators for Territorial Cohesion’;
- ESPON Financial Managers seminar on 16 - 17 November 2011 in Oslo, Norway;
- ESPON Annual Implementation Report 2010 online;
- Coming ESPON events (20 October 2011 – Brussels, ESPON workshop ‘Assessing Indicators for Territorial Cohesion’; 14 and 15 November 2011 – Luxembourg, GoA Annual meeting; 16 and 17 November 2011 – Oslo, Financial Managers seminar; 29 and 30 November 2011 – Krakow, ESPON Internal Seminar);
- ESPON at Events (13 October – Brussels, ESPON workshop at the Open Days 2011 ‘Regional and Local Economies in a Changing Global Context. Performance Monitoring and Territorial Indicators’; 6 December – Brussels, ESPON presentation of operational tools for Territorial Impact Assessment for the Committee of the Regions);
- ESPON in Your Country (ECPs activities in Hungary and Luxembourg).

### **ESPON Website**

During 2011 regular updating and improvement of the ESPON website have been implemented. Also, in keeping with Commission Regulation 1828/2006 Article 7(2) (d), the list of beneficiaries, the names of the operations and the amount of public funding allocated to the operations has been updated.

Over the course of 2011, new publications or improved operations were made to the ESPON website including:

- Publication of news items and a number of new web pages;
- Preparation and publication of a video web pages with four movies;
- Adaptation of website about the main activities of the year, including reports from projects, events, calls for proposals, calls for tenders as well as facts and figures about the programme and its implementation.

The website has been constantly filled with information, data, news on e.g. ongoing activities and calls.

In 2011 313.169 visits were counted on the website, with the highest number of visits on January, February and September due most probably to the open calls as the table below shows.



### **ESPON Intranet**

The ESPON Intranet is a communication tool to enable the flow of information within the ESPON network. It is for example being used by the ESPON CU to send documents to the MC and guidelines to the beneficiaries, but also by the beneficiaries to deliver their reports.

During 2011 a start has been made to update the functionality and user-friendliness of the intranet as well as to bring its design more in accordance with the ESPON corporate design. This update is planned to become operational in 2012.

### **Media**

The main objective of the media activities in 2010 was to raise awareness of the ESPON 2013 Programme, to communicate the findings and increase the knowledge about the Programme, to the benefit of policy makers, stakeholders, and potential beneficiaries as well as the general public.

Media activities carried out by the CU included collecting contacts, preparing press releases and contacting press/institutions to encourage involvement and dissemination of findings and activities. This task was realised in the framework of the Capitalisation Activities 2011.

Some outcomes of the media activities for 2011 can be summarised as below. In the framework of the Capitalisation Action Plan, the CU elaborated and disseminated seven press releases/communications mainly targeting the relevant media on the following topics:

1. January, press release ‘ESPON opens new funding opportunities. The ESPON Programme launches today new calls for proposals and EoI. Scientists, experts and public authorities are invited to become involved in new ESPON projects. Up to 5.493.000,00 € is available for this call.’
2. April, press release ‘Over 280 Potential Partners interested in ESPON. Latest call for proposals and EoI for using ESPON attracted 53 applications from 29 countries involving 285 potential Project Partners/ stakeholders. The available funds, up to 5.493.000 € will allow to develop further the European territorial knowledge base, and support policy makers with user-friendly analyses.’
3. May, press release ‘ESPON contribution to the Territorial Agenda 2020 and EU Cohesion Policy. The debate around EU Cohesion Policy post 2013, the adoption of the Territorial Agenda 2020 and the evidence contribution of



ESPON to the EU, national and regional policy making are in focus at the Open Seminar ‘Evidence and Knowledge Needs for the Territorial Agenda 2020 and EU Cohesion Policy’. The Seminar is organised in cooperation with the Hungarian Presidency of the Council of the EU.’

4. June, press release in Hungarian “Az ESPON program hozzájárulása a felülvizsgált Területi Agradához és az EU kohéziós politikához A 2011. évi ESPON nyilvános szeminárium “Evidence and Knowledge Needs for the Territorial Agenda 2020 and EU Cohesion Policy” címmel kerül megrendezésre. A témaválasztás fókuszában a 2013 utáni EU kohéziós politika és a magyar EU elnökség alatt felülvizsgált Területi Agenda (Territorial Agenda 2020) alkalmazása áll. Emellett az ESPON program az Európai Unió nemzeti és regionális irányelveinek kialakításához tett hozzájárulásának lehetőségeit keresi. A szeminárium az Európai Unió Tanácsa soros Magyar Elnökségének keretében kerül megrendezésre.”
5. August, press release ‘European Evidence related to Territorial Cohesion. New Challenging ESPON projects for over 7 million Euro. Today ESPON (the European Observation Network on Territorial Development and Cohesion) opens new calls for proposals to further enlarge the Evidence Base on the development of the European territory. Research institutions, universities, scientists, experts, academic teams from 31 countries are invited to apply.’
6. September, press communication ‘Map of the Month - European Regions 2010: Economic Welfare and Unemployment. The global financial crisis from 2008 onwards resulted in a significant economic downturn as well as new and intensified social challenges in many European countries and regions. This impact hit European regions asymmetrically leaving some countries and regions with substantial challenges in their economic recovery, but not all.’
7. October, press release ‘ESPON starts four new Applied Research projects. ESPON (the European Observation Network on Territorial Development and Cohesion) is financing four new Applied Research projects over the coming two to three years. The projects selected by the MC cover a variety of themes: from the EU 2020 Strategy to Territorial Scenarios and Visions for Europe to Territorial Potentials for a Greener Economy and Territorial Governance.’

The Press Releases were disseminated as follows:

- Published online at the ESPON website;
- Directly sent out to a list of journalists;
- Directly sent out to the ECP network which then disseminated the press release at national level.

### **Social media**

In 2010, in line with the Capitalisation Strategy, the CU started the implementation of the Web 2.0 environment by making use of the social media tools Twitter, LinkedIn, RSS feed, Netvibes and Delicious. The Social Media tools are visible on the ESPON website as icons in the lower horizontal bar.

The ESPON Twitter account released information on a regular basis via *tweets*. The ESPON LinkedIn page provided users with some valuable information about the programme. In addition, the closed group for the ESPON Partner Café facilitated the

contact between potential partners. RSS feed, Netvibes and Delicious helped users to keep up to date with and bookmark ESPON.

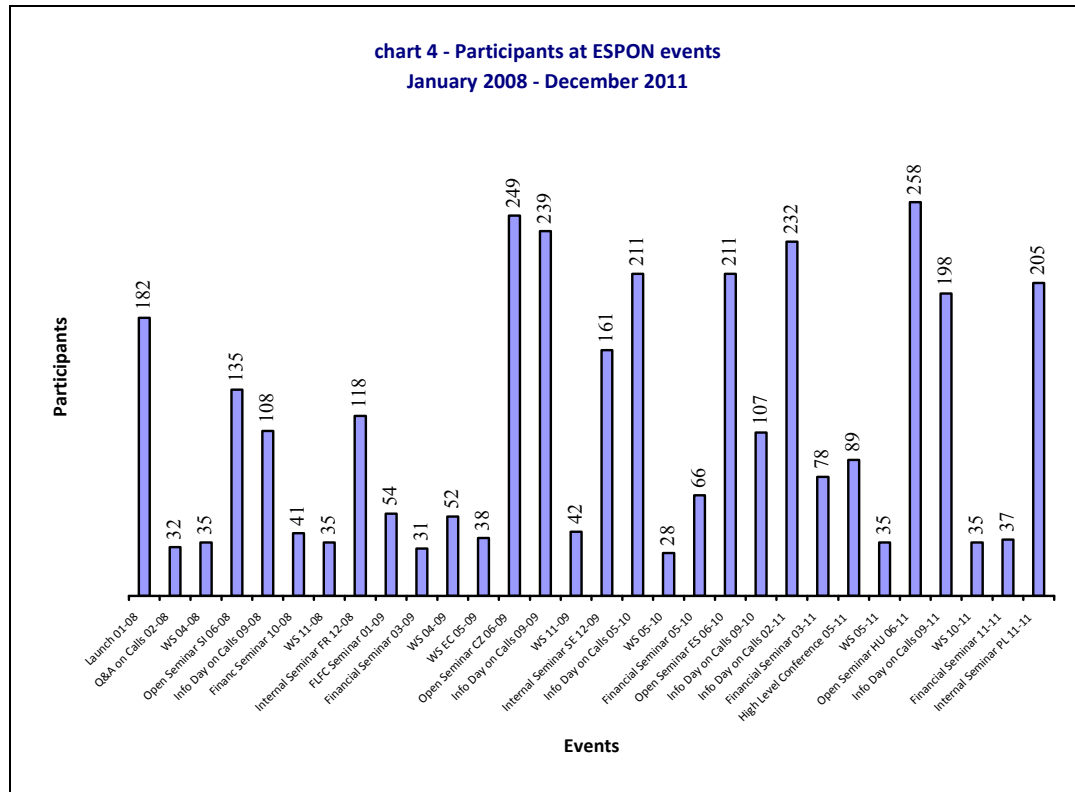
In 2011 the members / followers are as follows:

- Number of followers on Twitter: 303;
- Number of followers of the LinkedIn ESPON page: 204;
- Number of members of the LinkedIn group ESPON Partner Café: 339;
- Number of tweets published 65.

Moreover, the interactivity between users interested in ESPON-related issues increased considerably.

### 5.1.3. Targeted activities and actions/Events

Since the launch of the ESPON 2013 Programme, 3.342 people participated at 30 events organised by the CU with 1.167 people at the nine events in 2011 as the following chart shows:



As for the events organised within the Communication Plan, 545 participants were counted at four events in 2011:

- 232 participants at the Info Day on calls in February;
- 78 participants at the Financial Manager seminar in March;
- 198 participants at the Info Day on calls in September;
- 37 participants at the Financial Manager seminar in November.

### Technical Meetings with First Level Control

Based on the ongoing results of the assessment of the reimbursement claims from approved projects and in accordance with the approved Road Map to avoid de-

commitment, the MA and the CU identified specific country related problems of FLC certification for which specific meetings have been organized in 2011, i.e. in France, Germany, Romania and Spain, mainly in the frame of Member / Partner States quality checks of FLC.

### **Financial Manager seminars**

#### **Geneva, 31 March and 1 April 2011**



The fifth Financial Managers seminar under the ESPON 2013 Programme took place on 31 March and 1 April in Geneva, Switzerland. The seminar was organised in cooperation with the member of the MC from Switzerland, the Federal office for Spatial Development (ARE). The purpose of the two-days event was to inform and assist Financial Managers and Controllers on management and administration of approved ESPON projects. The ESPON CU presented eligibility rules, contracting, reporting and monitoring procedures, as well as administrative, legal and practical matters. The second day was organized in parallel sessions for Financial Managers and for First Level Controllers willing to acquire additional and more specific information about reporting procedures and requirements for the certification of expenditure.

More than 70 Financial Managers and centralized / decentralized First Level Controllers of the approved projects attended the event. Participants had the opportunity to network, share experience with peers and get feedback.

#### **Oslo, 16 and 17 November 2011**

The sixth Financial Managers seminar on management and administration of projects took place on 16 – 17 November 2011 in Oslo, Norway. The Seminar was organised in cooperation with a member of the ESPON MC from the Ministry of Local Government and Regional Development of Norway. Target groups were the Financial Managers of the Lead and Project Partners of the approved ESPON 2013 projects as well as the centralized and decentralized First Level Controllers concerned for the approved ESPON 2013 Projects. Information about eligibility rules, contracting, reporting and monitoring procedures has been given, as well as information about administrative, legal and practical matters of relevance concerning project coordination and management. On the second day of the Financial Manager seminar two parallel sessions were organised for Project Financial Managers and for First Level Financial Controllers willing to acquire additional and more specific information about ESPON 2013 reporting procedures and requirements for the certification of expenditure. These parallel sessions aimed at discussing lively in practice the specific reporting and control procedures from the perspectives of Financial Managers and First Level Controllers as well as sharing experiences. Around 40 people from 15 countries and 27 institutions attended the event.

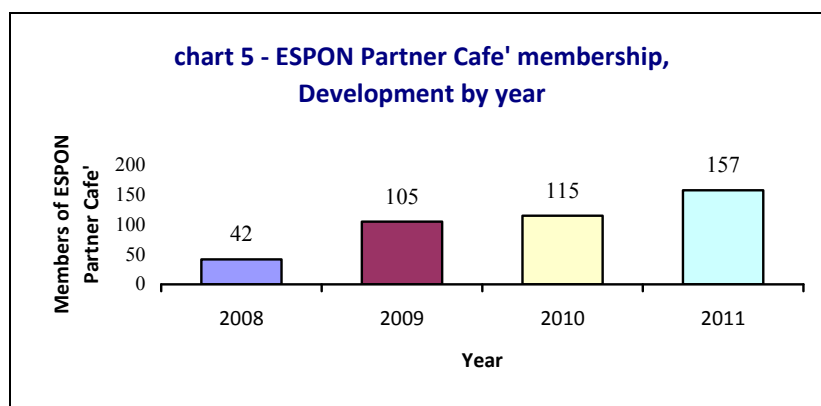
### **Calls for Proposals: Two Annual Events - Info Days and Partner Café including a Q&A session**

ESPON organised two major information activities (Info Days on new calls including a Q&A session) to present the new funding opportunities and the conditions for applying.

The events took place in February and September, targeting stakeholders, potential beneficiaries and authorities. Detailed information on the calls, the Operational Programme, the conditions to access the funding and any other relevant information was provided. The events had been published widely to ensure a fair participation of actors from all participating Member and Partners States.

The events were part of the overall campaigns aim of promoting widely the two calls for proposal 2011.

The tool for potential beneficiaries the ‘Partner Café’ deserves to be mentioned, which aims at facilitating the search of partners to build up TPGs and apply for the calls. By the end of 2011, 419 institutions requested to be part of this overview as the following chart shows:



The ‘Partner Café’ has also its LinkedIn group where potential partners can launch discussions and find partners to carry out ESPON projects.

### **Info Day on New Calls and Partner Café in Brussels, 10 February 2011**

More than 230 participants from 170 different institutions and 24 countries attended the event, among them policy makers, scientists, experts, representatives of universities, research institutes and companies around Europe.

The purpose of the event was two-fold:

- To support the launch of the new calls for proposals including the new funding opportunities and the conditions for applying;
- To promote networking possibilities between potential Project Partners and to inspire new projects on the main topic proposed for the event.



The EC DG Regio and the Hungarian ESPON MC member presented the policy demand behind the need for further ESPON results.

Participants learnt about opportunities for taking part in ESPON project activities, the themes and objectives of the call for proposals and EoIs, the specifications and eligibility criteria of the new calls as well as the modalities for applying. In the afternoon the programme included an ESPON Partner Café creating a forum for dialogue between potential Project Partners for setting up TPGs.

## **Info Day on New Calls and Partner Café in Brussels, 13 September 2011**

About 200 participants from 153 different institutions and 26 countries attended the event, among them policy makers, scientists, experts, representatives of universities, research institutes and companies around Europe.

The aim of the event was two-fold:

- Support the launch of the new calls for proposals through information on project content, new funding opportunities and conditions for applying;
- Promote networking possibilities between potential Project Partners and inspire new project consortia to submit proposals for the calls.



The EC DG Regio and the Polish EU Presidency presented the current European policy development and related demands towards the ESPON 2013 Programme. The ESPON CU provided participants with a brief on the achievements and prospects on the Programme.

Participants learnt about opportunities for taking part in ESPON project activities, the themes and objectives of the call for proposals. The session on ‘How to Apply’ focused on the legal framework, the eligibility criteria and the modalities for applying.

The programme included an ESPON Partner Café creating a forum for dialogue between potential Project Partners for setting up TPGs aiming at submitting proposals for ESPON projects.

## **ESPON MapArt for Europe**

The preparation of the European - wide open competition under the theme ‘European MapArt’ continued during 2011. The competition aims at promoting ESPON wider and to new target groups. The MA and CU worked in 2011 on the exact legal implementation according to the national rules. This activity shall be launched during 2012.

## **Participation in external events**

The ESPON CU and the MA participated at different major conferences/events in order to market and present the ESPON 2013 Programme, the available funding opportunities and the progress in the implementation of the Programme, including the following:

- European Environmental Agency, Copenhagen – DK, January;
- VASAB Annual Conference, Warsaw – PL, February;
- Hungarian EU Presidency, Directors Generals for Territorial Cohesion Meeting, Budapest – HU, March;
- RSA Conference ‘What Future for Cohesion Policy?’, Bled – SI, March;
- European Parliament, 5<sup>th</sup> International Conference “City 2011 – city space management”, Katowice – PL, May;
- Hungarian EU Presidency / Informal Meeting of Ministers Responsible for Territorial Development and Cohesion Policy, Godollo – HU, May;
- University of Valencia, International Workshop, Valencia – ES, June;

- Committee of Regions / Commission for Territorial Cohesion Policy (COTER), Brussels – BE, July;
- Plan Loire grandeur nature 2007-2013 / 5ème rendez-vous annuel chercheurs/gestionnaires, Orléans – FR, July;
- EUGEO Conference, London – UK, August;
- EESC - ECO Section meeting, Brussels – BE, September;
- IX Biennial of Towns and Town Planners, Genova – IT, September;
- Ministry of Regional Development, National Info Day OP ESPON 2013, Prague – CZ, September;
- Ile de France Europe, Seminar "Which perspectives for European Metropolises?" – Brussels – BE, September;
- EUROCITIES, Working Group on Metropolitan Areas, Brussels – BE, September;
- Polish EU Presidency, NTCCP meeting, Warsaw – PL, September;
- Baltic Sea States Subregional Co-operation (BSSSC) Conference, Szczecin – PL, October;
- University of Warsaw - Centre for European Regional and Local Studies (EUROREG), Conference "Territorial perspective in strategic planning. What do ESPON results say about Poland?", Warsaw – PL, October;
- EC and Committee of Regions, Open Days 2011, Brussels – BE, October;
- Committee of Regions, Brussels – BE, December.

### **Flying the EU flag**



For one week, starting 9th May, the MA flew the flag of the EU in front of its premises.

### **List of beneficiaries**

The list of beneficiaries has been published on the website of the Programme since 2008, together with the names of the operations and the amount of public funding allocated to each single operation. The list has been updated and published periodically after each binding decision of the Monitoring Committee.

### **Promotional material**

During 2011 the CU distributed the promotional materials produced in 2010 at events.

The new call for tender aiming at producing new materials and stands in 2011 had been delayed due to a lack of resources at the CU. By the end of 2011 the CU drafted the tenders' documents which shall be ready for launching the call in 2012.

Within the Capitalisation Strategy, the CU in cooperation with the service provider on ‘CAP Strategy and Media Bureau’ produced and promoted widely several video clips. The video clips highlight how policy makers have benefited from ESPON and how the Programme is being used to help support and contribute to the policies as well as how to use ESPON.

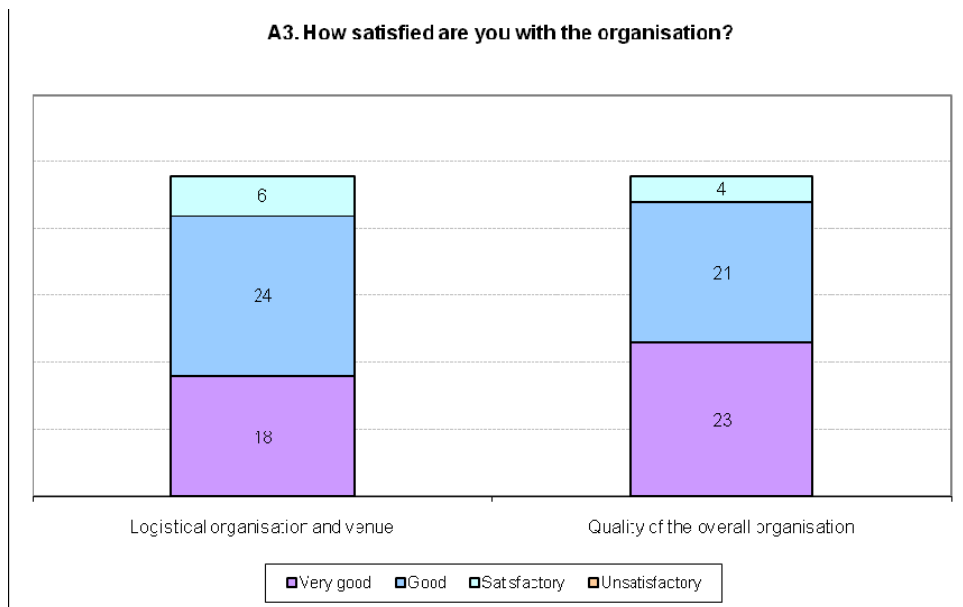
### Evaluation

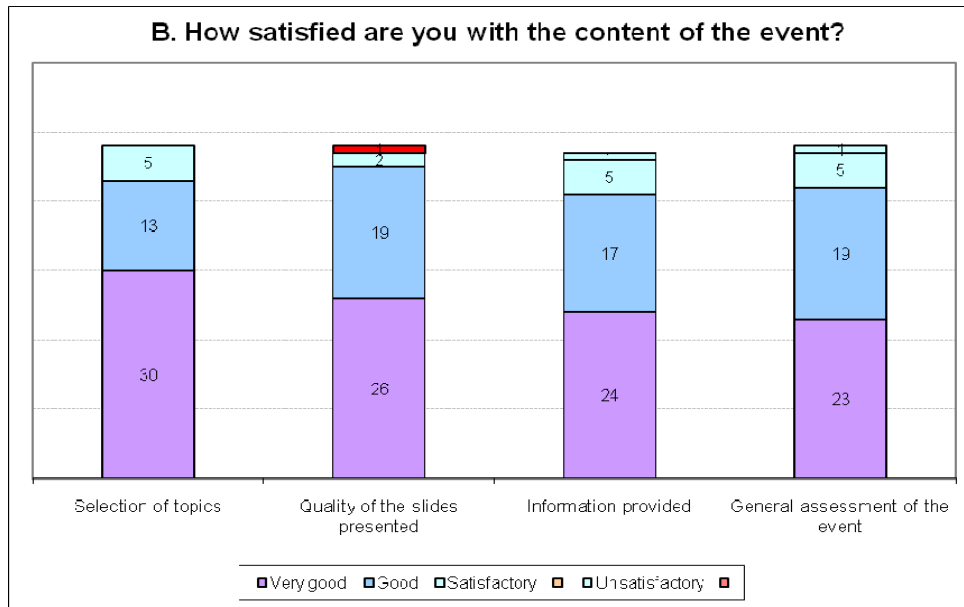
In 2011, ESPON has considerably increased its outreach. For instance, it significantly enhanced the usability and accessibility of its website attracting more than 313.000 web visits, subscribers to the ESPON Newsletter increased by over 15%.

In addition to the above mentioned indicators, the evaluation was also based on brief questionnaires disseminated at ESPON events such as the Financial Manager seminars. The results identified a positive assessment of the events.

For instance, at the Financial Manager seminar in March a total of 48 questionnaires were completed. The assessment of the questionnaires identified:

- 73% of the respondents claimed that the registration process is simple;
- 90% claimed that the duration of the event was appropriate;
- There was good level of satisfaction with the organization;
- The level of satisfaction with the content was very good/good.





Among the ‘strong points’ given are mentioned the networking, the opportunity to share ‘good practices’ with other financial managers, the quality of the information provided and the competent speakers.

Among the ‘weak points’ given were claimed the noisy room, missing confirmation of the registration and the need of more practical examples.