

# // ESPON TIA Quick Check

## Bernd Schuh (ÖIR)



# ESPON TIA Quick Check

## The Challenge

- EU policy proposals influence development of regions
- with often territorial effects

## ESPON projects

- developed a simplified, evidence-based procedure of an ex ante Territorial Impact Assessment (TIA)

## The TIA Quick Check approach

- a “quick and dirty” TIA-check
- combining expert knowledge gathered in a workshop with an Excel tool and standardised indicators
- showing results in maps (NUTS 3 level)



# The vulnerability concept

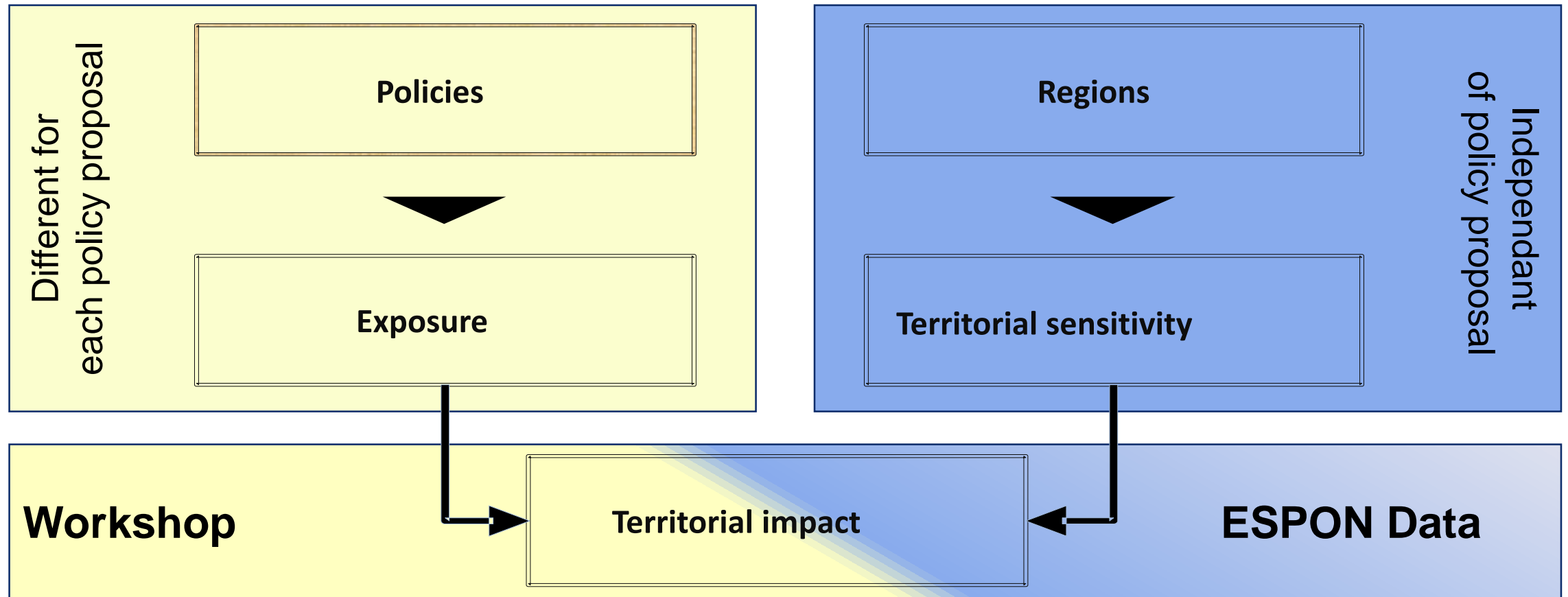
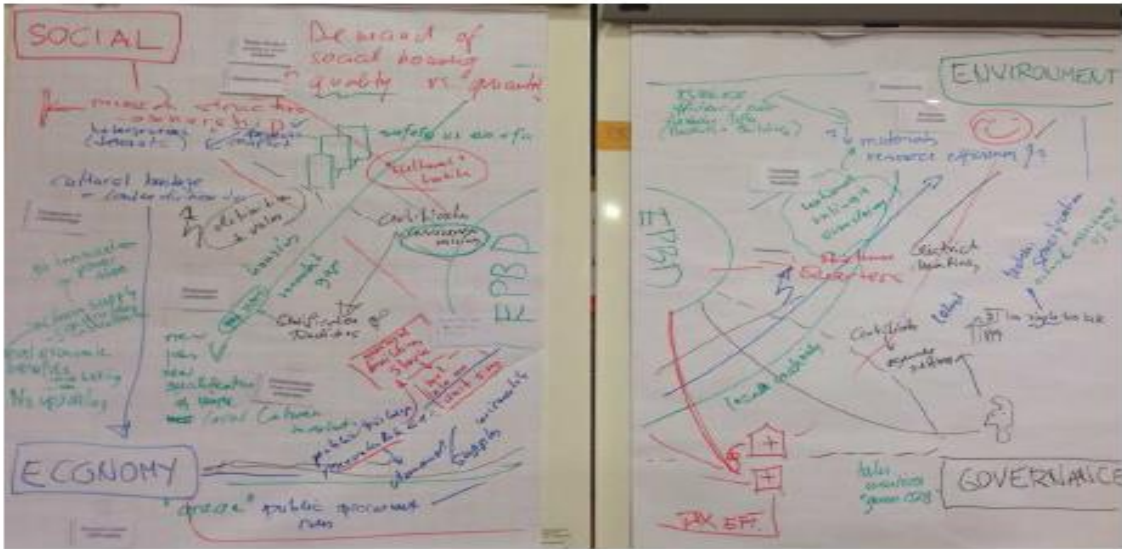
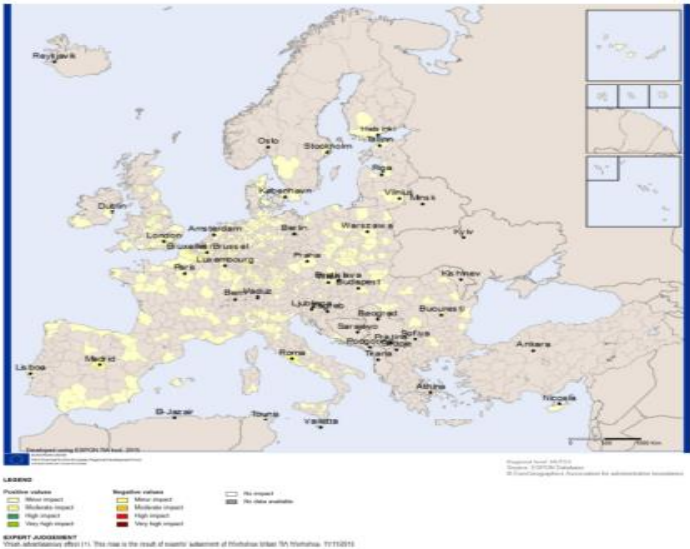


Figure 1: Workshop findings: conceptual model



Source: Urban impact assessment expert workshop: Energy Performance of Buildings Directive (2010/31/EU). Brussels 11 November 2015

Map 1: 4.1 Metro regions affected by the Energy Performance of Buildings Directive (2010/31/EU) Household CO<sub>2</sub> emissions, Page 12





Ex-Post Urban Impact Assessment

### Energy Performance of Buildings Directive

Workshop based on ESPON TIA Quick Scan tool

In close association with





# Which regions will be hit in which fields?

## LEGEND

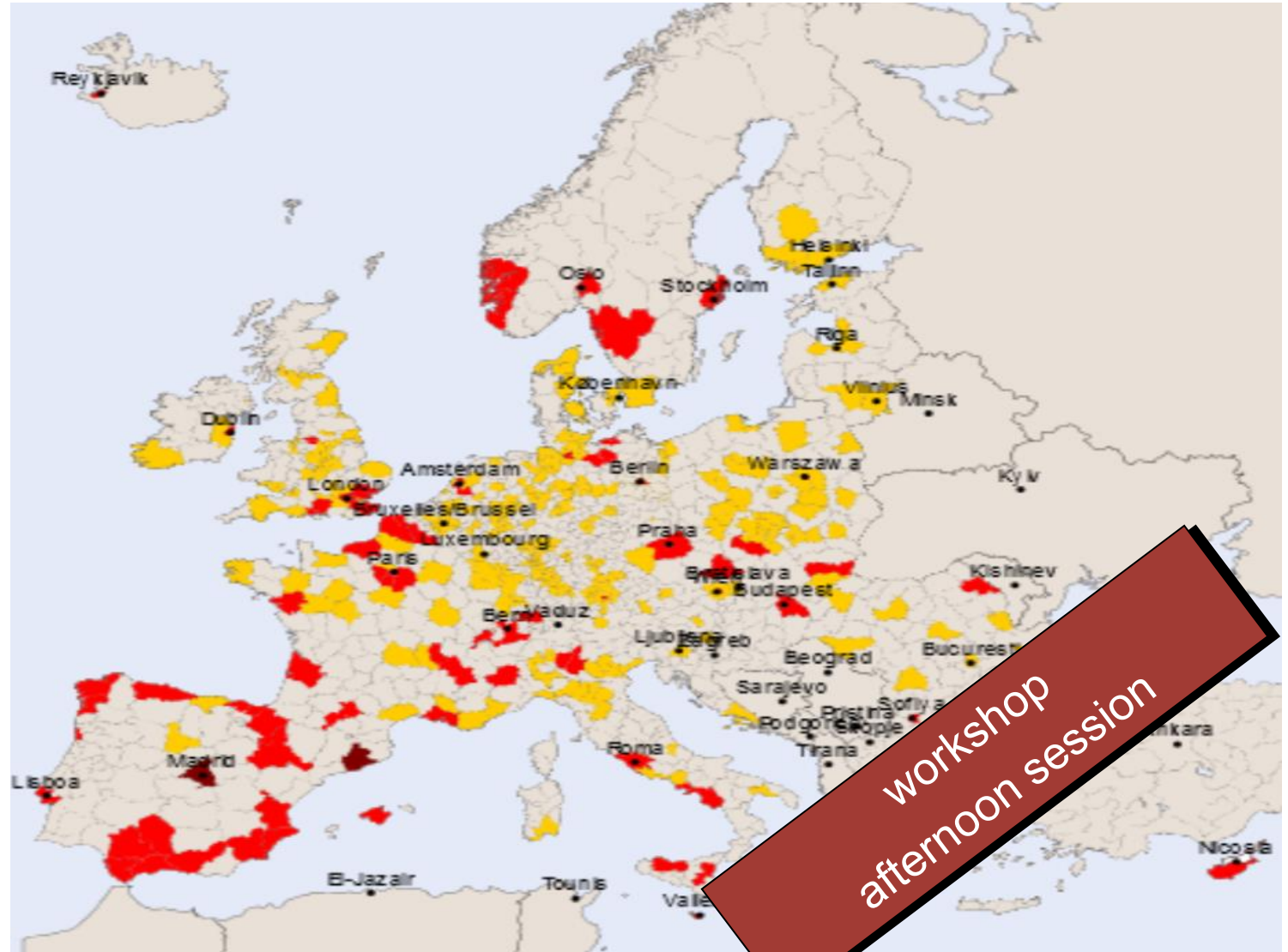
### Positive values

- Minor impact
- Moderate impact
- High impact
- Very high impact

### Negative values

- Minor impact
- Moderate impact
- High impact
- Very high impact
- No impact
- No data available

Source: Committee of the Regions, 2014, TIA Workshop “Smooth Phasing out of the milk quotas in the European Union”, CoR, 27<sup>th</sup> November 2014, Brussels



workshop  
afternoon session



# The Tool in its new design



# // Thank you

SCHUH Bernd; OIR GmbH

This presentation will be made available at: [www.espon.eu/tallinn2017](http://www.espon.eu/tallinn2017)